



US00D620020S

(12) **United States Design Patent**
Van Os

(10) **Patent No.:** **US D620,020 S**
(45) **Date of Patent:** **** Jul. 20, 2010**

(54) **GRAPHICAL USER INTERFACE FOR A DISPLAY SCREEN OR PORTION THEREOF**

(75) Inventor: **Marcel Van Os**, San Francisco, CA (US)

(73) Assignee: **Apple Inc.**, Cupertino, CA (US)

(**) Term: **14 Years**

(21) Appl. No.: **29/282,841**

(22) Filed: **Jul. 30, 2007**

Related U.S. Application Data

(63) Continuation of application No. 29/281,695, filed on Jun. 28, 2007, which is a continuation-in-part of application No. 29/281,507, filed on Jun. 25, 2007, now Pat. No. Des. 608,366, which is a continuation-in-part of application No. 29/281,460, filed on Jun. 23, 2007, now Pat. No. Des. 604,305.

(51) **LOC (9) Cl.** **14-04**

(52) **U.S. Cl.** **D14/486**

(58) **Field of Classification Search** D14/485-95; D18/24-33; D19/6, 52, 9, 10; D20/11; D21/324-33; 715/700-867, 973-77

See application file for complete search history.

(56) **References Cited**

U.S. PATENT DOCUMENTS

5,737,558 A * 4/1998 Knight et al. 715/788
6,009,444 A * 12/1999 Chen 715/263
D427,574 S 7/2000 Sawada et al.
6,118,888 A * 9/2000 Chino et al. 382/118

6,219,046 B1 * 4/2001 Thomas et al. 715/708
D453,166 S 1/2002 Ording
6,731,316 B2 5/2004 Herigstad et al.
7,165,226 B2 * 1/2007 Thurner et al. 715/767
D550,682 S * 9/2007 Vieggers et al. D14/486
D573,600 S * 7/2008 Kaminaga D14/486
D574,392 S 8/2008 Kwag et al.
7,447,998 B2 * 11/2008 Hutcheson et al. 715/777
D608,786 S * 1/2010 Jasinski D14/485

OTHER PUBLICATIONS

U.S. Appl. No. 29/282,842, van Os, Graphical User Interface for a Display Screen or Portion Thereof, filed Jul. 30, 2007.

* cited by examiner

Primary Examiner—Melanie H Tung

(74) *Attorney, Agent, or Firm*—Sterne, Kessler, Goldstein & Fox PLLC

(57) **CLAIM**

The ornamental design for graphical user interface for a display screen or portion thereof, as shown and described.

DESCRIPTION

FIG. 1 is a front view of a graphical user interface for a display screen or portion thereof showing my new design;

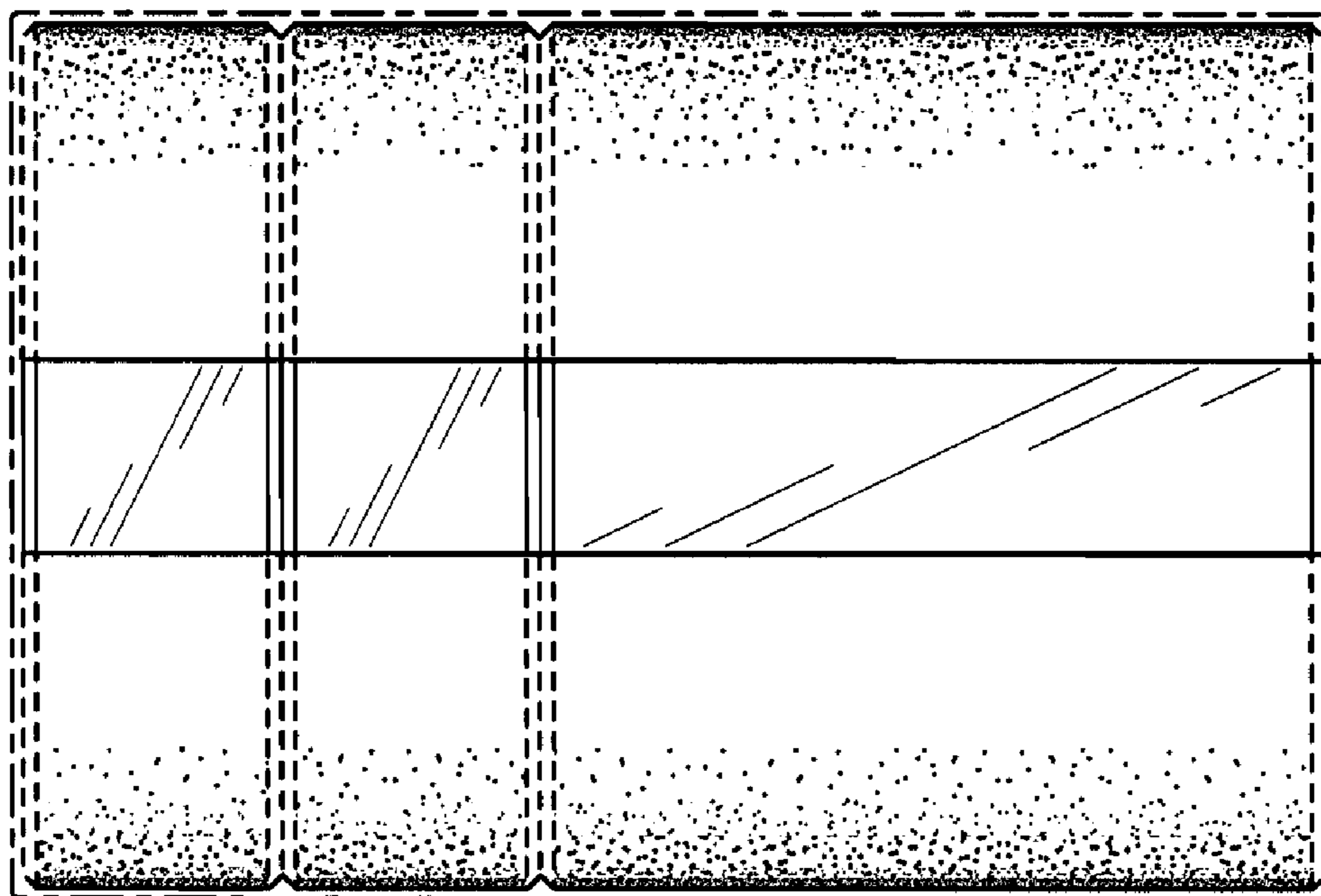
FIG. 2 is a front view of a second embodiment thereof;

FIG. 3 is a front view of a third embodiment thereof; and,

FIG. 4 is a front view of a fourth embodiment thereof.

The broken lines showing a display screen or portion thereof and other elements in all the figures form no part of the claimed design.

1 Claim, 4 Drawing Sheets



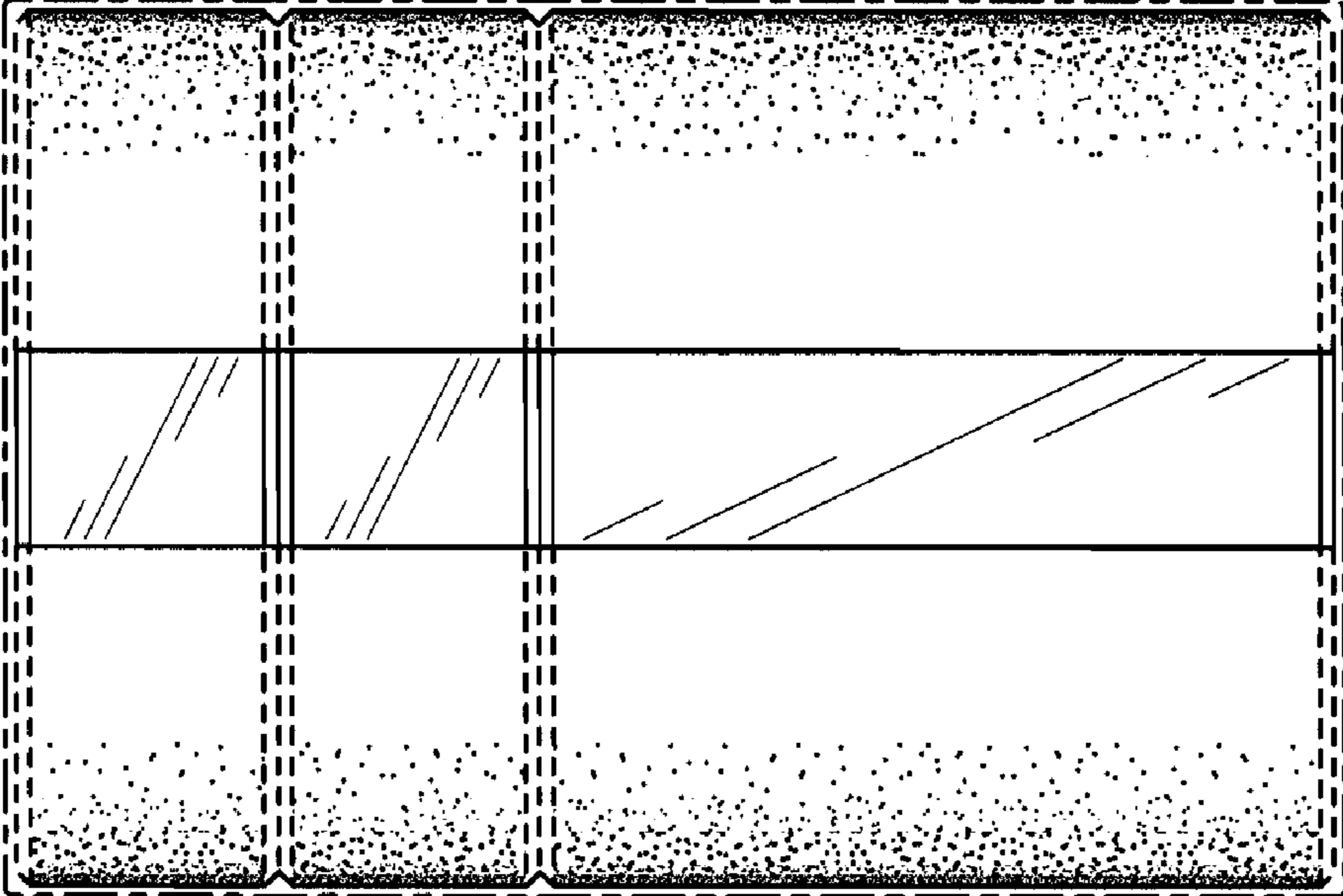


FIG. 1

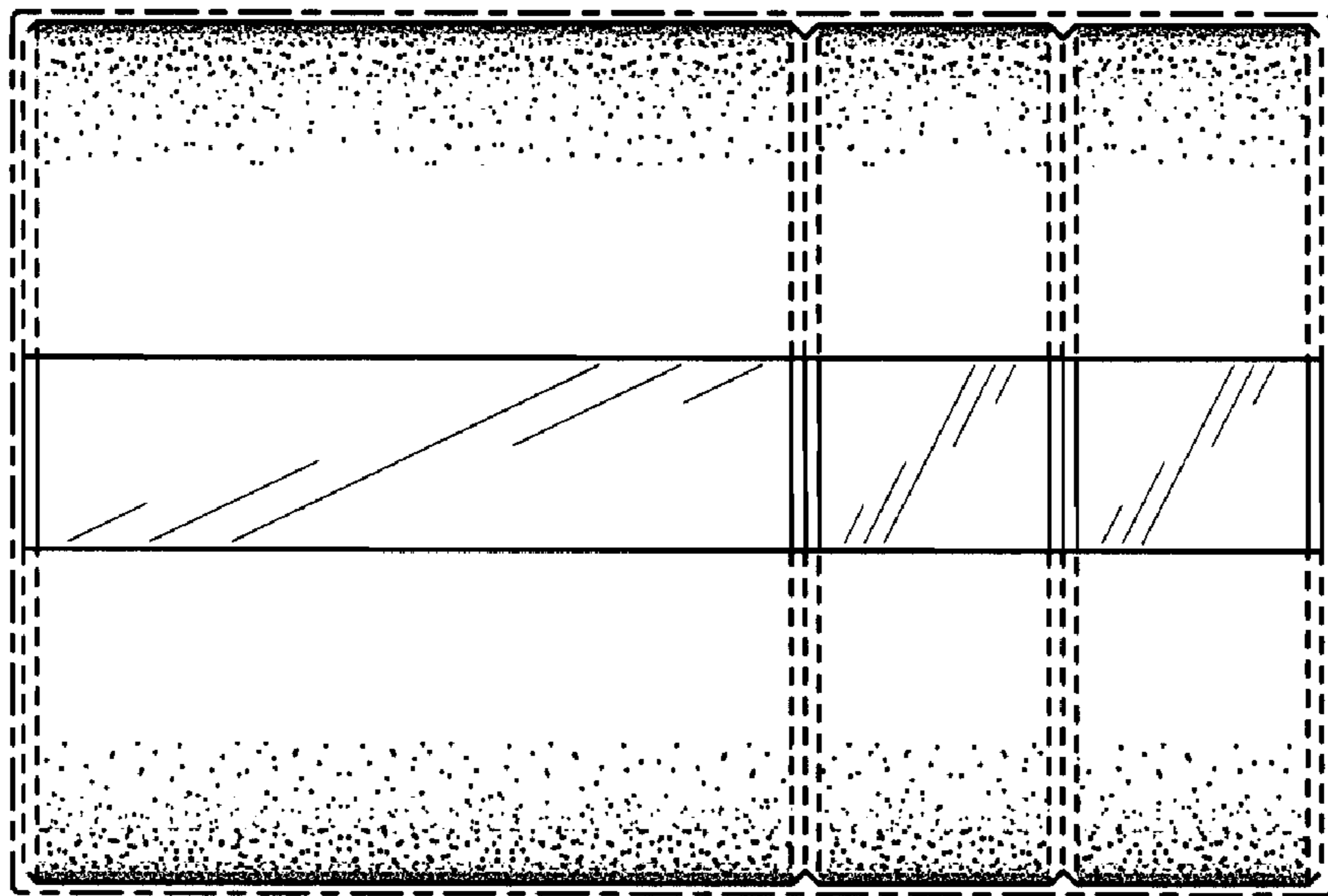


FIG. 2

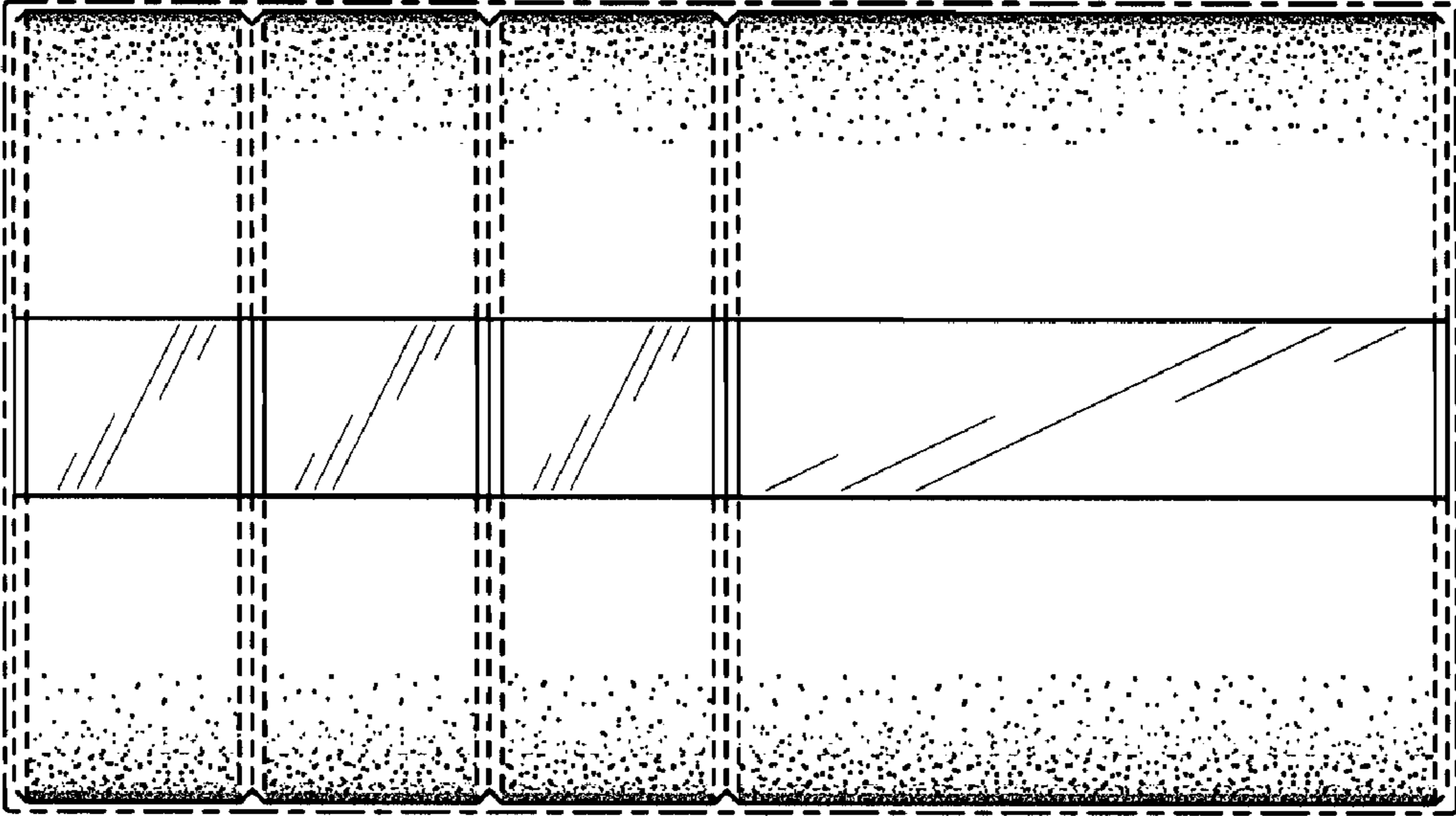


FIG. 3

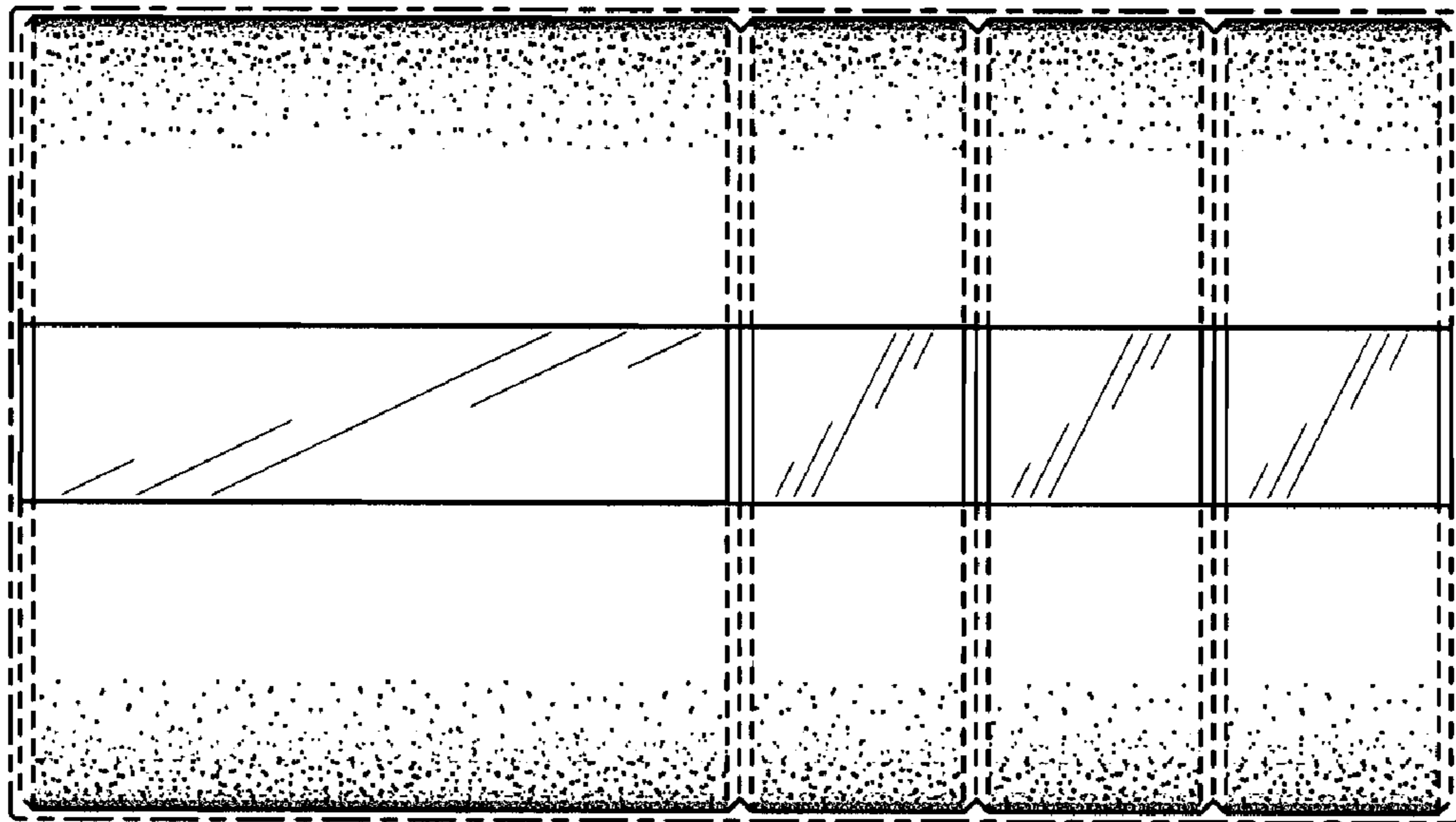


FIG. 4