



US00D620007S

(12) **United States Design Patent**  
**Jeon et al.**

(10) **Patent No.:** **US D620,007 S**  
(45) **Date of Patent:** **\*\* Jul. 20, 2010**

(54) **MONITOR FOR NOTEBOOK**

(75) Inventors: **Seong Ahn Jeon**, Seoul (KR); **Jae Neung Jung**, Gyeonggi-do (KR); **Kang Yoon Lee**, Gyeonggi-do (KR)

(73) Assignee: **LG Electronics Inc.**, Seoul (KR)

(\*\*) Term: **14 Years**

(21) Appl. No.: **29/344,781**

(22) Filed: **Oct. 5, 2009**

(30) **Foreign Application Priority Data**

Apr. 15, 2009 (KR) ..... 30-2009-0016151

(51) **LOC (9) Cl.** ..... **14-02**

(52) **U.S. Cl.** ..... **D14/371**

(58) **Field of Classification Search** ..... D14/371-375,  
D14/336, 337, 341, 320, 331, 125-129; 341/12,  
341/22; 345/104, 156, 168, 173, 901-905;  
348/180, 184, 325, 837; 349/1, 2, 11, 62;  
361/679.08, 679.21, 679.23, 679.27

See application file for complete search history.

(56) **References Cited**

**U.S. PATENT DOCUMENTS**

D424,538 S \* 5/2000 Hayashi et al. .... D14/374  
D458,238 S \* 6/2002 Niitsu ..... D14/126  
D469,090 S \* 1/2003 Tsuji ..... D14/374  
D495,706 S \* 9/2004 Lin et al. .... D14/374

D496,361 S \* 9/2004 Hotta ..... D14/374  
6,807,051 B2 \* 10/2004 Takahashi ..... 361/679.23  
6,837,469 B2 \* 1/2005 Wu et al. .... 248/278.1  
D502,179 S \* 2/2005 Cha et al. .... D14/375  
D519,117 S \* 4/2006 Lewis ..... D14/374  
D543,164 S \* 5/2007 Yang et al. .... D14/126  
D600,695 S \* 9/2009 Niitsu et al. .... D14/371  
2003/0058372 A1 \* 3/2003 Williams et al. .... 348/836  
2004/0113031 A1 \* 6/2004 Sung ..... 248/146

\* cited by examiner

*Primary Examiner*—Freda S Nunn

(74) *Attorney, Agent, or Firm*—Morgan Lewis & Bockius LLP

(57) **CLAIM**

We claim the ornamental design for a monitor for notebook, as shown and described.

**DESCRIPTION**

FIG. 1 is a perspective view of a monitor for notebook showing our new design:

FIG. 2 is a front elevation view thereof;

FIG. 3 is a rear elevation view thereof;

FIG. 4 is a left-side elevation view thereof;

FIG. 5 is a right-side elevation view thereof;

FIG. 6 is a top plan view thereof; and,

FIG. 7 is a bottom plan view thereof.

**1 Claim, 5 Drawing Sheets**




FIG. 1




FIG. 2

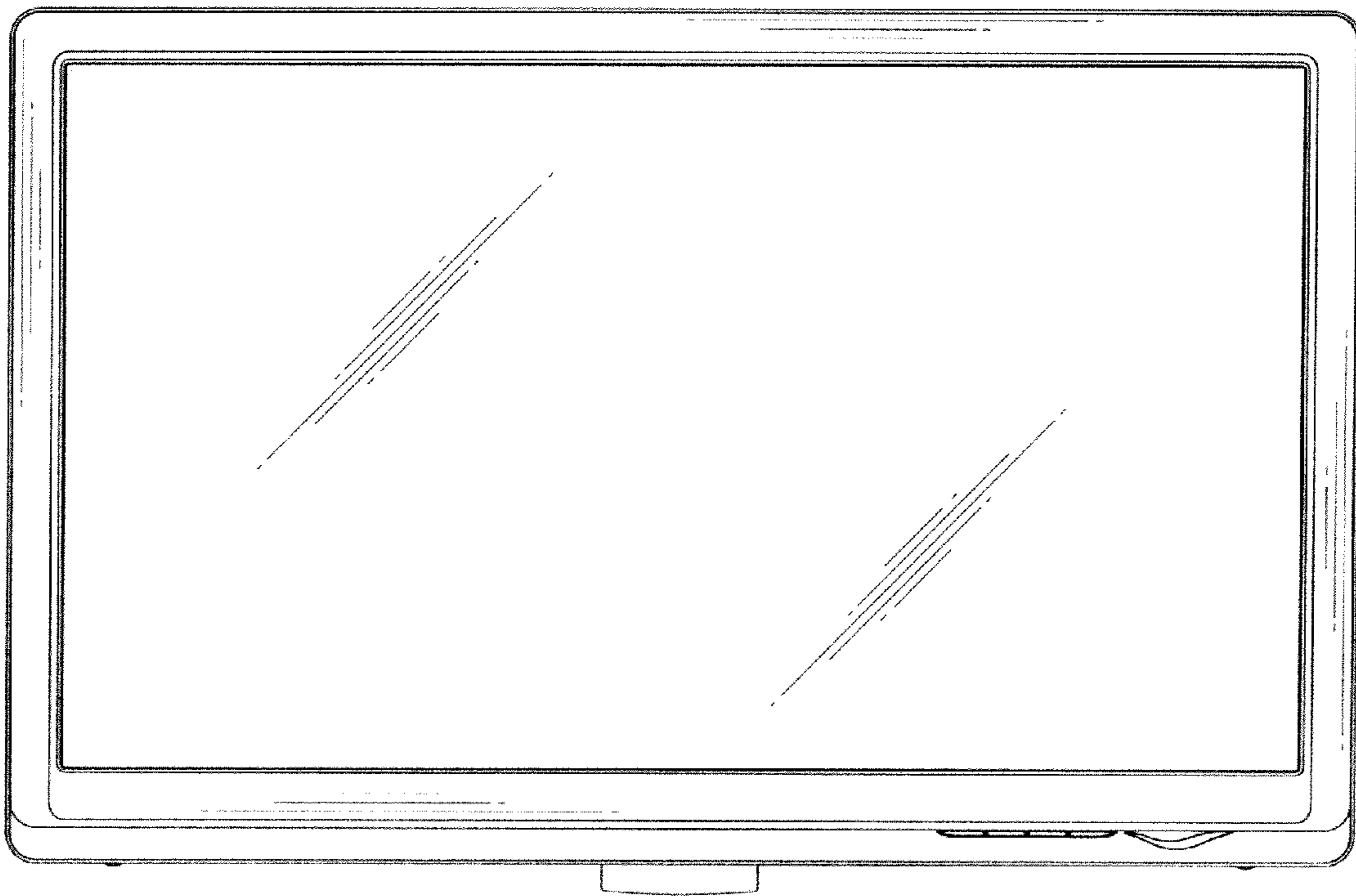


FIG. 3

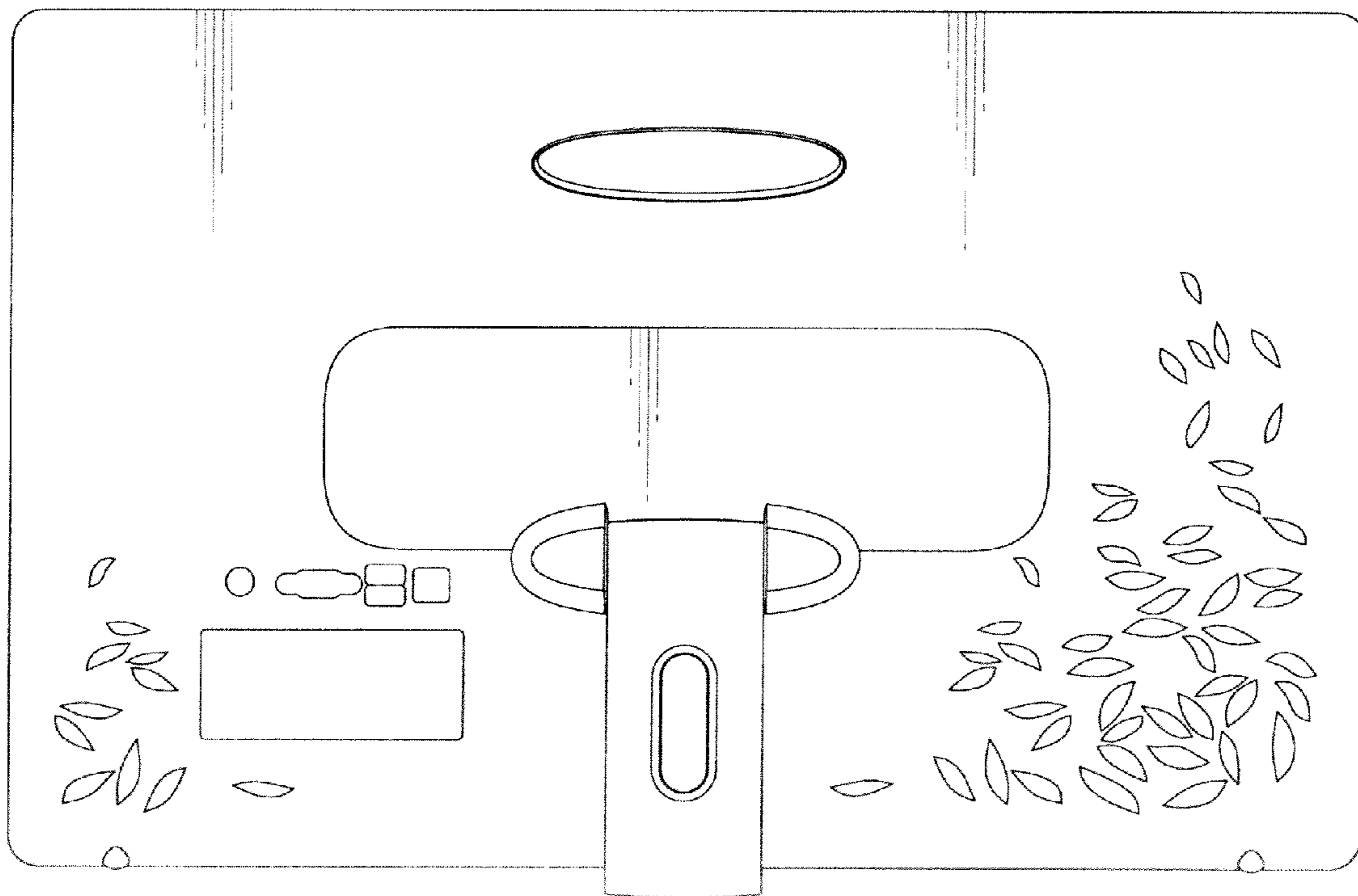


FIG. 4




FIG. 5

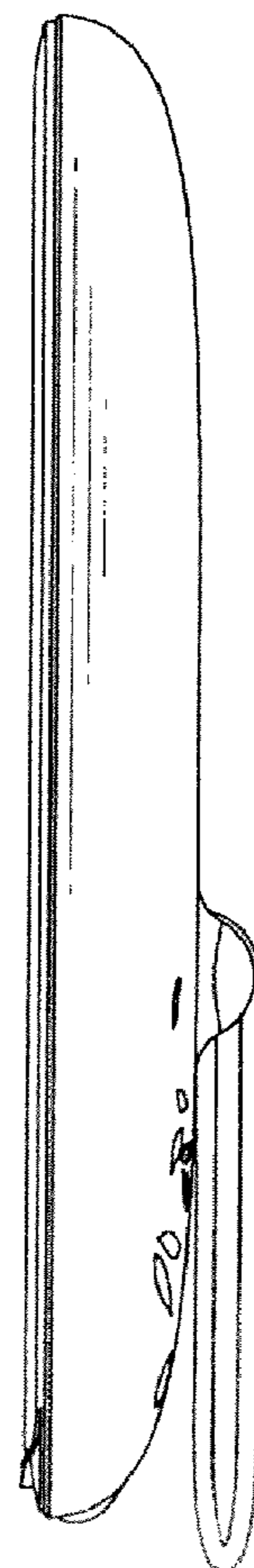




FIG. 6

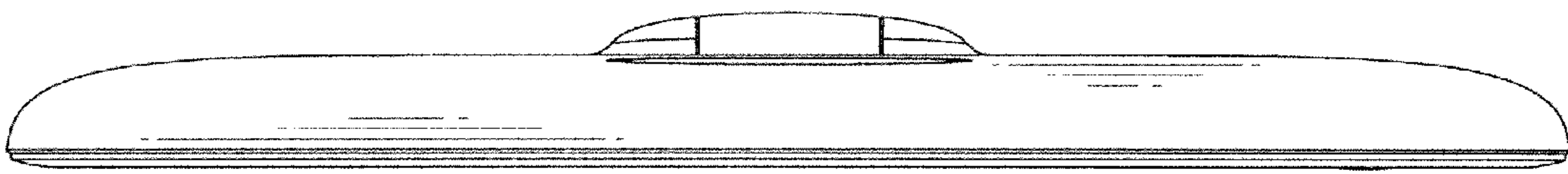


FIG. 7

