



US00D620003S

(12) **United States Design Patent**  
**Chiang et al.**

(10) **Patent No.:** **US D620,003 S**  
(45) **Date of Patent:** **\*\* Jul. 20, 2010**

(54) **HANDHELD ELECTRONIC DEVICE**

(75) Inventors: **Meng-Sheng Chiang**, Taoyuan County (TW); **Yin-Yin Yang**, Taoyuan County (TW)

(73) Assignee: **HTC Corporation**, Taoyuan (TW)

(\*\*) Term: **14 Years**

(21) Appl. No.: **29/342,625**

(22) Filed: **Aug. 28, 2009**

(30) **Foreign Application Priority Data**

Jul. 31, 2009 (TW) ..... 98303576

(51) **LOC (9) Cl.** ..... **14-02**

(52) **U.S. Cl.** ..... **D14/341**

(58) **Field of Classification Search** ..... D14/341–347, D14/137, 138, 138.1, 138 AA, 138 R, 138 AB, D14/18 AC, 138 AD, 138 C, 138 G, 496, D14/203.1, 203.3, 203.4, 203.5, 203.6, 203.7, D14/402–411, 431, 417, 426, 427, 428, 432, D14/429, 129, 130, 420, 439–441, 448, 125, D14/147, 156, 218, 247–248, 250, 389; D10/65, D10/104; D21/29, 686, 33, 324, 329, 330, D21/331; 455/556.1, 556.2, 566, 575.1, 455/575.3, 575.4, 90.3, 6.1; 379/433.04, 379/433.11, 433.12, 433.13, 910, 916, 433.01, 379/433.06, 433.07; 345/169, 901, 905; 361/814; 341/122; 346/173; 273/454–456, 273/459–461, 153 R, 148 R, 148 B, 259, 273/138.2, 237; 463/1, 46, 47, 47.3  
See application file for complete search history.

(56) **References Cited**

**U.S. PATENT DOCUMENTS**

D532,791 S \* 11/2006 Kim ..... D14/203.7  
D562,285 S \* 2/2008 Lim ..... D14/138 G  
D578,500 S \* 10/2008 Lee et al. .... D14/138 G  
D579,902 S \* 11/2008 Kim et al. .... D14/138 AD  
D580,387 S \* 11/2008 Andre et al. .... D14/138 G  
D584,270 S \* 1/2009 Chien et al. .... D14/138 AD  
D585,411 S \* 1/2009 Eaton ..... D14/138 G  
D593,059 S \* 5/2009 Kim et al. .... D14/138 G

D595,712 S \* 7/2009 Guery et al. .... D14/341  
D596,605 S \* 7/2009 Son et al. .... D14/138 AD  
D596,608 S \* 7/2009 Kim et al. .... D14/138 G  
D597,507 S \* 8/2009 Jung et al. .... D14/138 AD  
D600,690 S \* 9/2009 Miyaji ..... D14/341  
D601,539 S \* 10/2009 Hong ..... D14/138 G  
D604,716 S \* 11/2009 Oh et al. .... D14/203.7  
D605,158 S \* 12/2009 Hung et al. .... D14/138 G  
D606,506 S \* 12/2009 Choi et al. .... D14/138 AD  
D607,429 S \* 1/2010 Lim et al. .... D14/138 G  
D608,331 S \* 1/2010 Kim et al. .... D14/138 AC  
D609,210 S \* 2/2010 Sohn et al. .... D14/138 AD  
2008/0070635 A1\* 3/2008 Bang et al. .... 455/566  
2009/0116202 A1\* 5/2009 Kim et al. .... 361/752

\* cited by examiner

*Primary Examiner*—Cathron C Brooks

*Assistant Examiner*—Barbara Fox

(74) *Attorney, Agent, or Firm*—Birch, Stewart, Kolasch & Birch, LLP

(57) **CLAIM**

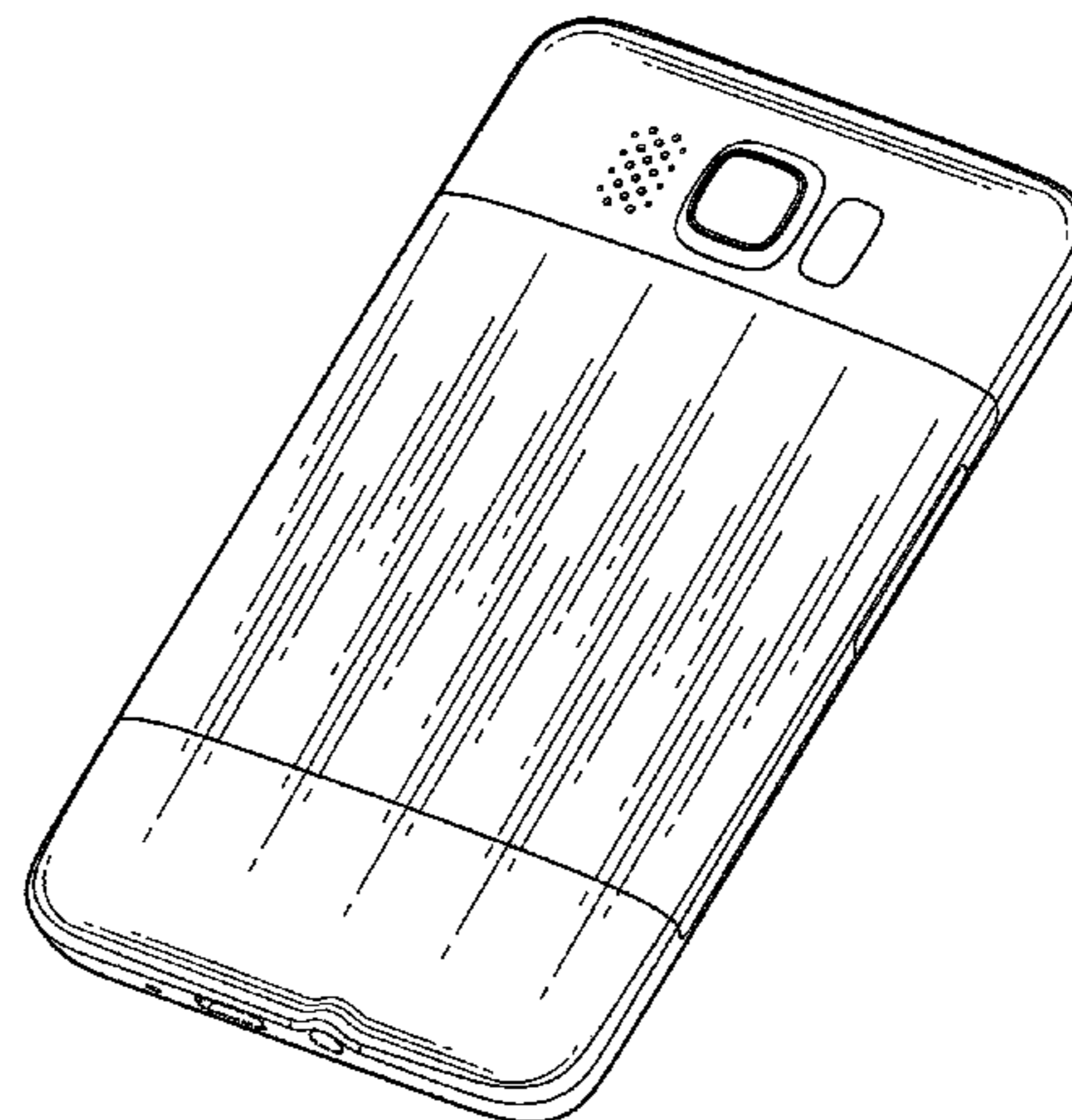
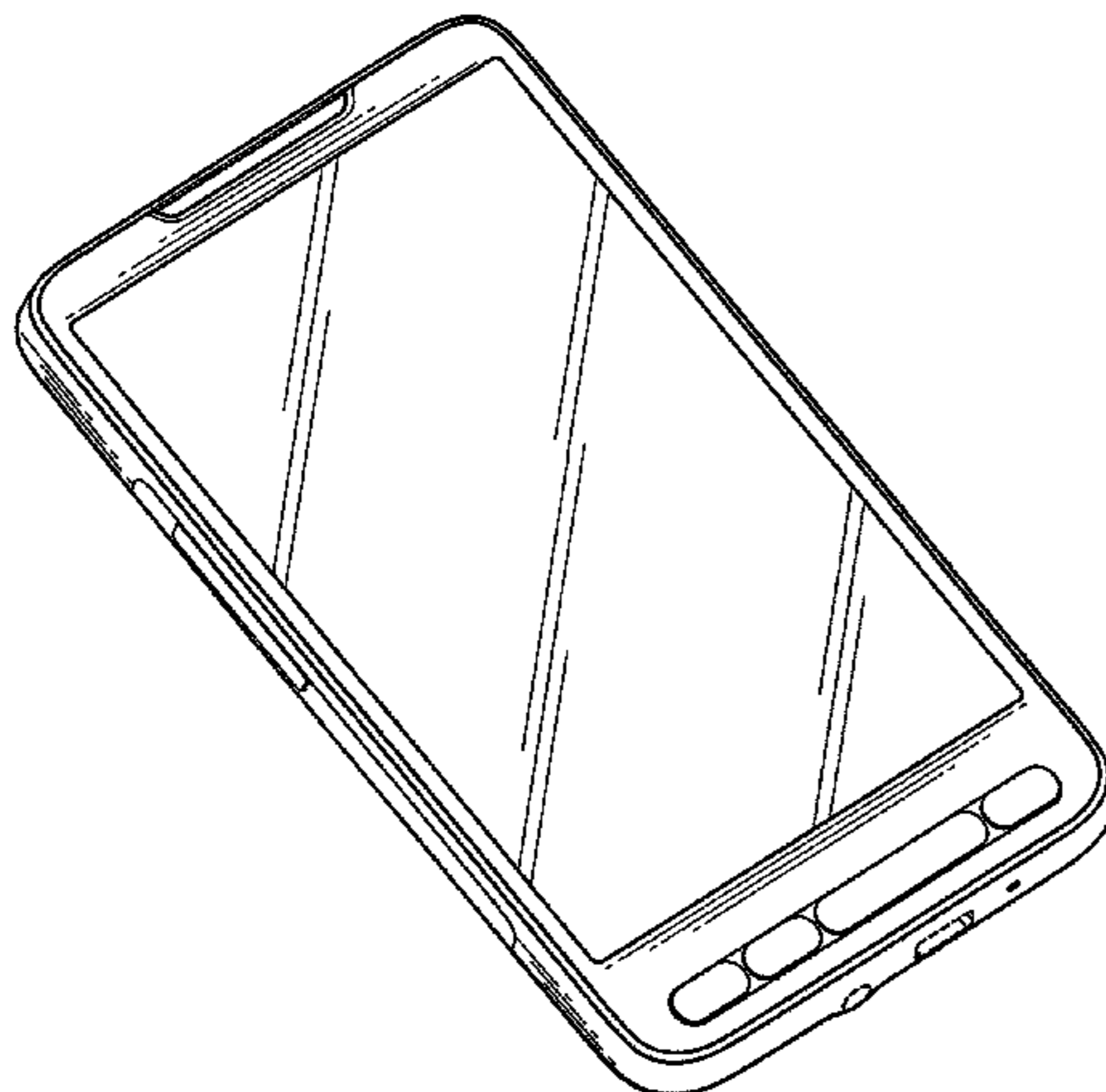
The ornamental design for handheld electronic device, as shown and described.

**DESCRIPTION**

FIG. 1 is a front perspective view of a handheld electronic device showing our new design;  
FIG. 2 is a front side view thereof;  
FIG. 3 is a rear side view thereof;  
FIG. 4 is a left side view thereof;  
FIG. 5 is a right side view thereof;  
FIG. 6 is a top plan view thereof;  
FIG. 7 is a bottom plan view thereof; and,  
FIG. 8 is a rear perspective view thereof.

The broken lines shown in the drawings are for the purpose of illustrating unclaimed portions of the handheld electronic device and form no part of the claimed design.

**1 Claim, 7 Drawing Sheets**



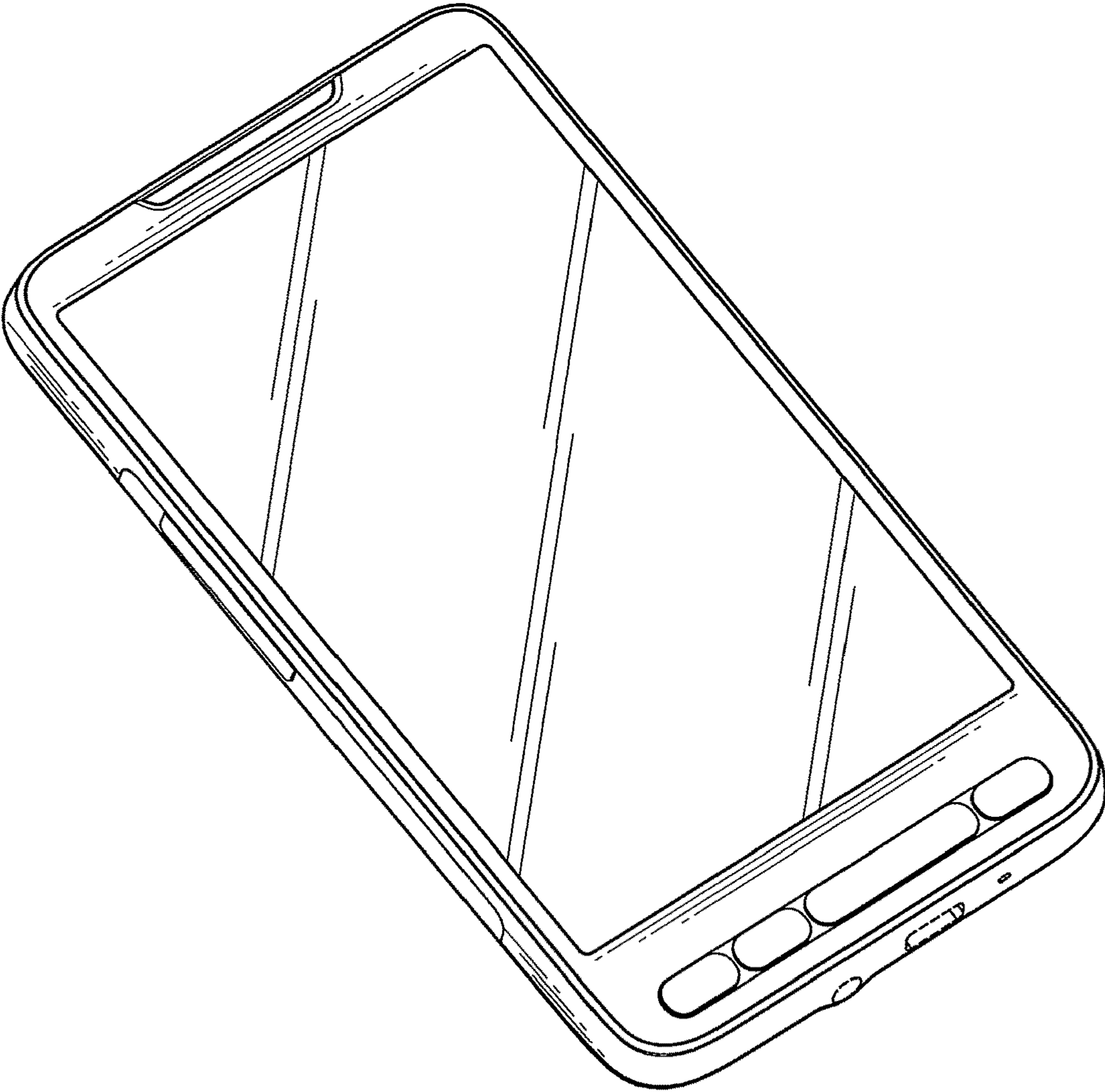


FIG. 1

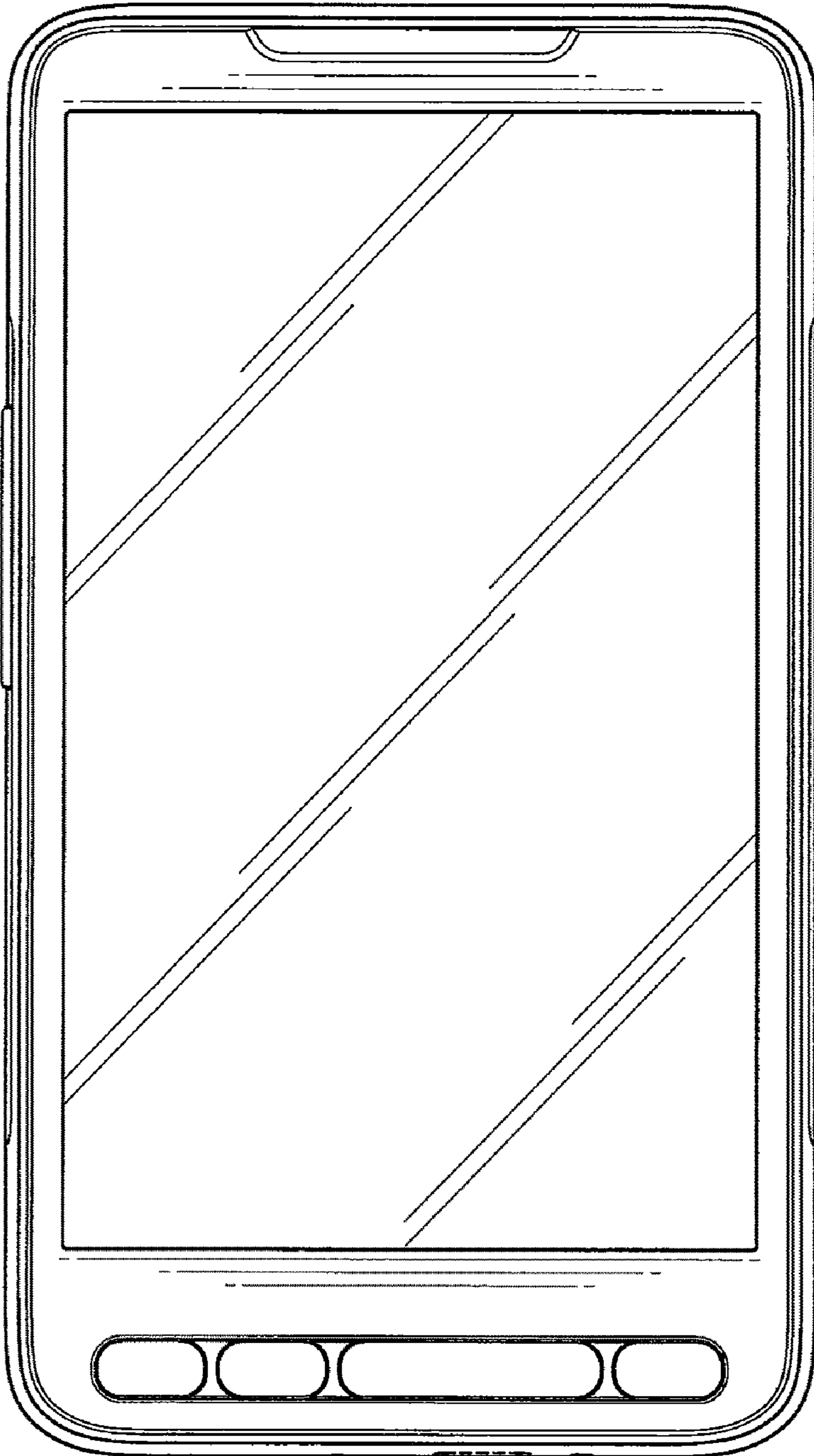


FIG. 2




FIG. 3

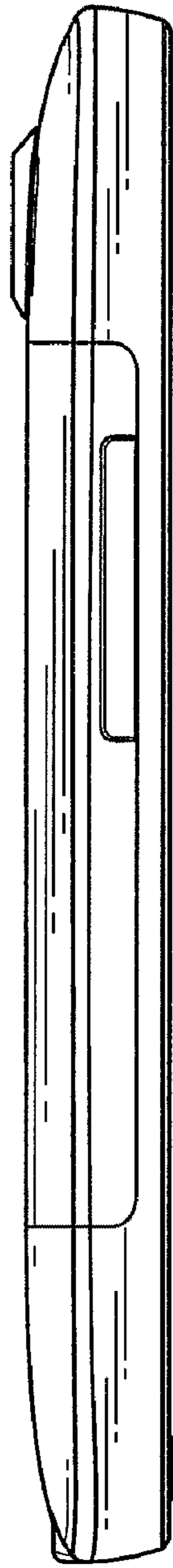


FIG. 4




FIG. 5




FIG. 6

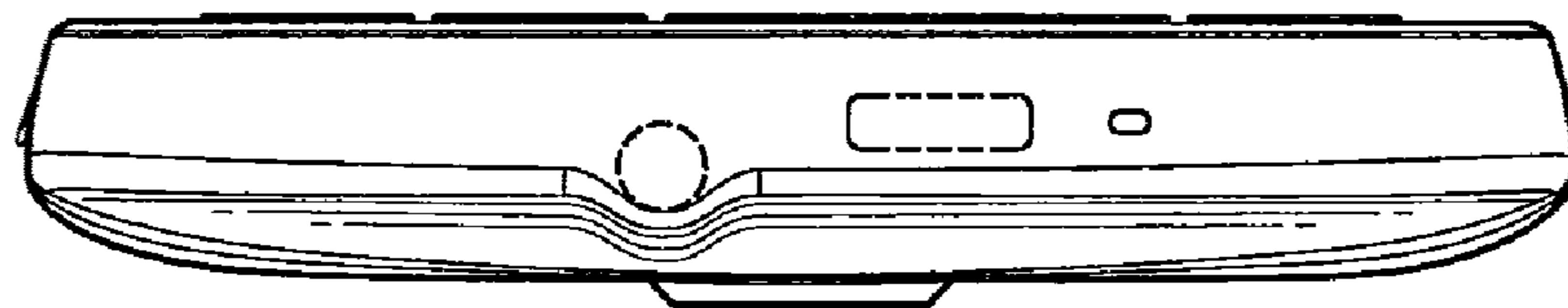


FIG. 7



FIG. 8