



US00D620002S

(12) **United States Design Patent**
Tsai et al.

(10) **Patent No.:** **US D620,002 S**
(45) **Date of Patent:** **** Jul. 20, 2010**

(54) **NOTEBOOK COMPUTER**

(75) Inventors: **Cheng-Chieh Tsai**, Taipei Hsien (TW);
Ho-Chyuan Su, Taipei Hsien (TW);
Tzu-Cheng Yu, Santa Clara, CA (US);
Ming-Ling Chen, Taipei Hsien (TW);
Hsun-Chen Chu, Taipei Hsien (TW);
Po-Ching Huang, Taipei Hsien (TW)

(73) Assignee: **FIH (Hong Kong) Limited**, Kowloon (HK)

(**) Term: **14 Years**

(21) Appl. No.: **29/340,378**

(22) Filed: **Jul. 17, 2009**

(30) **Foreign Application Priority Data**

Apr. 27, 2009 (CN) 2009 3 0303672

(51) **LOC (9) Cl.** **14-02**

(52) **U.S. Cl.** **D14/315**

(58) **Field of Classification Search** D14/315-327,
D14/455, 138 AA, 138 AB, 191, 392; D18/1,
D18/2, 7, 11; 235/145 A, 145 R; 341/22,
341/23; 345/156, 157, 168, 169, 173; 361/679.01,
361/679.02, 679.09, 679.27; 348/373; 715/783;
455/556.1, 575.3

See application file for complete search history.

(56) **References Cited**

U.S. PATENT DOCUMENTS

- D361,754 S * 8/1995 Jambhekar et al. D14/345
- D363,069 S * 10/1995 Bro D14/191
- D372,898 S * 8/1996 Shan D14/345
- D428,414 S * 7/2000 Okumura D14/345
- D431,591 S * 10/2000 Golan D18/7
- D447,740 S * 9/2001 Johansson D14/138 AA
- 6,829,139 B1 * 12/2004 Duarte 361/679.02
- D506,753 S * 6/2005 Duarte et al. D14/346
- D525,620 S * 7/2006 Esslinger et al. D14/346
- 7,181,256 B2 * 2/2007 Hyun et al. 455/575.3
- D557,674 S * 12/2007 Lee et al. D14/138 AB
- D579,907 S * 11/2008 Harmon D14/138 AB
- D583,341 S * 12/2008 Wang D14/138 AB
- D588,131 S * 3/2009 Harmon D14/392

- D592,211 S * 5/2009 Ichise et al. D14/346
- D593,987 S * 6/2009 Lin D14/138 AB
- 2007/0249394 A1 * 10/2007 Bong Doo 455/556.1

* cited by examiner

Primary Examiner—Freda S Nunn

(74) *Attorney, Agent, or Firm*—Steven M. Reiss

(57) **CLAIM**

The ornamental design for a notebook computer, as shown and described.

DESCRIPTION

FIG. 1 is a perspective view of a notebook computer showing our new design;

FIG. 2 is a front elevational view thereof;

FIG. 3 is a rear elevational view thereof;

FIG. 4 is a left side elevational view thereof;

FIG. 5 is a right side elevational view thereof;

FIG. 6 is a top plan view thereof;

FIG. 7 is a bottom plan view thereof; and,

FIG. 8 is an open view of the notebook computer of FIG. 1 .

The broken lines of all the figures are for the purpose of illustrating environment and forms no part of the claimed design.


The broken line showing of a hinge in FIGS. 3, 7 and 8 are for the purpose of illustrating environment and forms no part of the claimed design.

The broken line showing of a peripheral cover in FIGS. 5 and 7 are for the purpose of illustrating environment and forms no part of the claimed design.

The broken line showing of a battery cover in FIG. 7 is for the purpose of illustrating environment and forms no part of the claimed design.

Everything within the broken lines surrounding the keyboard in FIG. 8 are for the purpose of illustrating environment and forms no part of the claimed design.

1 Claim, 8 Drawing Sheets



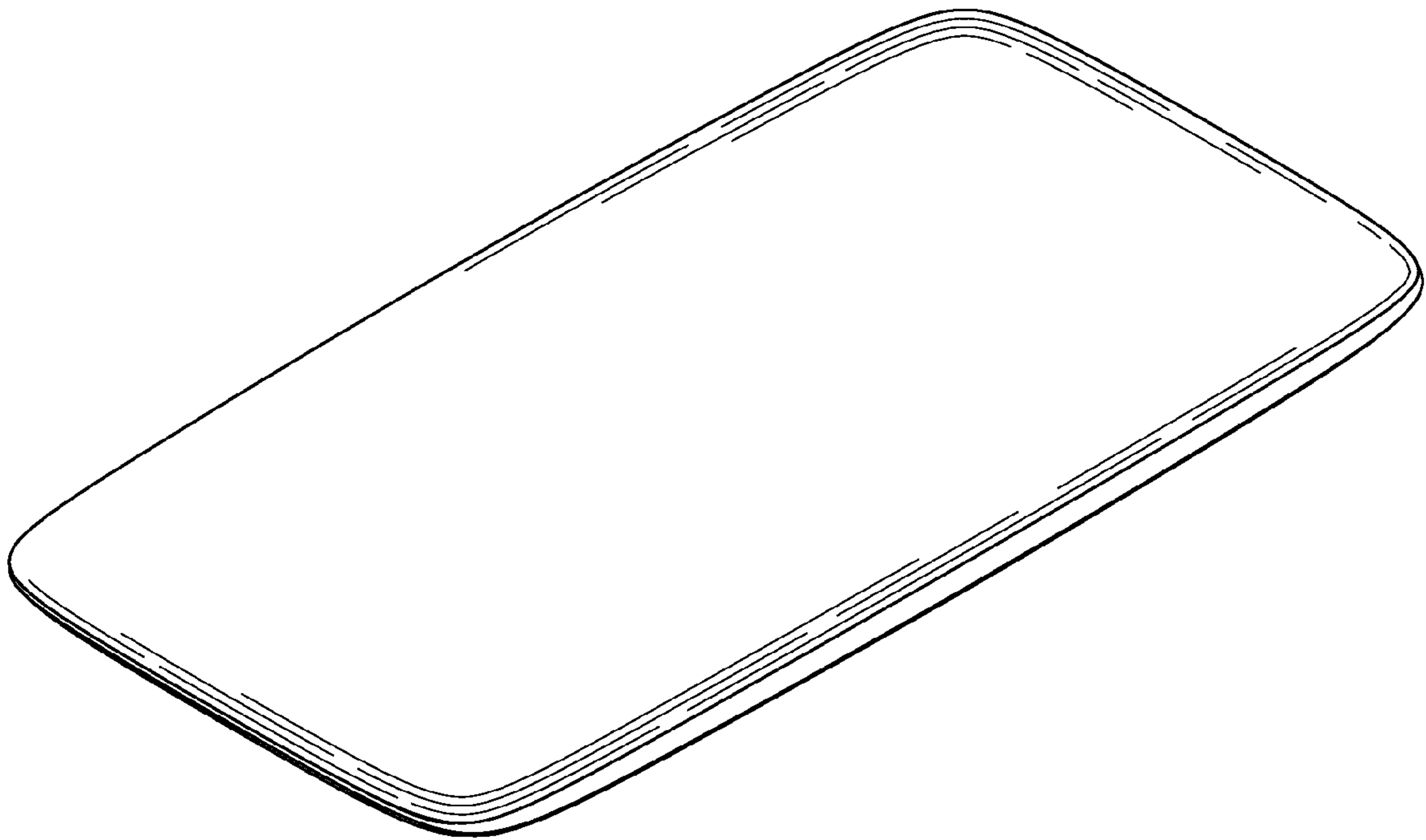


FIG. 1



FIG. 2



FIG. 3




FIG. 4




FIG. 5




FIG. 6




FIG. 7




FIG. 8