



US00D61999S

(12) **United States Design Patent**  
**Wu et al.**

(10) **Patent No.:** **US D619,999 S**  
(45) **Date of Patent:** **\*\* Jul. 20, 2010**

(54) **WIRELESS TRANSCEIVER**  
(75) Inventors: **Min-Yao Wu**, Shanghai (CN); **Steven Tseng**, Taipei County (TW)  
(73) Assignee: **Inventec Appliances, Corp.**, Taipei (TW)  
(\*\*) Term: **14 Years**  
(21) Appl. No.: **29/351,367**  
(22) Filed: **Dec. 4, 2009**  
(30) **Foreign Application Priority Data**  
Aug. 26, 2009 (TW) ..... 98303990

(51) **LOC (9) Cl.** ..... **14-03**  
(52) **U.S. Cl.** ..... **D14/240; D14/358**  
(58) **Field of Classification Search** ..... D13/133;  
D14/133, 240, 484.1, 480.6, 435.1, 358, 374,  
D14/242, 361-363, 365-367, 433; 361/757;  
439/131, 159, 501, 528, 623, 652, 654; 379/220.1,  
379/25, 93.09, 93.15, 93.14, 156, 424; 451/550.1,  
451/557  
See application file for complete search history.

(56) **References Cited**  
U.S. PATENT DOCUMENTS  
D355,895 S \* 2/1995 Soren et al. .... D14/240  
D422,595 S \* 4/2000 Taylor et al. .... D14/240  
D496,031 S \* 9/2004 Ma et al. .... D14/240  
D496,653 S \* 9/2004 Townsend et al. .... D14/240

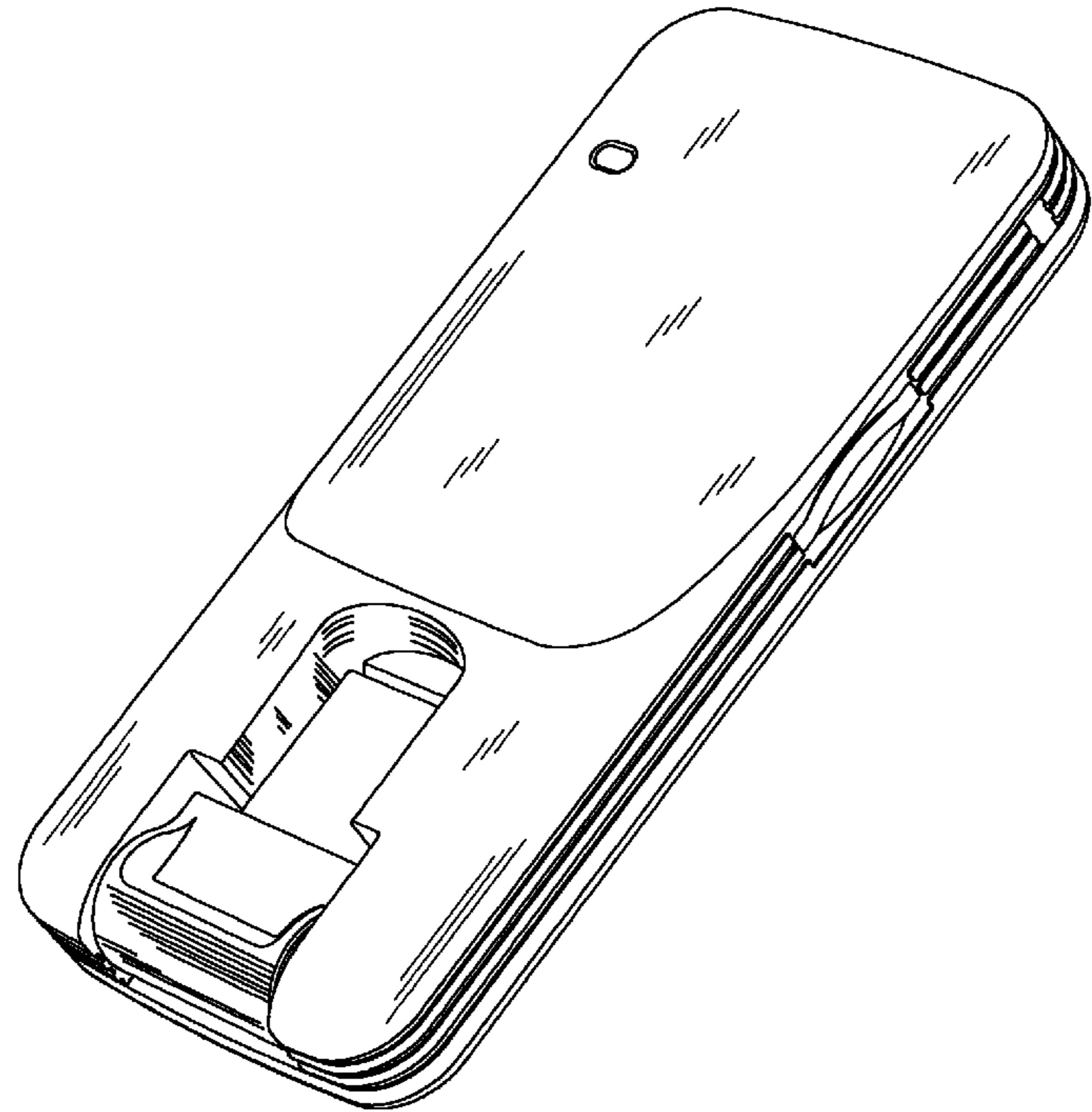
D500,755 S \* 1/2005 Chung ..... D14/240  
D506,996 S \* 7/2005 Nilsen ..... D14/240  
D511,770 S \* 11/2005 Chung ..... D14/240  
D537,036 S \* 2/2007 Chen ..... D13/133  
D577,021 S \* 9/2008 Kuang et al. .... D14/363  
D577,715 S \* 9/2008 Lim et al. .... D14/240  
D579,871 S \* 11/2008 Hsiau ..... D13/133  
7,581,967 B2 \* 9/2009 Collantes et al. .... 439/131  
7,628,622 B2 \* 12/2009 Yu et al. .... 439/131

\* cited by examiner  
*Primary Examiner*—Charles A Rademaker  
(74) *Attorney, Agent, or Firm*—WPAT, P.C.; Anthony King

(57) **CLAIM**  
The ornamental design for a wireless transceiver, as shown and described.

**DESCRIPTION**  
FIG. 1 is a front perspective view of a wireless transceiver showing our new design;  
FIG. 2 is a rear perspective view thereof;  
FIG. 3 is a front view thereof;  
FIG. 4 is a rear view thereof;  
FIG. 5 is a left side view thereof;  
FIG. 6 is a right side view thereof;  
FIG. 7 is a top view thereof; and,  
FIG. 8 is a bottom view thereof.

**1 Claim, 8 Drawing Sheets**



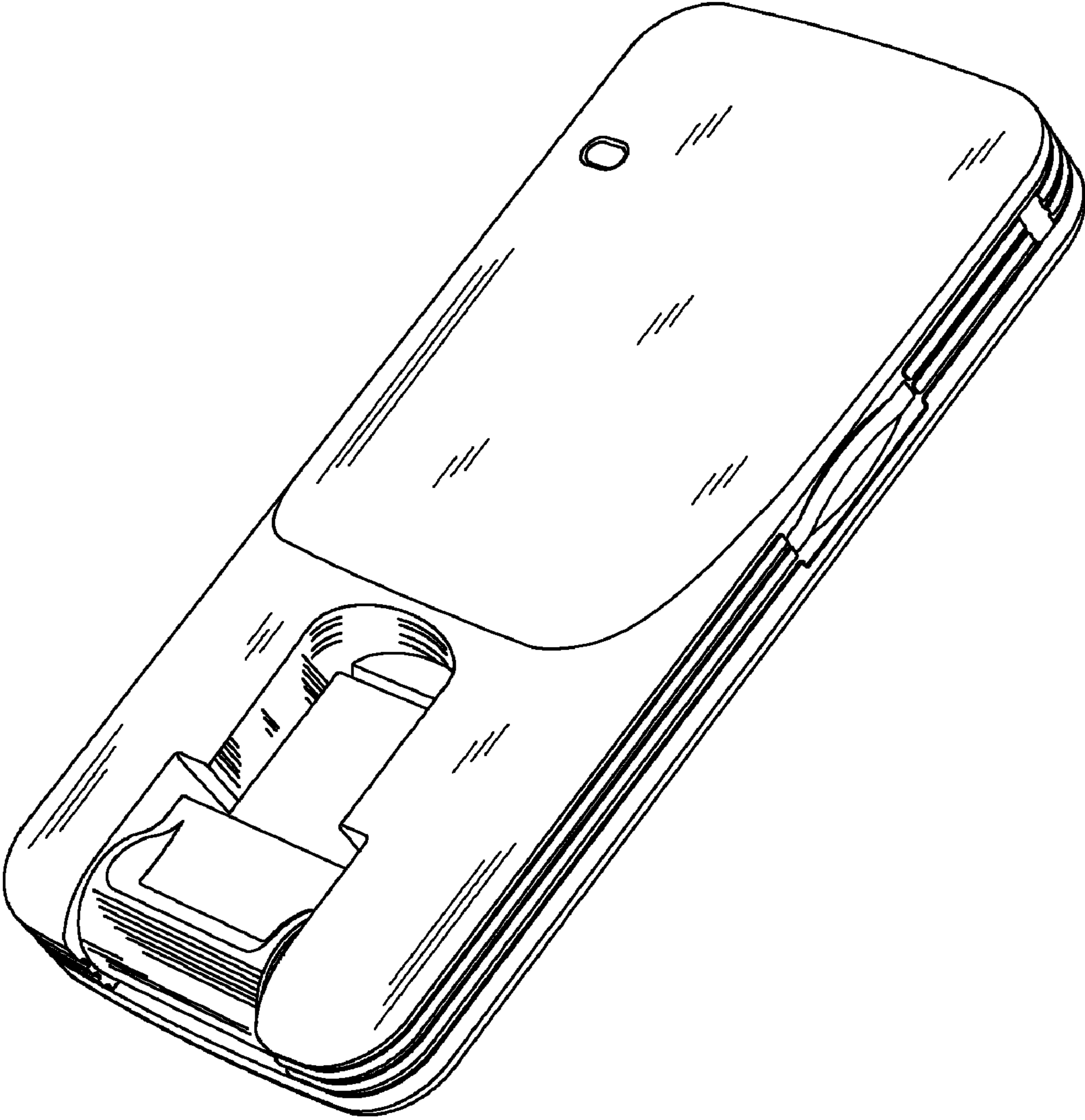


FIG. 1



FIG. 2

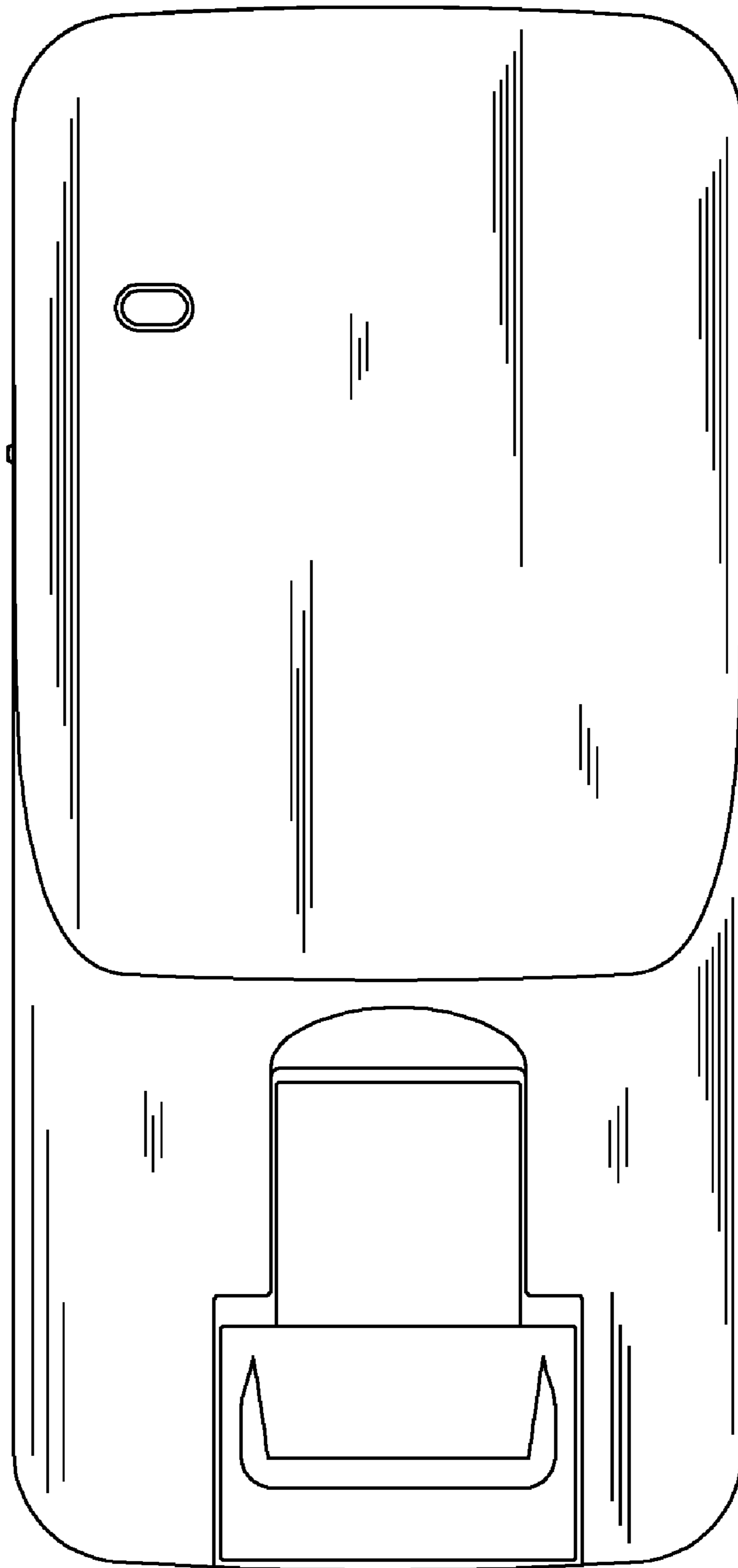


FIG. 3

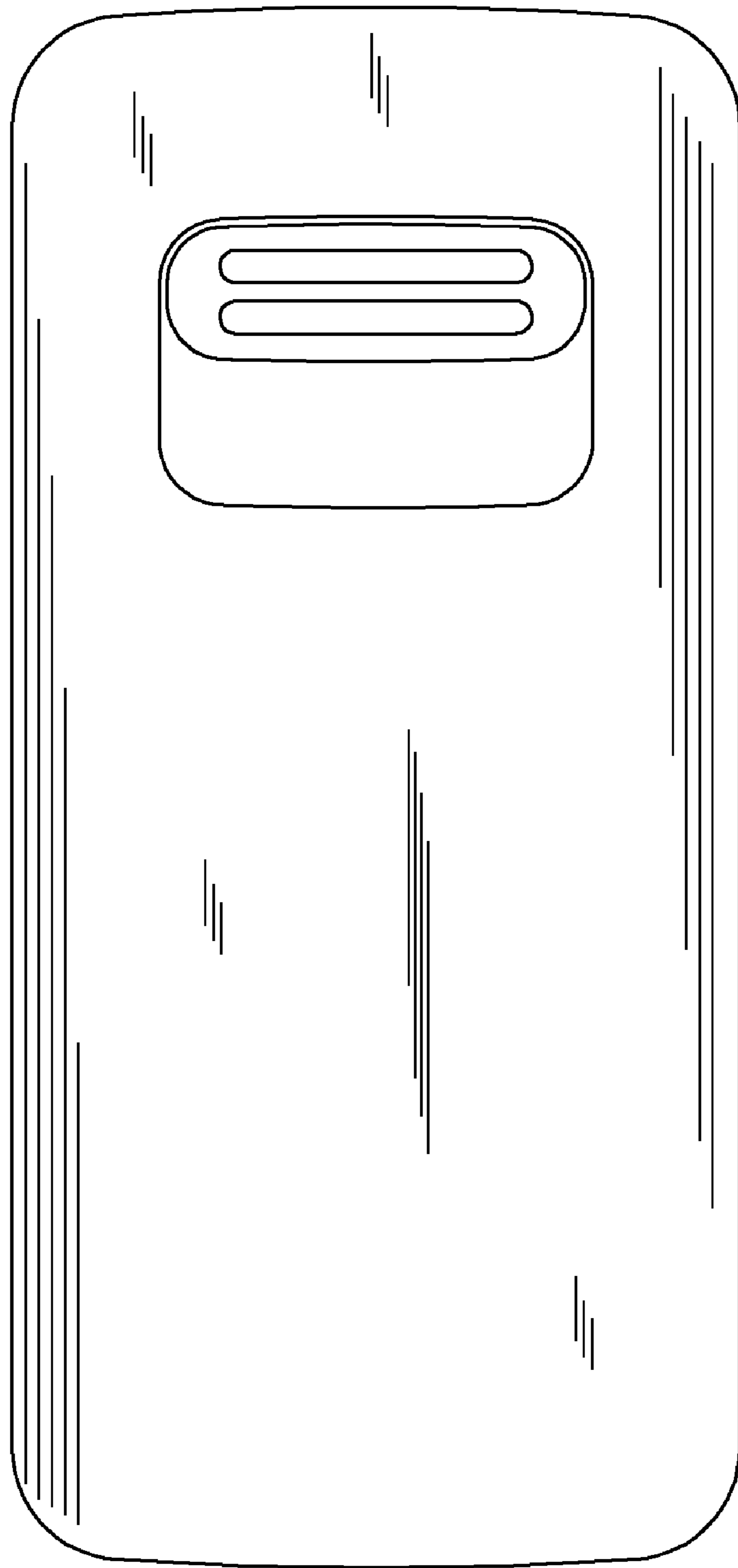


FIG. 4

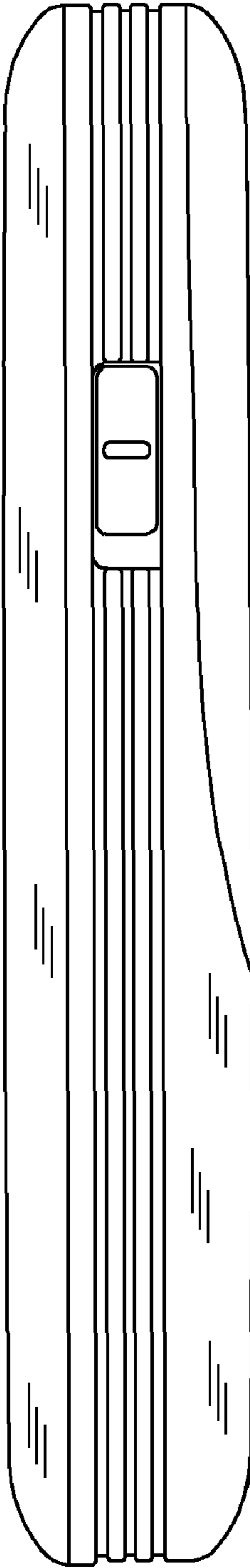


FIG. 5

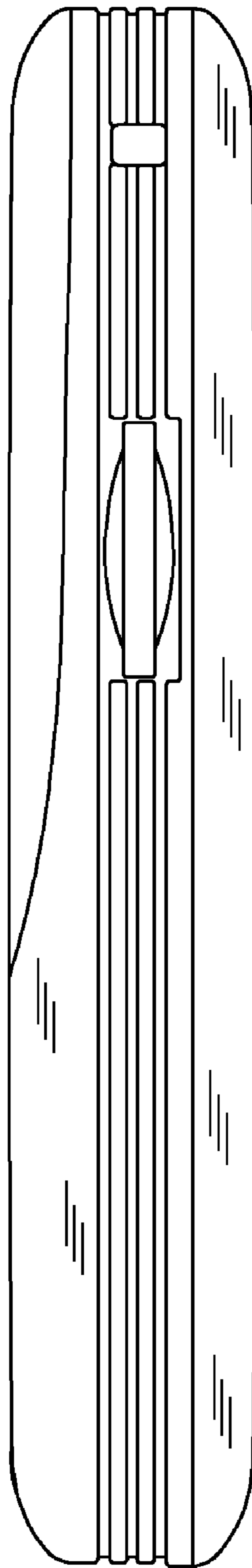


FIG. 6




FIG. 7






FIG. 8