



US00D619978S

(12) **United States Design Patent**
Kim et al.

(10) **Patent No.:** **US D619,978 S**
(45) **Date of Patent:** **** Jul. 20, 2010**

(54) **PDP TELEVISION RECEIVER**
(75) Inventors: **Ja Young Kim**, Seoul (KR); **Sung Gu Joe**, Seoul (KR); **Sung Hoon Oh**, Seoul (KR); **In Koo Shim**, Gyeonggi-do (KR)

(73) Assignee: **LG Electronics Inc.**, Seoul (KR)

(**) Term: **14 Years**

(21) Appl. No.: **29/346,106**

(22) Filed: **Oct. 27, 2009**

(30) **Foreign Application Priority Data**
May 22, 2009 (KR) 30-2009-0022130

(51) **LOC (9) Cl.** **14-03**

(52) **U.S. Cl.** **D14/126**

(58) **Field of Classification Search** D14/125-134,
D14/239, 371, 136, 374-377, 440, 450, 448,
D14/336, 342; 312/7.2; 348/836, 838, 180,
348/184, 325, 739; 341/12; 248/917-924,
248/465; 345/104, 133, 156, 168, 87, 173;
720/605, 669, 600, 655; 369/99, 197; D21/329,
D21/515, 577, 622, 333, 433, 448, 452, 450,
D21/331; D6/477, 479, 300; 273/148 B;
446/484, 175, 356; D10/15, 26
See application file for complete search history.

(56) **References Cited**

U.S. PATENT DOCUMENTS

D474,452 S * 5/2003 Kanatani D14/126

D540,275 S * 4/2007 Lewis D14/126
D596,596 S * 7/2009 Honda D14/126
D606,953 S * 12/2009 Shin et al. D14/126
D608,315 S * 1/2010 Mitsuhashi D14/126
D609,658 S * 2/2010 Kim et al. D14/126
D609,660 S * 2/2010 VanDuyn et al. D14/126
D609,661 S * 2/2010 VanDuyn et al. D14/126
D610,562 S * 2/2010 Chien D14/126

* cited by examiner

Primary Examiner—Raphael Barkai
(74) *Attorney, Agent, or Firm*—Birch, Stewart, Kolasch & Birch, LLP

(57) **CLAIM**

We claim the ornamental design for a PDP television receiver, as shown and described.

DESCRIPTION

FIG. 1 is a perspective view of a PDP television receiver showing our new design:

FIG. 2 is a front elevation view thereof;

FIG. 3 is a rear elevation view thereof;

FIG. 4 is a left-side elevation view thereof;

FIG. 5 is a right-side elevation view thereof;

FIG. 6 is a top plan view thereof; and,

FIG. 7 is a bottom plan view thereof.

1 Claim, 5 Drawing Sheets

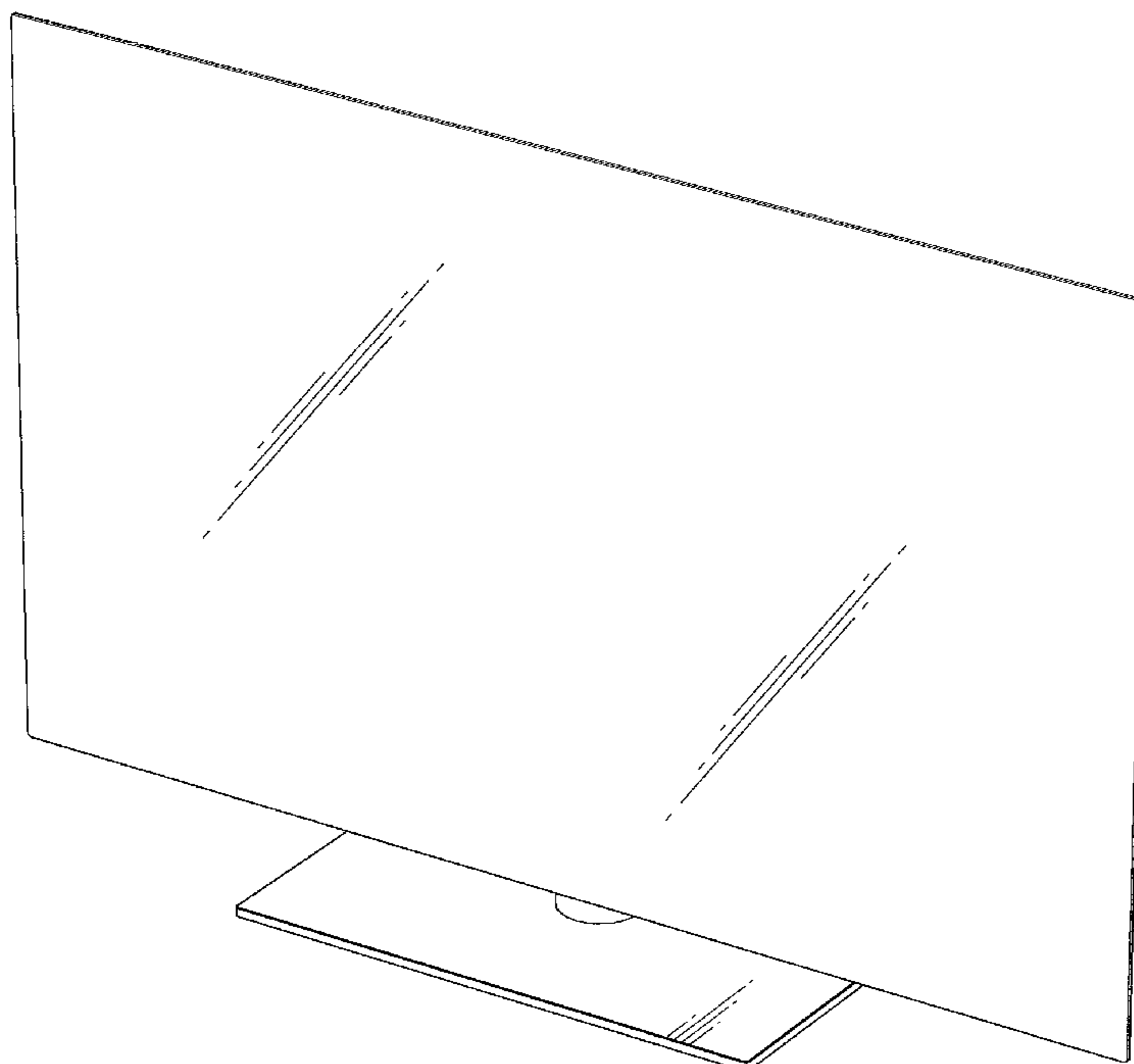


FIG. 1

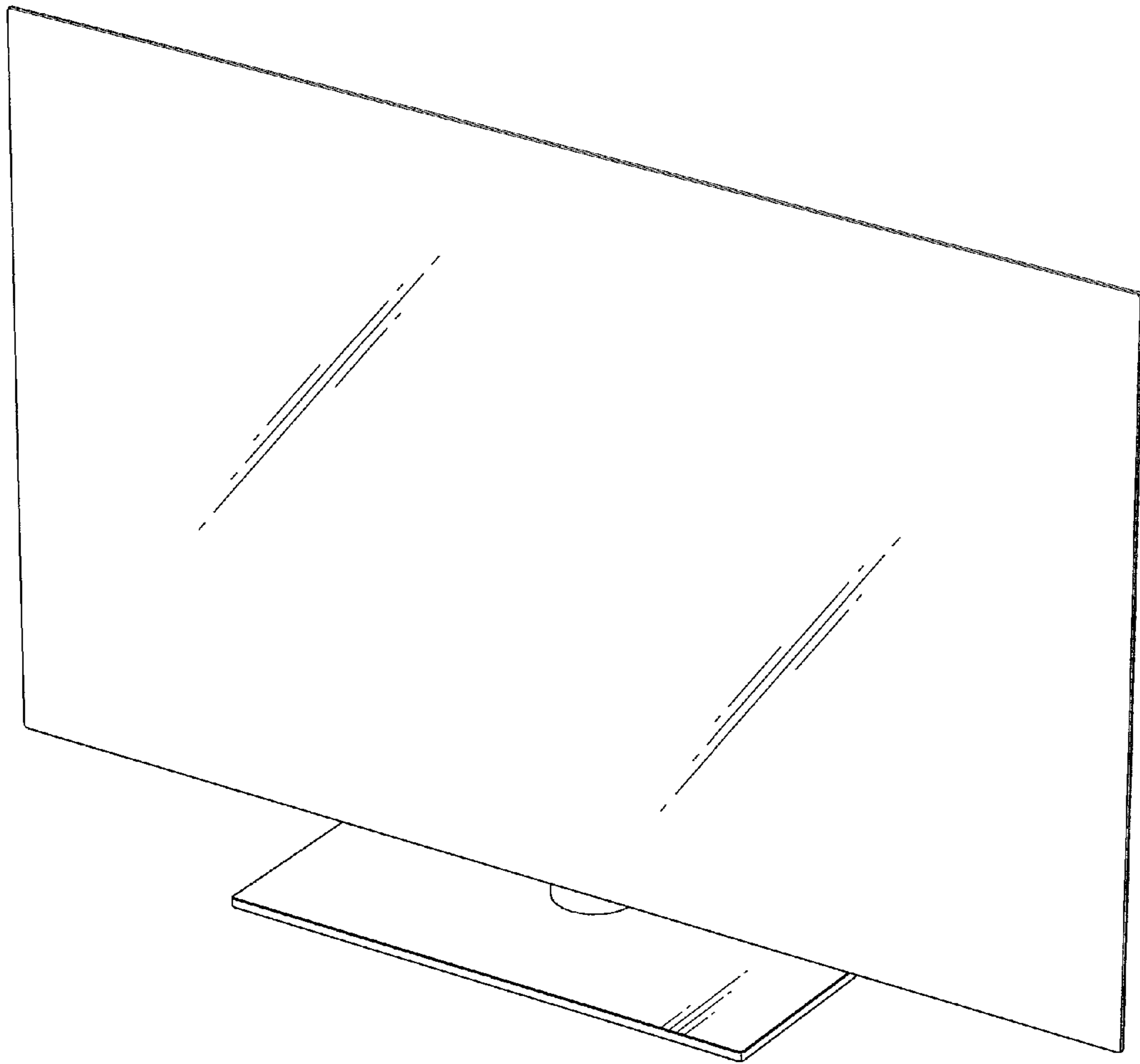


FIG. 2

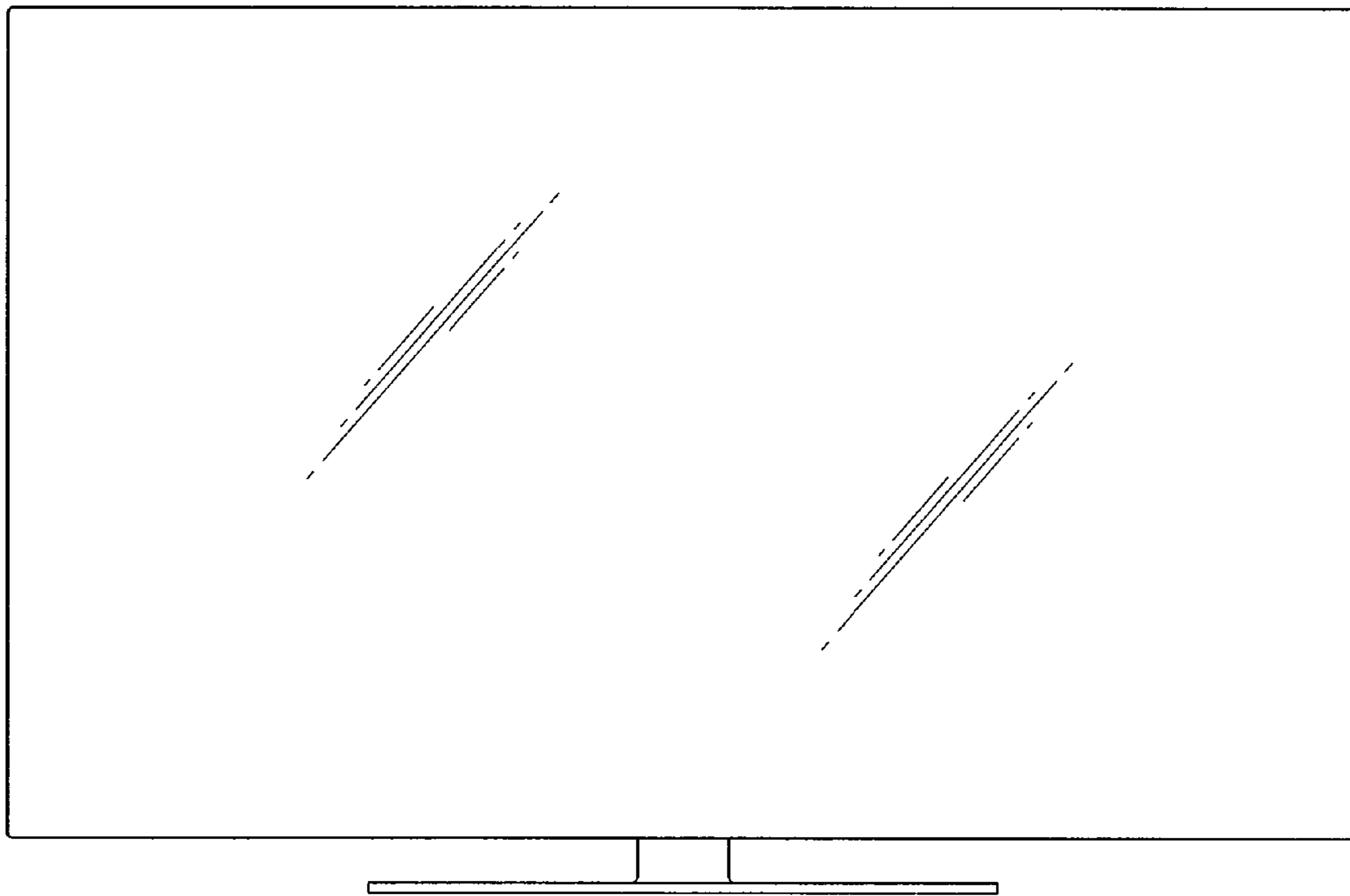


FIG. 3

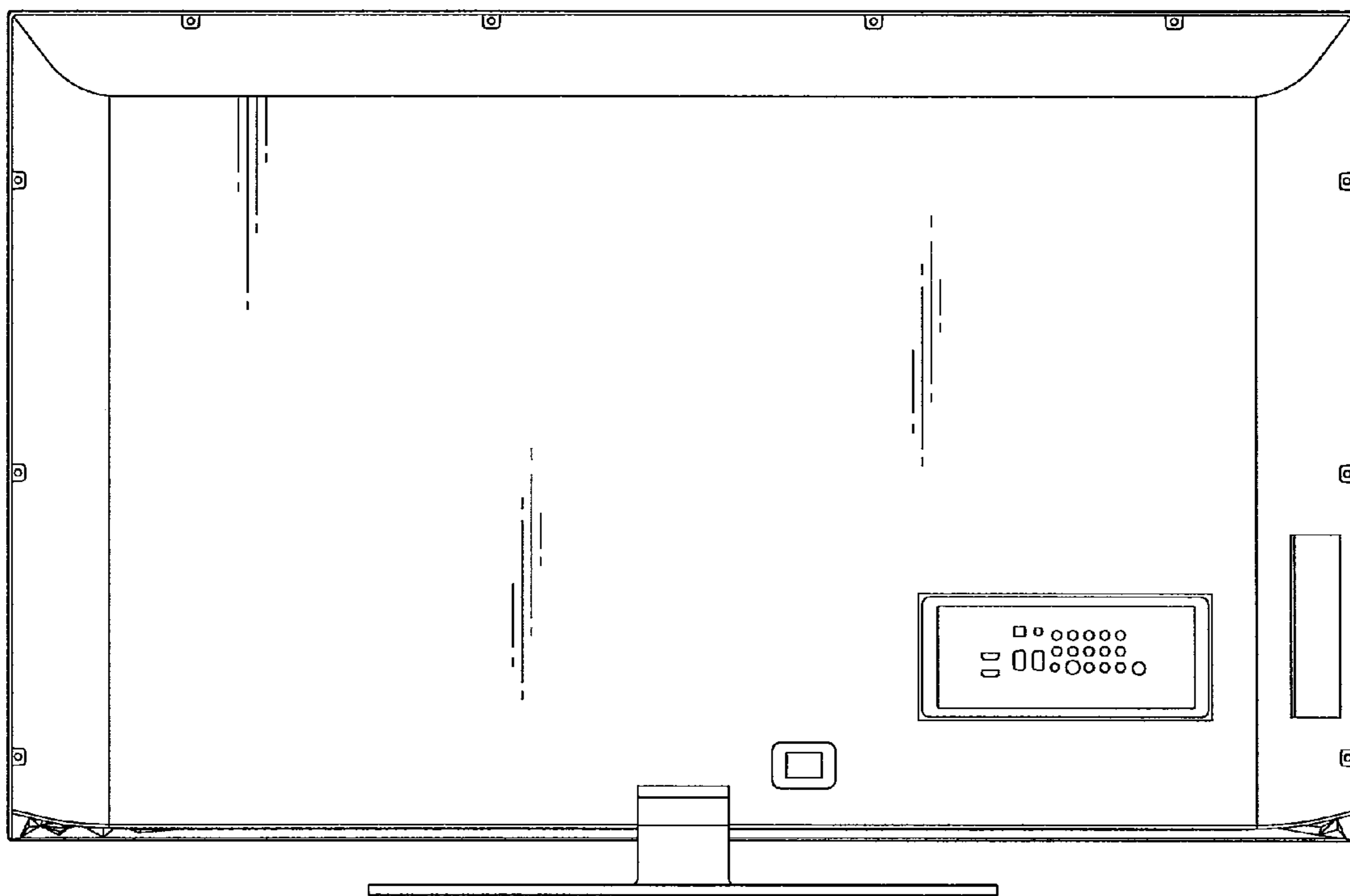


FIG.4

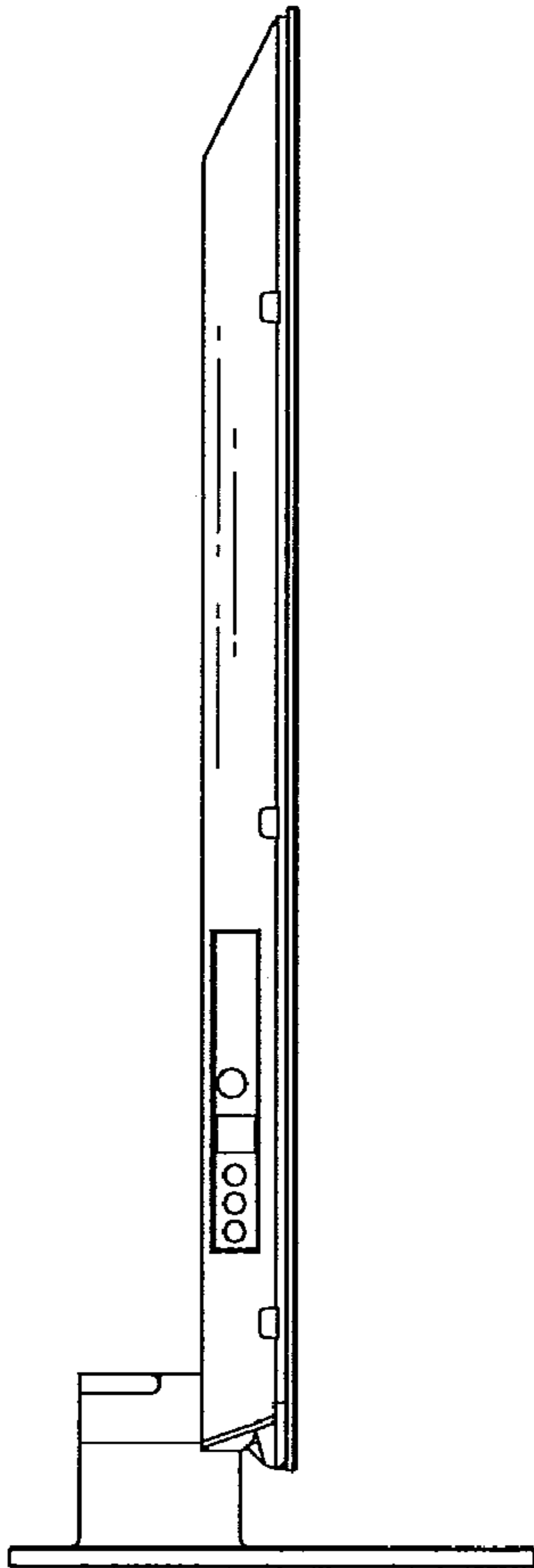


FIG.5

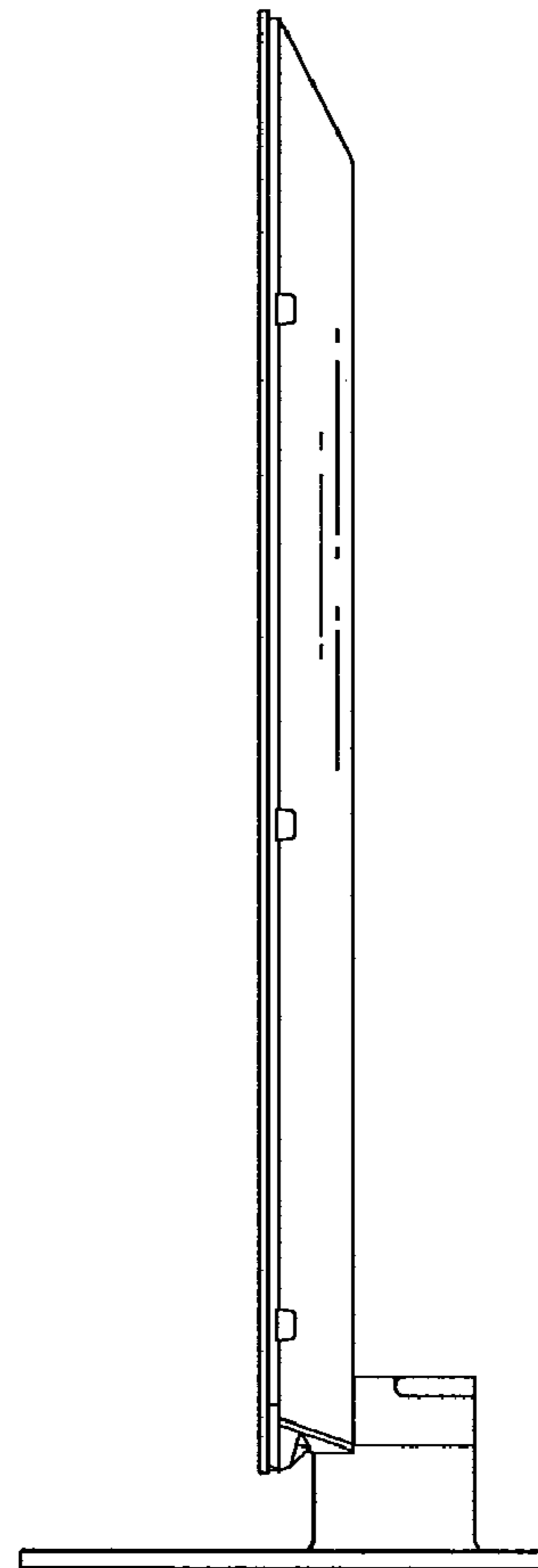


FIG.6

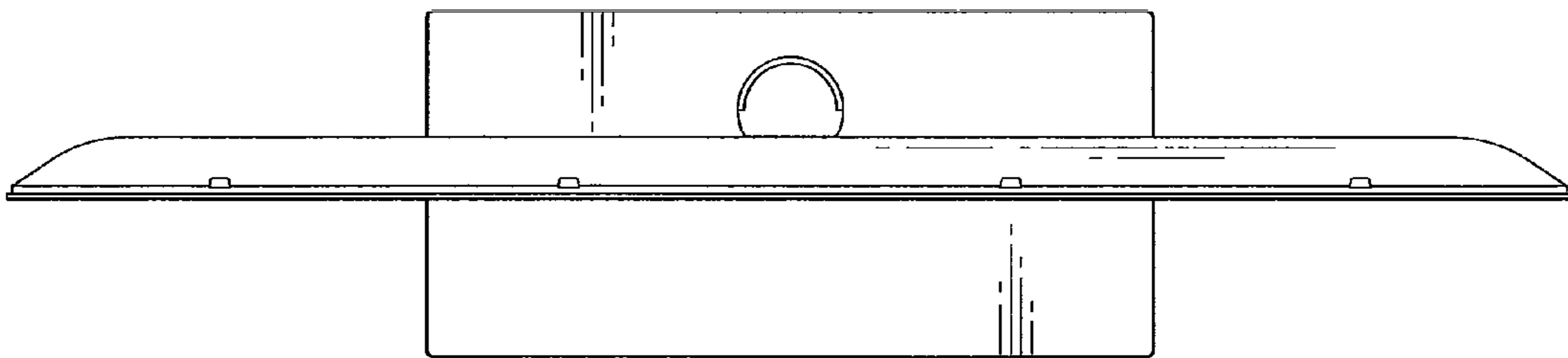


FIG.7

