



US00D619976S

(12) **United States Design Patent**  
**Liu et al.**

(10) **Patent No.:** **US D619,976 S**  
(45) **Date of Patent:** **\*\* Jul. 20, 2010**

(54) **LIGHT-EMITTING DIODE**

2005/0052878 A1\* 3/2005 Yamada et al. .... 362/460

(75) Inventors: **Yu-Chuan Liu**, Pingzhen (TW);  
**Kuan-Ting Chen**, Chiayi (TW);  
**Nien-Tze Yeh**, Zhongli (TW)

\* cited by examiner

*Primary Examiner*—Selina Sikder  
(74) *Attorney, Agent, or Firm*—David I. Roche; Baker & McKenzie LLP

(73) Assignee: **Tekcore Co., Ltd.** (TW)

(\*\*) Term: **14 Years**

(57) **CLAIM**

(21) Appl. No.: **29/345,168**

The ornamental design for a light-emitting diode, as shown and described.

(22) Filed: **Oct. 12, 2009**

**DESCRIPTION**

(51) **LOC (9) Cl.** ..... **13-03**  
(52) **U.S. Cl.** ..... **D13/180**  
(58) **Field of Classification Search** ..... D13/180;  
D26/2; 257/79, 80, 81, 88, 89, 95, 98, 99,  
257/100, E33.058; 313/483, 498, 500; 362/555,  
362/800

FIG. 1 is a perspective view showing an embodiment of my design for a light-emitting diode;  
FIG. 2 is a top plan view of an embodiment of my design for a light-emitting diode;  
FIG. 3 is a bottom plan view of an embodiment of my design for a light-emitting diode;  
FIG. 4 is a front elevational view of an embodiment of my design for a light-emitting diode;  
FIG. 5 is a rear elevational view of an embodiment of my design for a light-emitting diode;  
FIG. 6 is a left elevational view of an embodiment of my design for a light-emitting diode; and,  
FIG. 7 is a right elevational view of an embodiment of my design for a light-emitting diode.

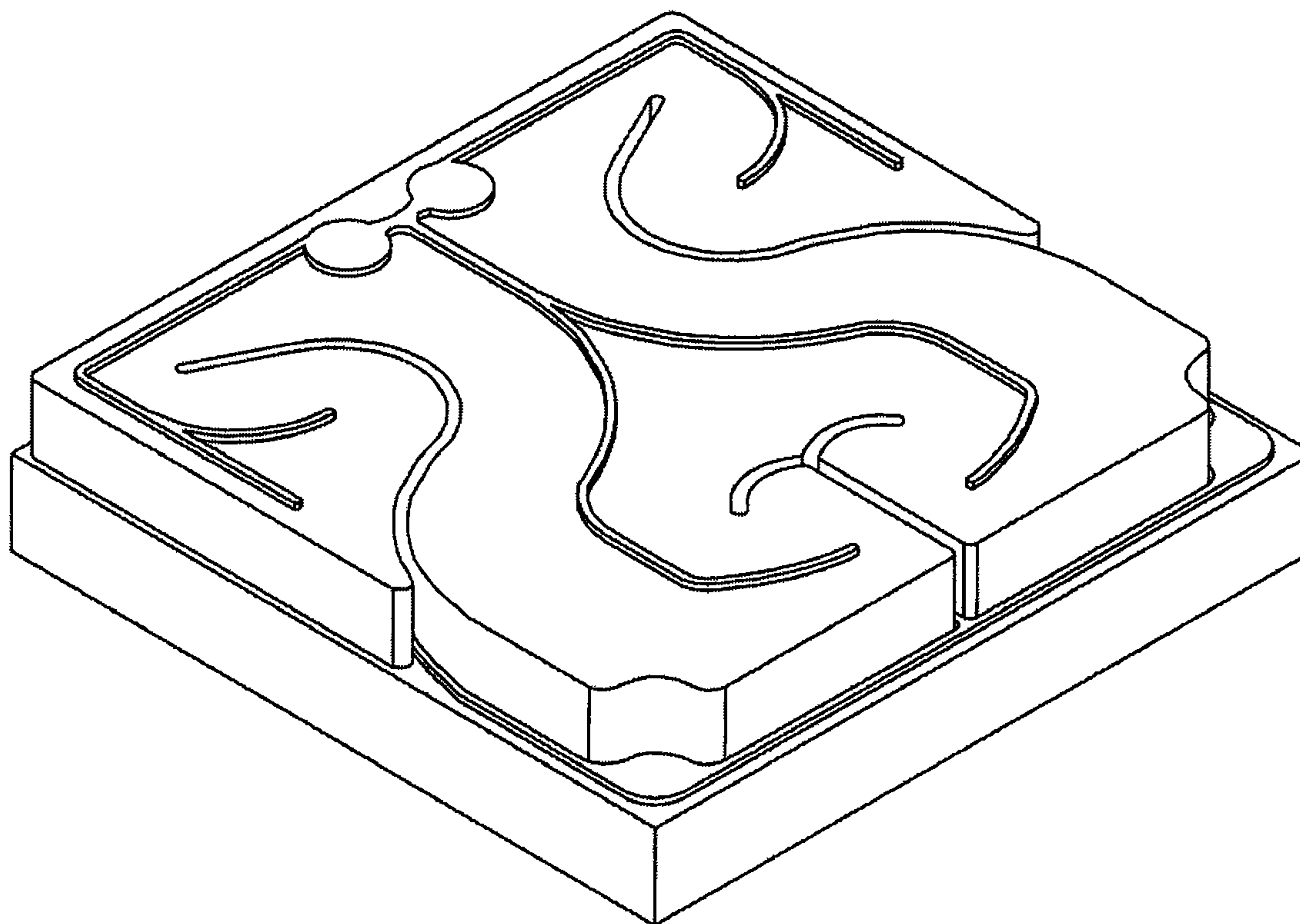
See application file for complete search history.

(56) **References Cited**

**U.S. PATENT DOCUMENTS**

7,095,041 B2\* 8/2006 Cho et al. .... 257/13  
D559,802 S \* 1/2008 Hsu et al. .... D13/180  
7,319,044 B2\* 1/2008 Han et al. .... 438/22  
D578,536 S \* 10/2008 Lei et al. .... D14/435  
7,439,550 B2\* 10/2008 Tomioka et al. .... 257/91  
7,566,908 B2\* 7/2009 Zhao et al. .... 257/79

**1 Claim, 5 Drawing Sheets**



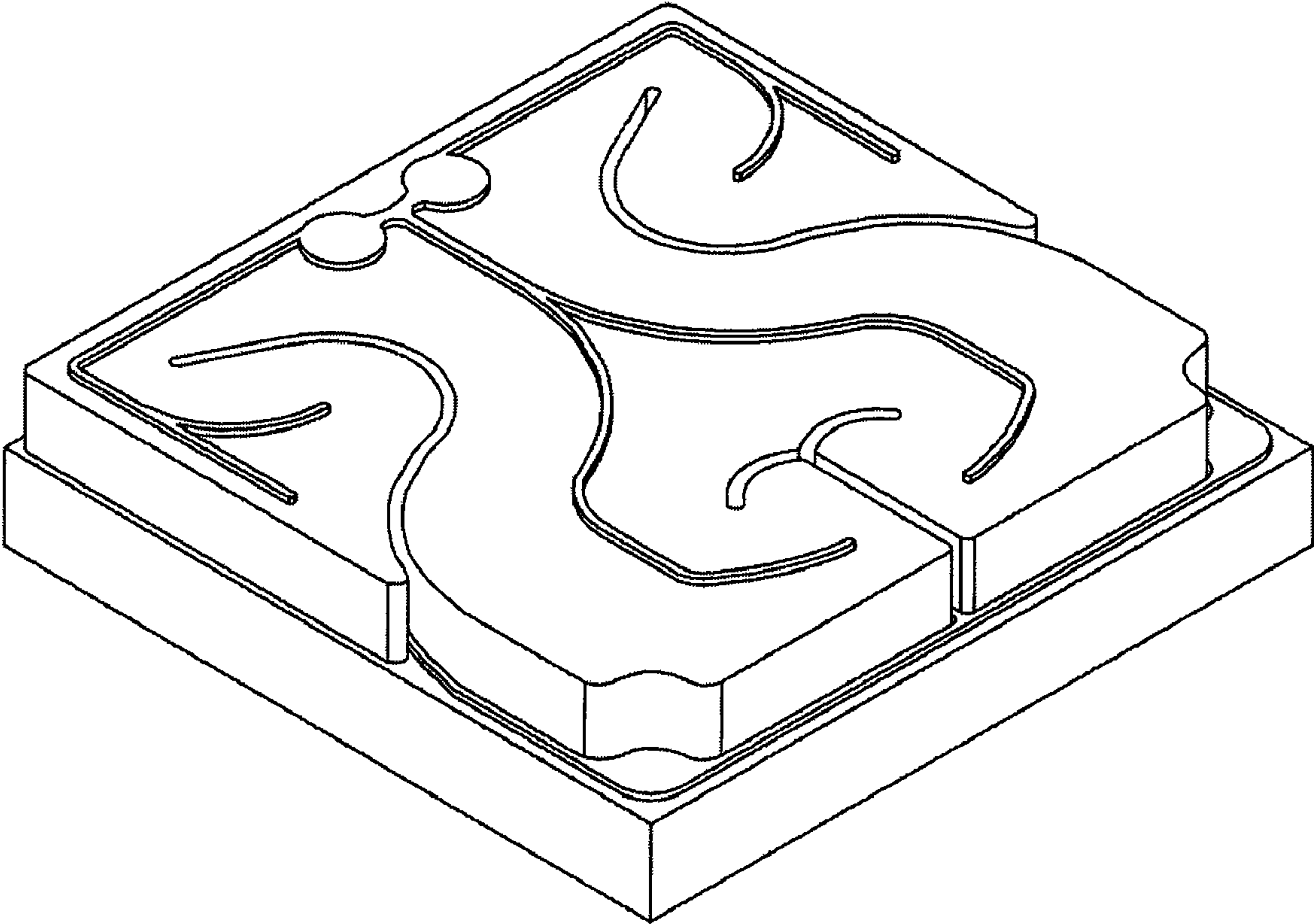


FIG. 1

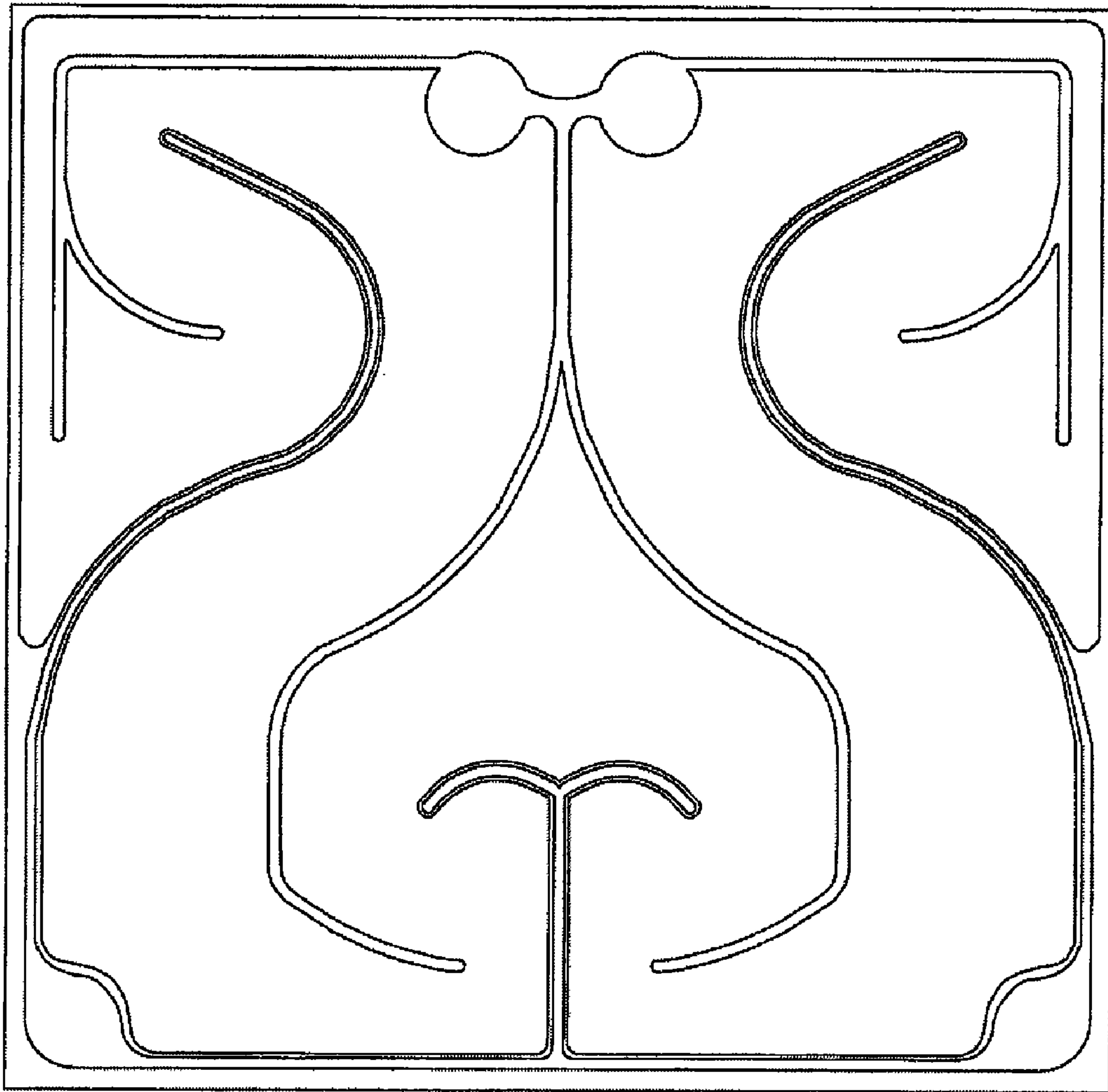


FIG. 2




FIG. 3

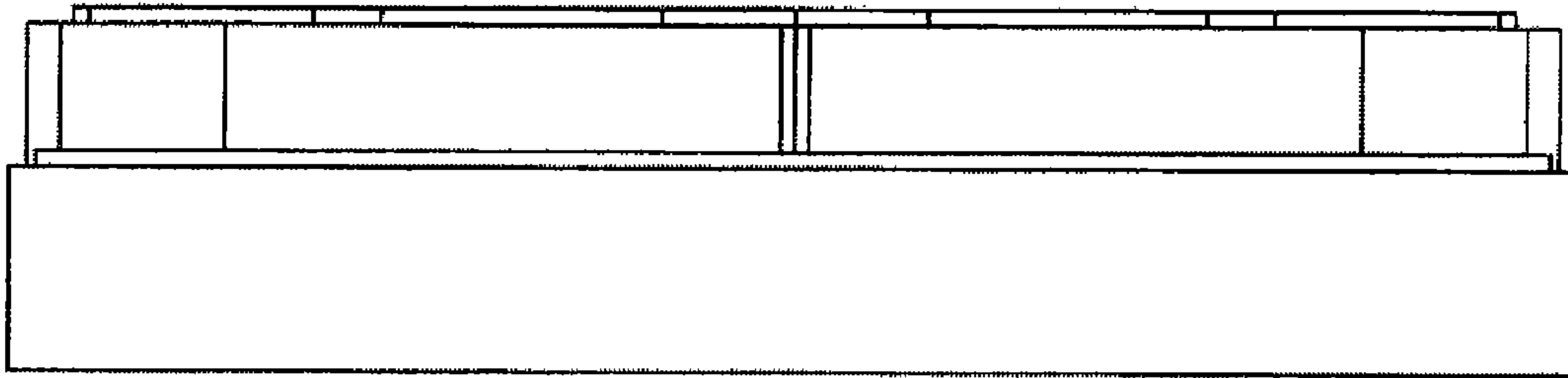


FIG. 4

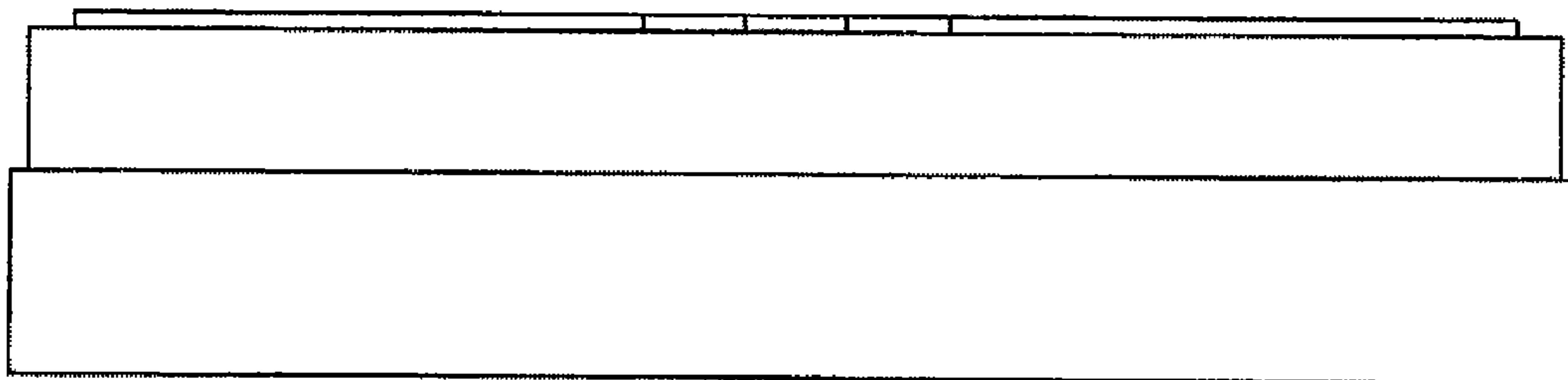


FIG. 5

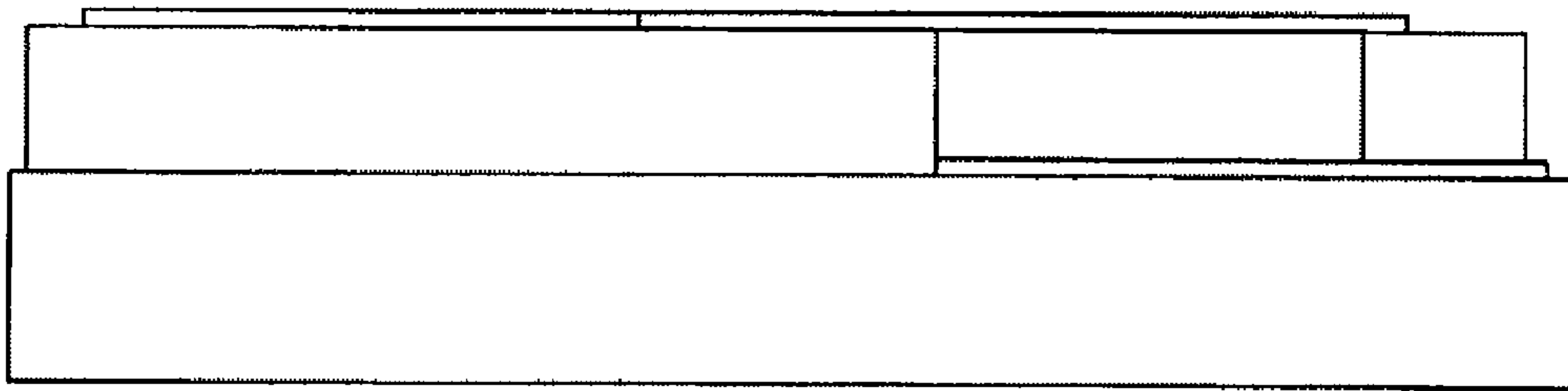


FIG. 6

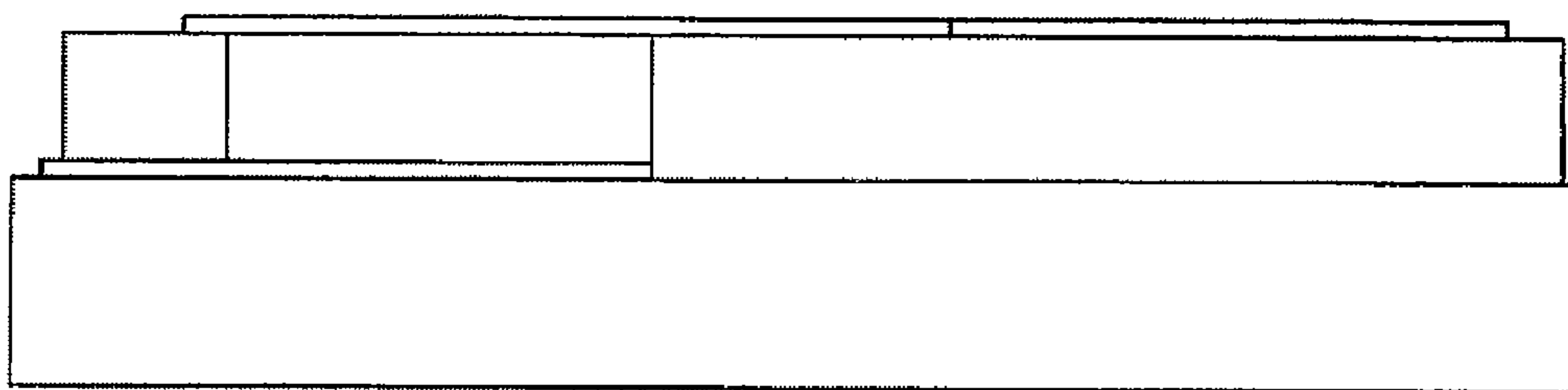


FIG. 7