



US00D619957S

(12) **United States Design Patent**
Yonetsu

(10) **Patent No.:** **US D619,957 S**
(45) **Date of Patent:** **** Jul. 20, 2010**

(54) **AUTOMOBILE TIRE**

(75) Inventor: **Isao Yonetsu**, Osaka (JP)

(73) Assignee: **Toyo Tire & Rubber Co., Ltd.**, Osaka (JP)

(**) Term: **14 Years**

(21) Appl. No.: **29/356,526**

(22) Filed: **Feb. 26, 2010**

(30) **Foreign Application Priority Data**
Jan. 20, 2010 (JP) 2010-001211

(51) **LOC (9) Cl.** **12-15**

(52) **U.S. Cl.** **D12/585**

(58) **Field of Classification Search** D12/568,
D12/579-603, 547-550, 900-901; 152/209.1,
152/209.8-209.19, 209.25-209.28
See application file for complete search history.

(56) **References Cited**

U.S. PATENT DOCUMENTS

D334,360 S *	3/1993	Graas et al.	D12/585
D379,335 S *	5/1997	Aikawa et al.	D12/585
D387,711 S *	12/1997	Shirai et al.	D12/585
D388,379 S *	12/1997	Harpes et al.	D12/585
D405,740 S *	2/1999	Heinen et al.	D12/585
D410,602 S *	6/1999	Matsuda	D12/585
D416,522 S *	11/1999	Matsuda	D12/585
D445,728 S *	7/2001	Allison	D12/585
D506,179 S *	6/2005	Iga et al.	D12/585

D581,864 S *	12/2008	Koishikawa	D12/585
D601,949 S *	10/2009	Shinkai	D12/585
D603,787 S *	11/2009	Lim et al.	D12/585
D606,930 S *	12/2009	Taylor et al.	D12/585

FOREIGN PATENT DOCUMENTS

JP 903992 S 7/1994

* cited by examiner

Primary Examiner—Stacia Cadmus

(74) *Attorney, Agent, or Firm*—Westerman, Hattori, Daniels & Adrian, LLP

(57) **CLAIM**

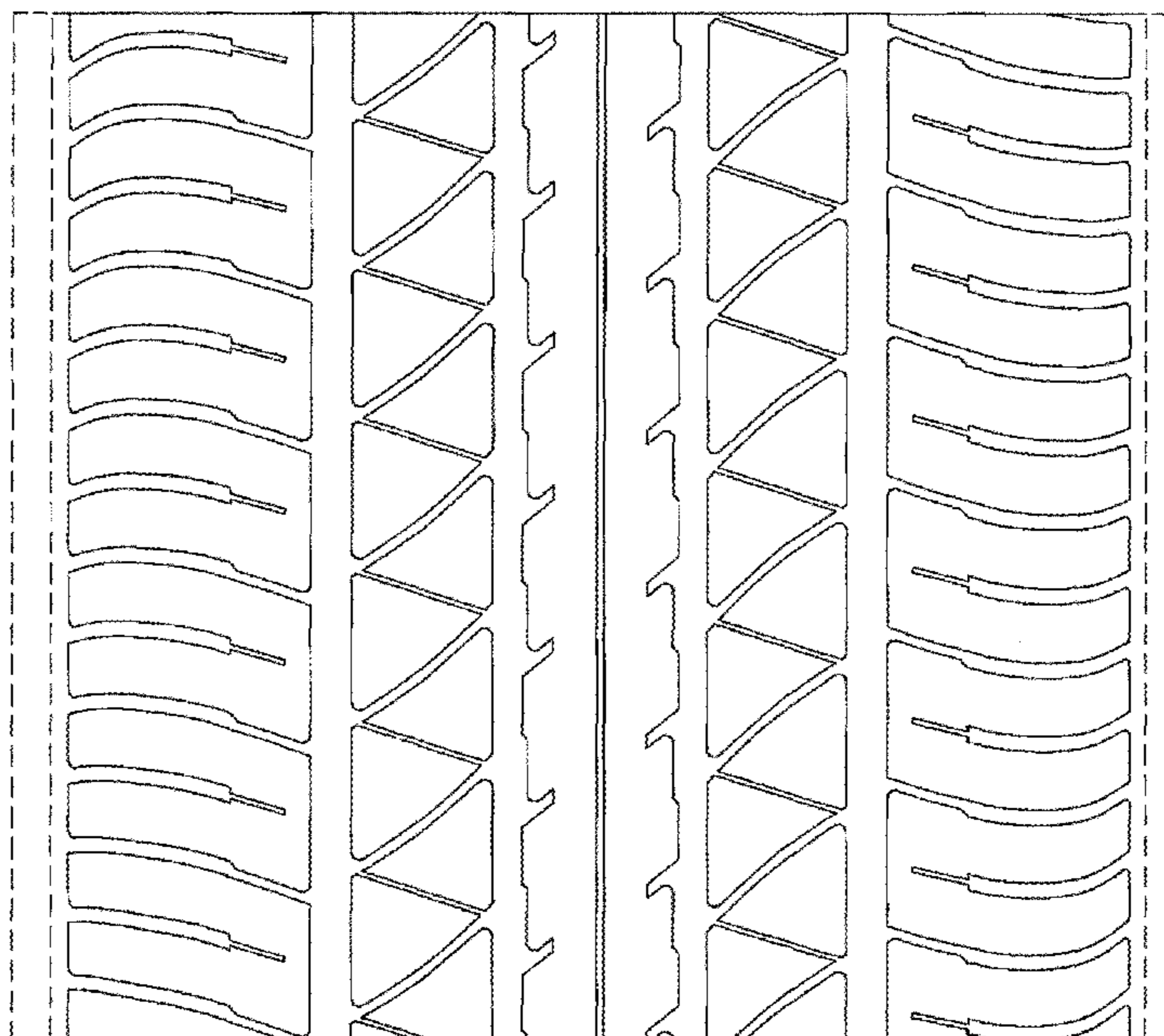
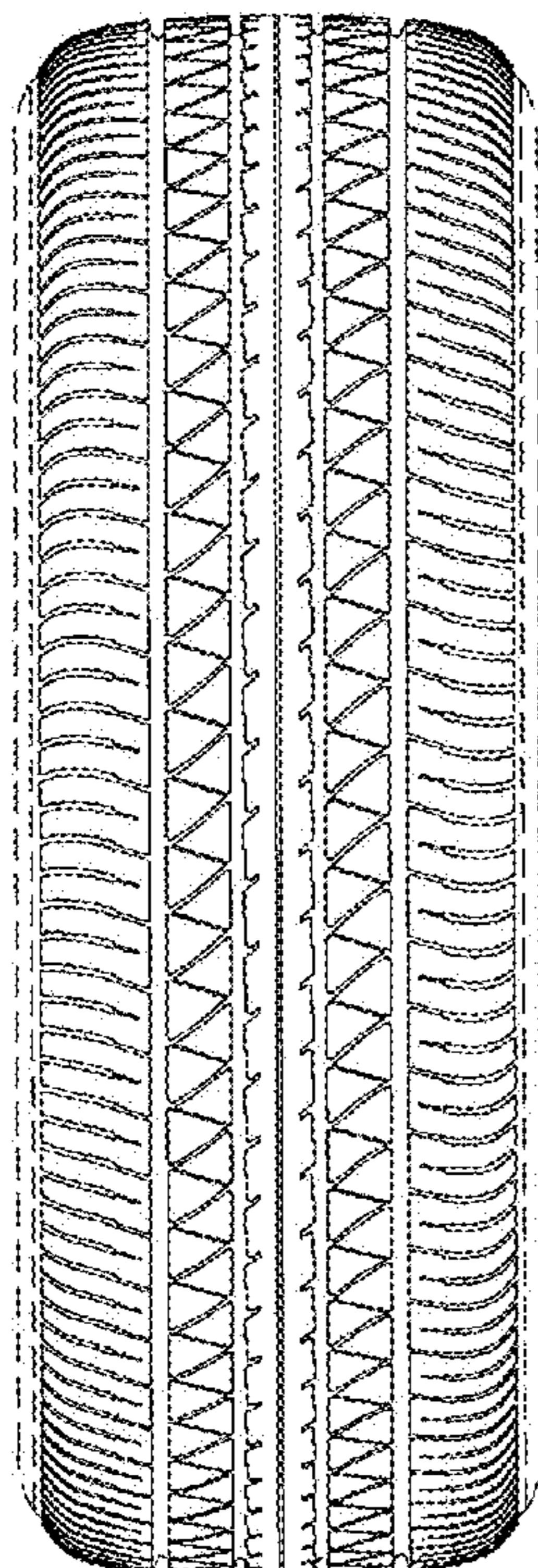
The ornamental design for an automobile tire, as shown and described.

DESCRIPTION

FIG. 1 is a front view showing our new design;
FIG. 2 is a right-side view thereof;
FIG. 3 is a top view thereof;
FIG. 4 is a perspective view thereof;
FIG. 5 is an enlarged cross-section view taken along the line A1—A1 of FIG. 1, in the part C—C of FIG. 2; and,
FIG. 6 is an enlarged view of the part B1-B2 in FIG. 1.

In the drawings, the broken lines defining the sidewall, inner bead and the peripheral boundary between the claimed tire tread and the unclaimed sidewall depict environmental subject matter that forms no part of the claimed design.

1 Claim, 6 Drawing Sheets



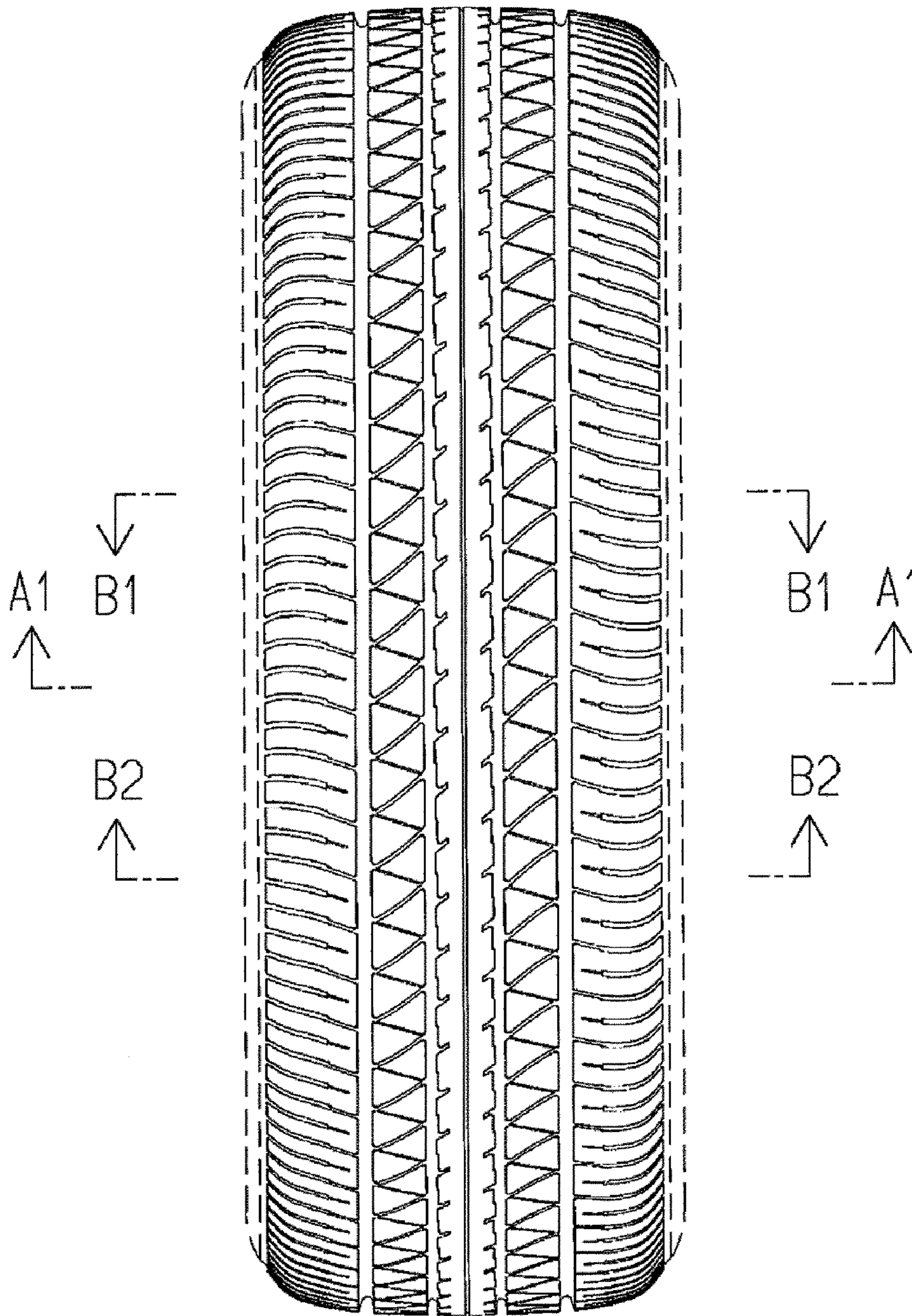


FIG. 1




FIG.2

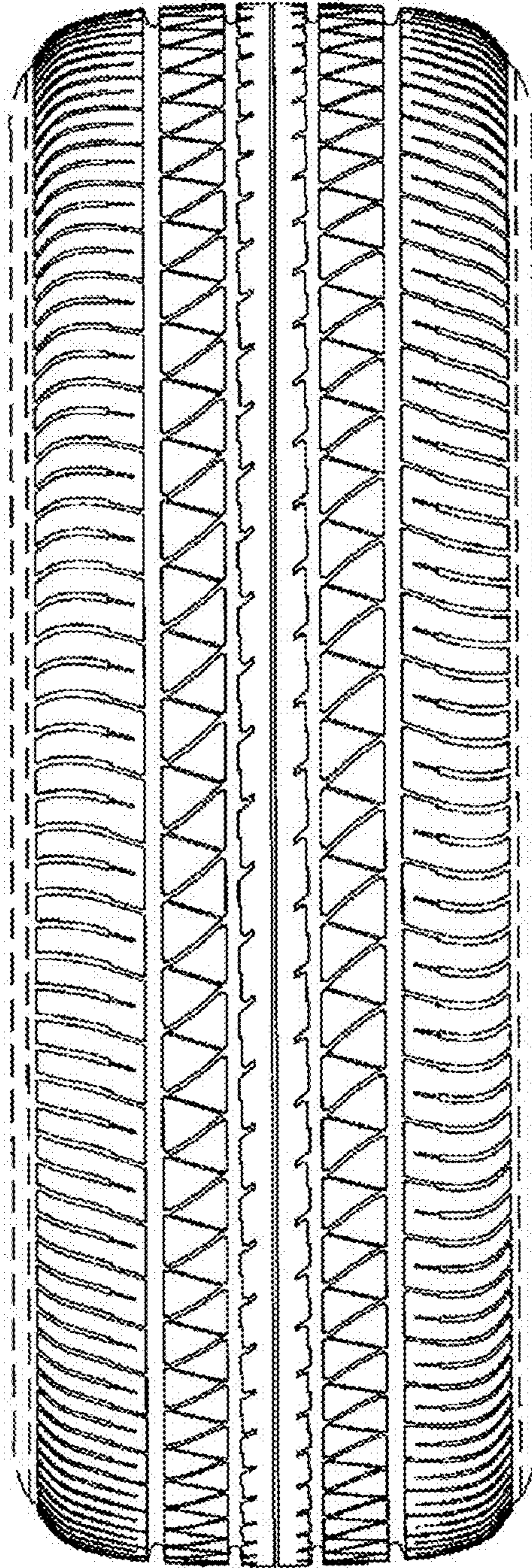


FIG. 3

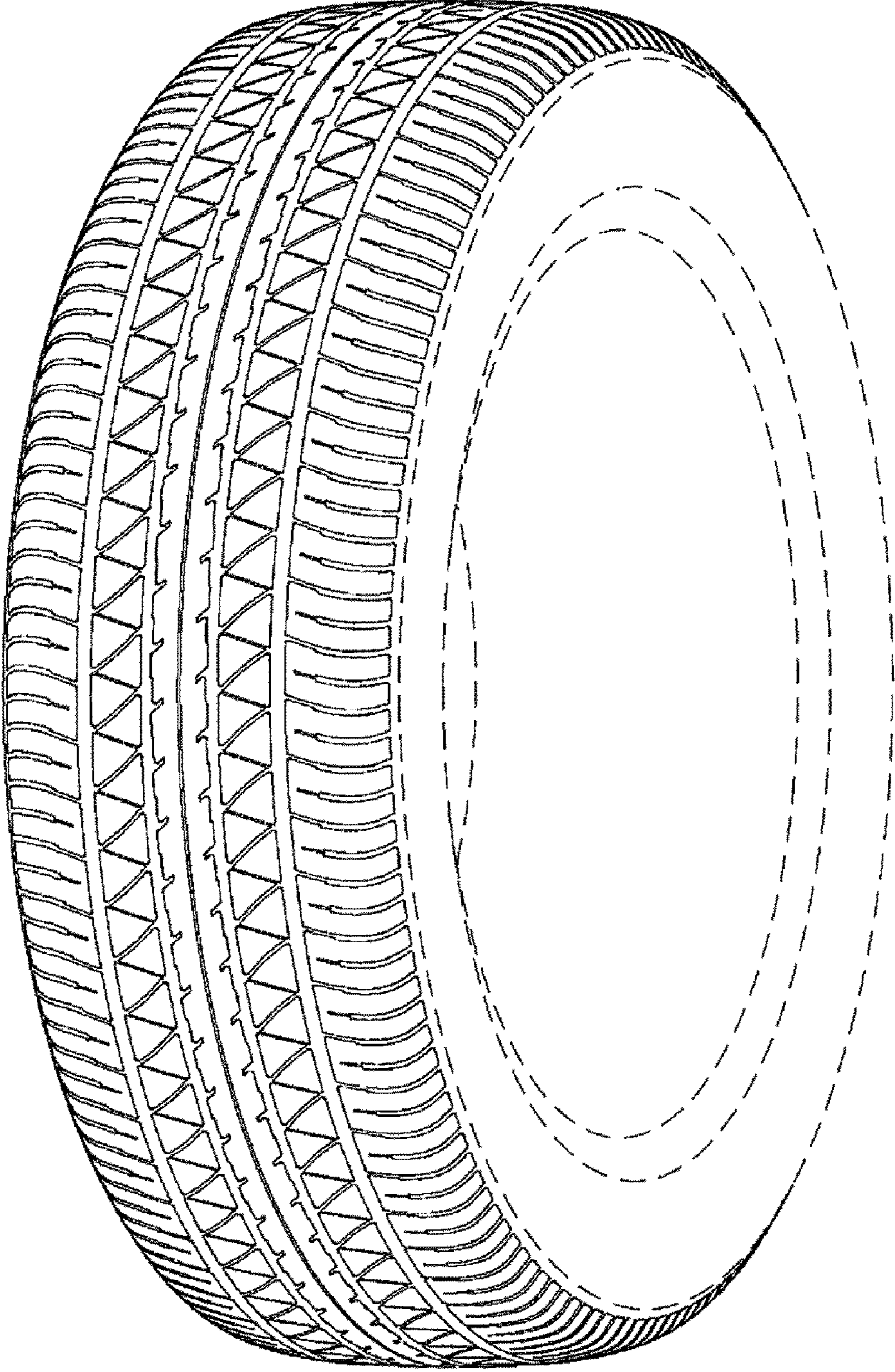


FIG.4




FIG. 5

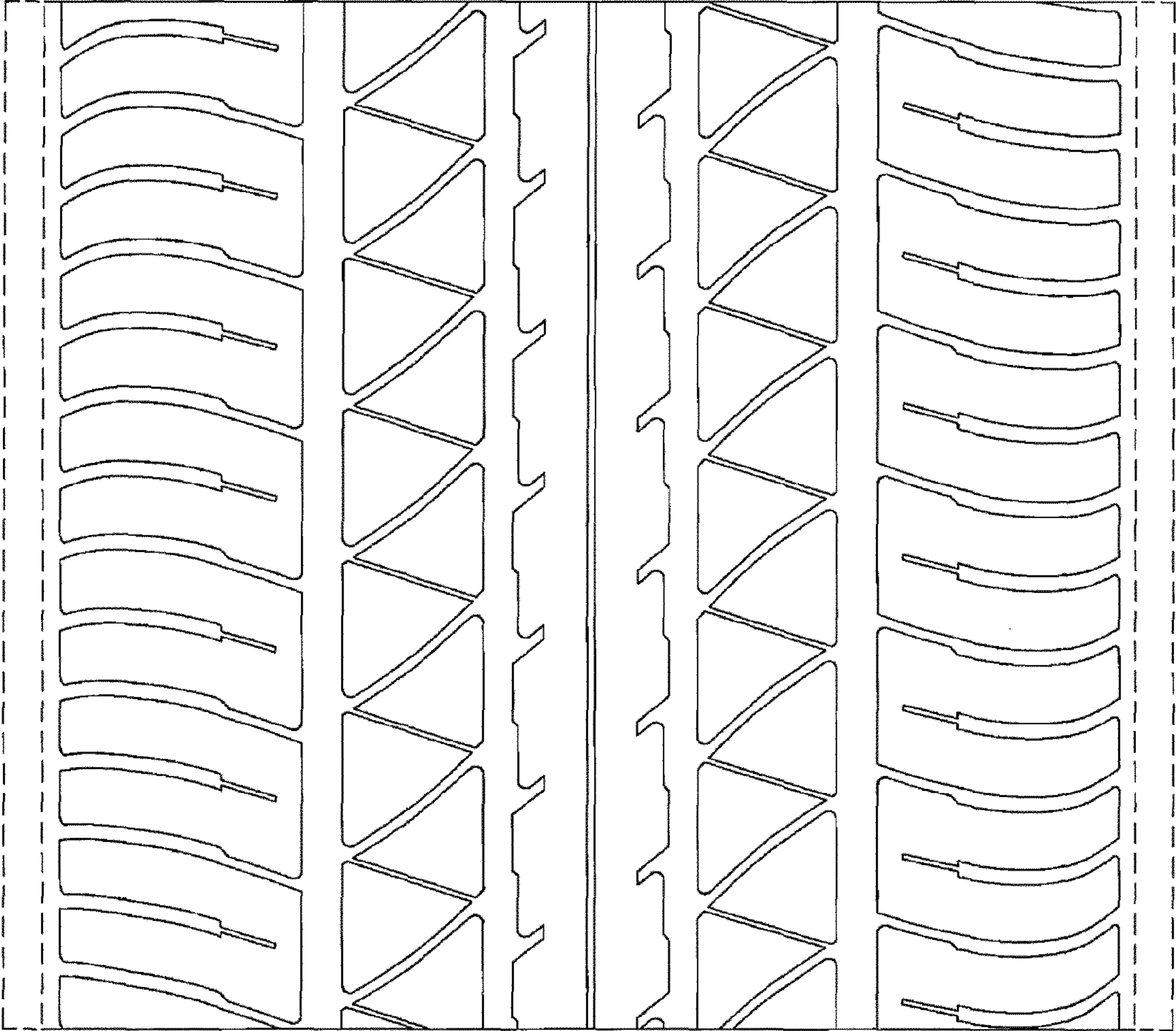


FIG.6