



US00D619953S

(12) **United States Design Patent**  
**Kim**

(10) **Patent No.:** **US D619,953 S**

(45) **Date of Patent:** **\*\* Jul. 20, 2010**

(54) **WIPER BLADE FOR CAR**

(75) Inventor: **Suk-Man Kim**, Seoul (KR)

(73) Assignee: **Spark Engineering Co., Ltd.**, Gunpo-si, Gyeonggi-do (KR)

(\*\*) Term: **14 Years**

(21) Appl. No.: **29/353,469**

(22) Filed: **Jan. 8, 2010**

(30) **Foreign Application Priority Data**

Nov. 13, 2009 (KR) ..... 30-2009-0049966

(51) **LOC (9) Cl.** ..... **12-06**

(52) **U.S. Cl.** ..... **D12/219**

(58) **Field of Classification Search** ..... D12/219-220;  
15/246, 247, 250.001, 250.4, 250.361, 250.19,  
15/250.48, 250.03, 250.31-250.33, 250.351,  
15/250.38, 250.201, 250.451, 250.458, 250.04,  
15/250.07, 250.44

See application file for complete search history.

(56) **References Cited**

**U.S. PATENT DOCUMENTS**

7,644,483 B2 \* 1/2010 Thomar et al. .... 29/450  
2008/0078051 A1 \* 4/2008 Herring et al. .... 15/250.001  
2008/0230404 A1 \* 9/2008 Park ..... 206/45.23  
2009/0188068 A1 \* 7/2009 Waible ..... 15/250.31  
2010/0005608 A1 \* 1/2010 Chien ..... 15/250.32  
2010/0024151 A1 \* 2/2010 Ku ..... 15/250.351

2010/0050360 A1 \* 3/2010 Chiang ..... 15/250.32  
2010/0050361 A1 \* 3/2010 Chang et al. .... 15/250.32  
2010/0058552 A1 \* 3/2010 Coos ..... 15/250.3

\* cited by examiner

*Primary Examiner*—Caron Veynar

*Assistant Examiner*—Katrina A Kile

(74) *Attorney, Agent, or Firm*—Jose Gutman; Fleit Gibbons Gutman Bongini & Bianco P.L.

(57) **CLAIM**

The ornamental design for a wiper blade for car, as shown and described.

**DESCRIPTION**

FIG. 1 is a perspective view of a wiper blade for car, showing my new design;

FIG. 2 is a front elevational view thereof;

FIG. 3 is a rear elevational view thereof;

FIG. 4 is a left side elevational view thereof;

FIG. 5 is a right side elevational view thereof;

FIG. 6 is a top plan view thereof;

FIG. 7 is a bottom plan view thereof;

FIG. 8 is a perspective view thereof; and,

FIG. 9 is a perspective view thereof.

In the drawings, the broken lines in FIG. 8 and FIG. 9 show adapters and form no part of the claimed design.

**1 Claim, 5 Drawing Sheets**



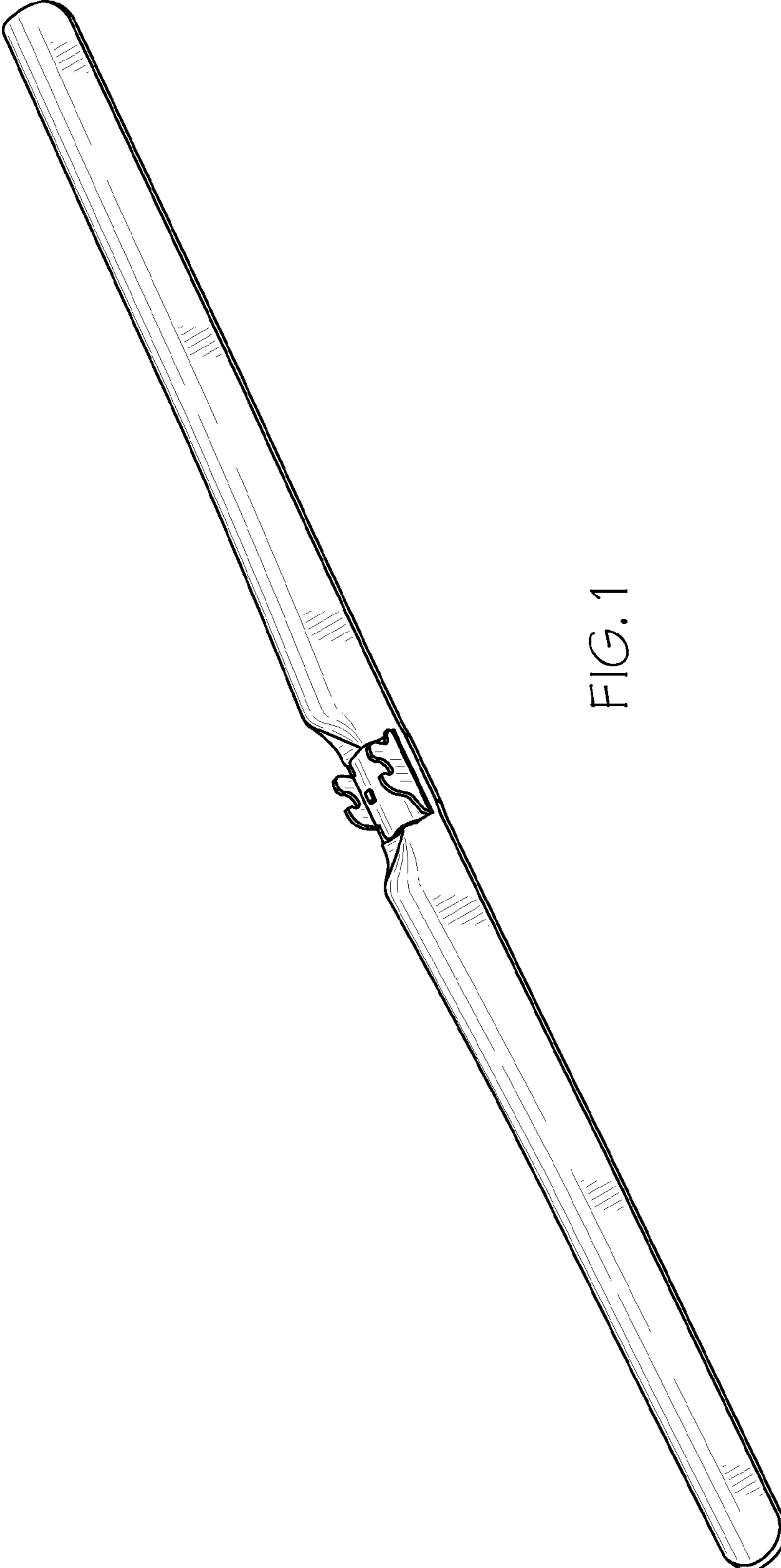


FIG. 1



FIG. 2



FIG. 3

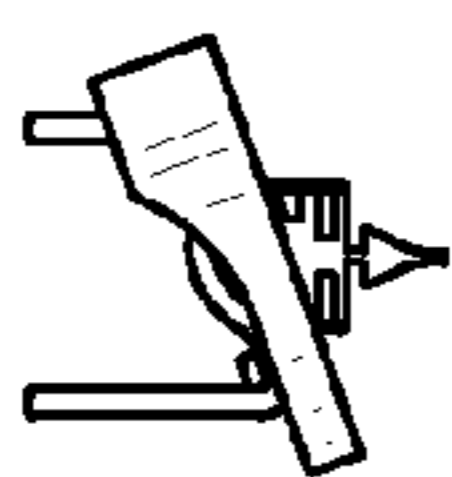


FIG. 4



FIG. 5

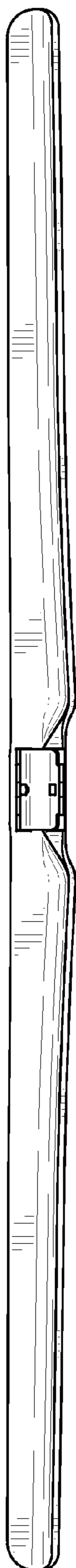


FIG. 6



FIG. 7

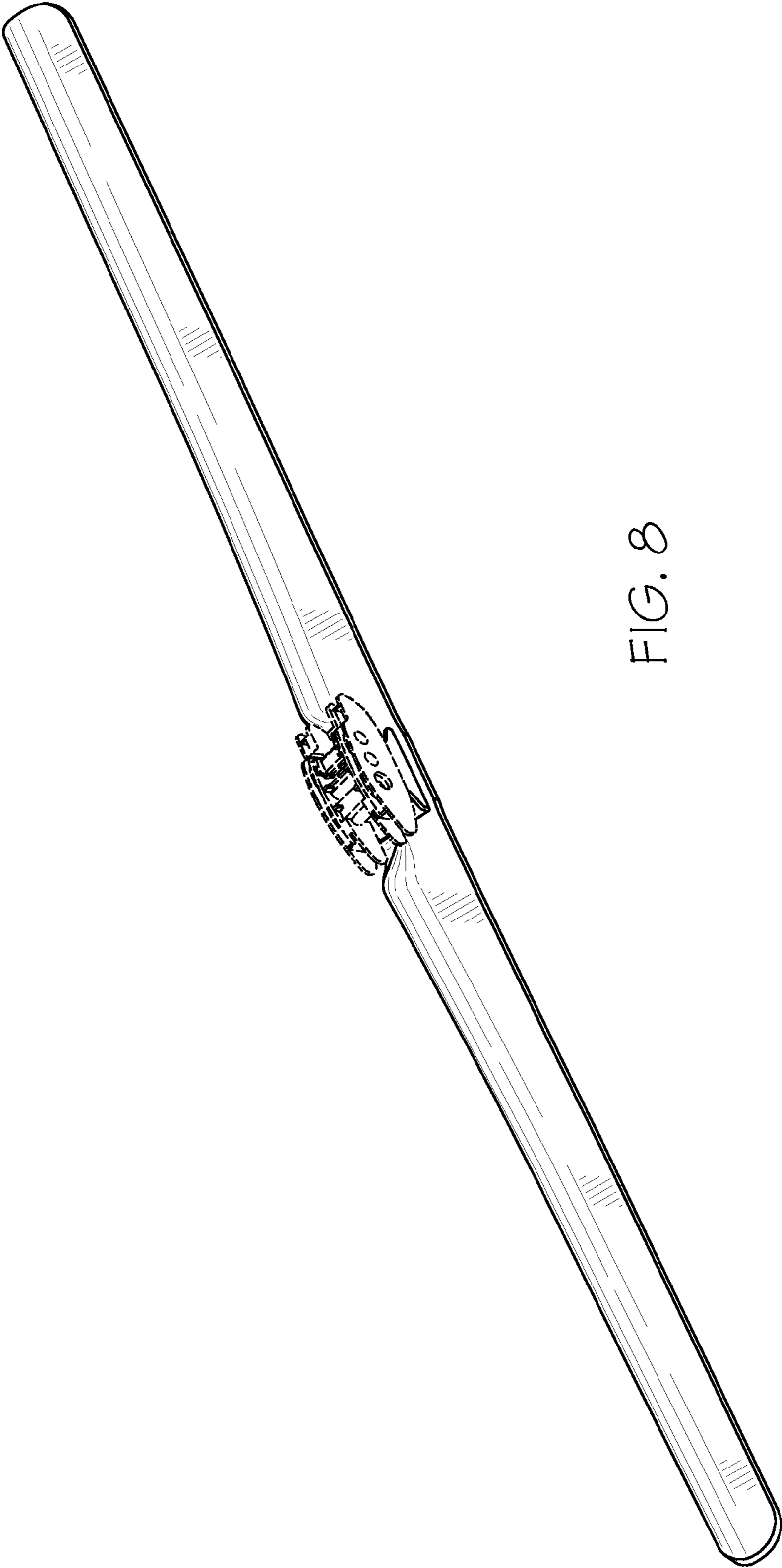


FIG. 8

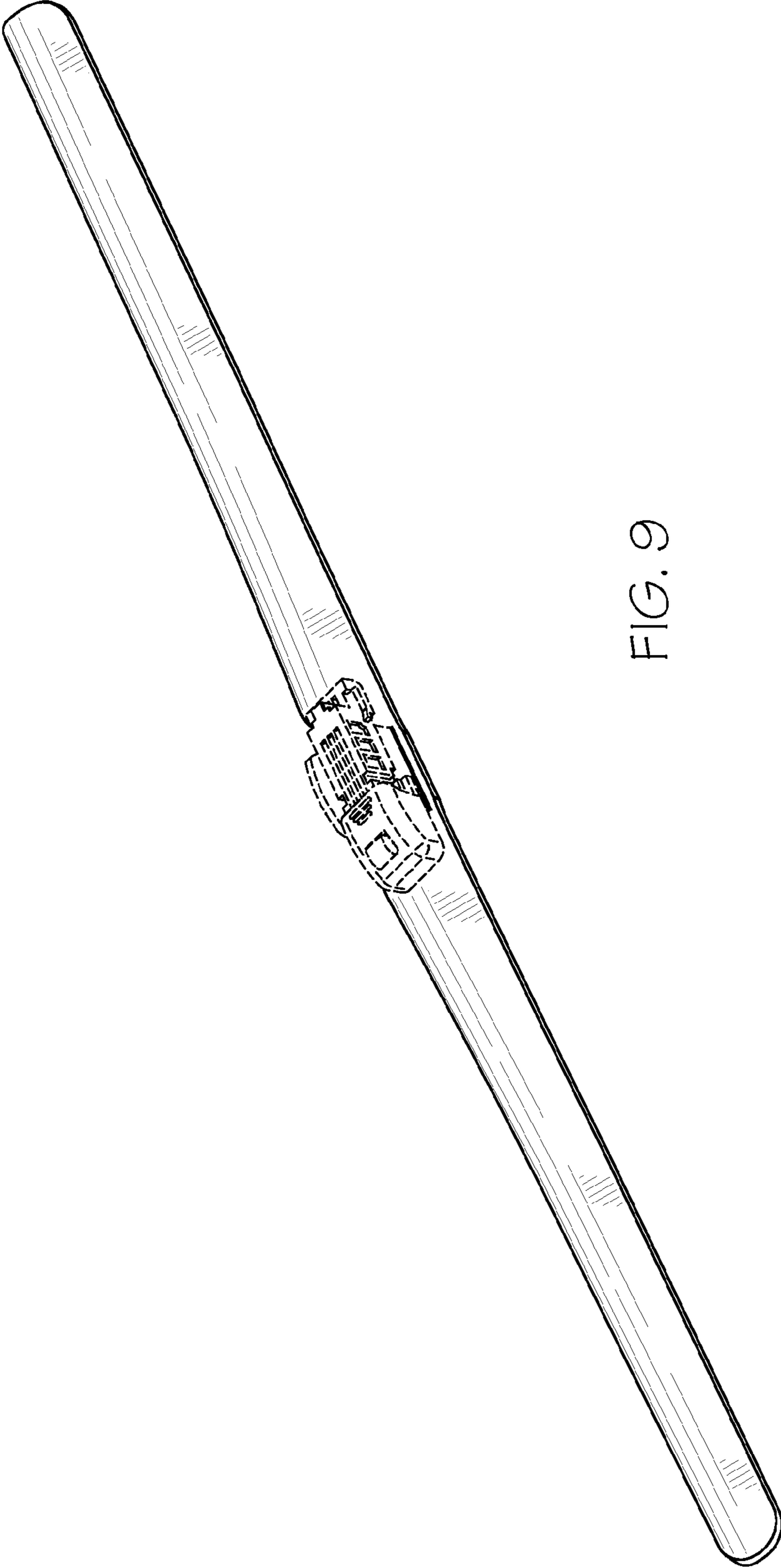


FIG. 9