



US00D619949S

(12) **United States Design Patent**
Lee

(10) **Patent No.:** **US D619,949 S**
(45) **Date of Patent:** **** Jul. 20, 2010**

(54) **LICENSE PLATE FRAME**

(76) Inventor: **Cheng Tai Lee**, No. 139, Chong Ren St.,
Tainan (TW)

(**) Term: **14 Years**

(21) Appl. No.: **29/360,906**

(22) Filed: **May 3, 2010**

(51) **LOC (9) Cl.** **12-16**

(52) **U.S. Cl.** **D12/193**

(58) **Field of Classification Search** D12/193;
D6/300-30; 40/200-204, 207-214; 362/497,
362/473, 327, 604; D20/13

See application file for complete search history.

(56) **References Cited**

U.S. PATENT DOCUMENTS

D385,244 S	*	10/1997	Spencer	D12/193
D398,270 S	*	9/1998	Spencer	D12/193
D402,610 S	*	12/1998	Spencer	D12/193
D440,928 S	*	4/2001	Hussaini et al.	D12/193
D442,130 S	*	5/2001	Hussaini et al.	D12/193
D521,916 S	*	5/2006	Spencer	D12/193

D564,429 S	*	3/2008	Hirth et al.	D12/193
D567,163 S	*	4/2008	Hu	D12/193
D601,478 S	*	10/2009	Hu	D12/193

* cited by examiner

Primary Examiner—Stacia Cadmus

(74) *Attorney, Agent, or Firm*—WPAT, PC; Justin King

(57) **CLAIM**

The ornamental design for a license plate frame, as shown and described.

DESCRIPTION

FIG. 1 is a perspective view of a license plate frame showing my new design;

FIG. 2 is a front elevation view thereof;

FIG. 3 is a rear elevation view thereof;


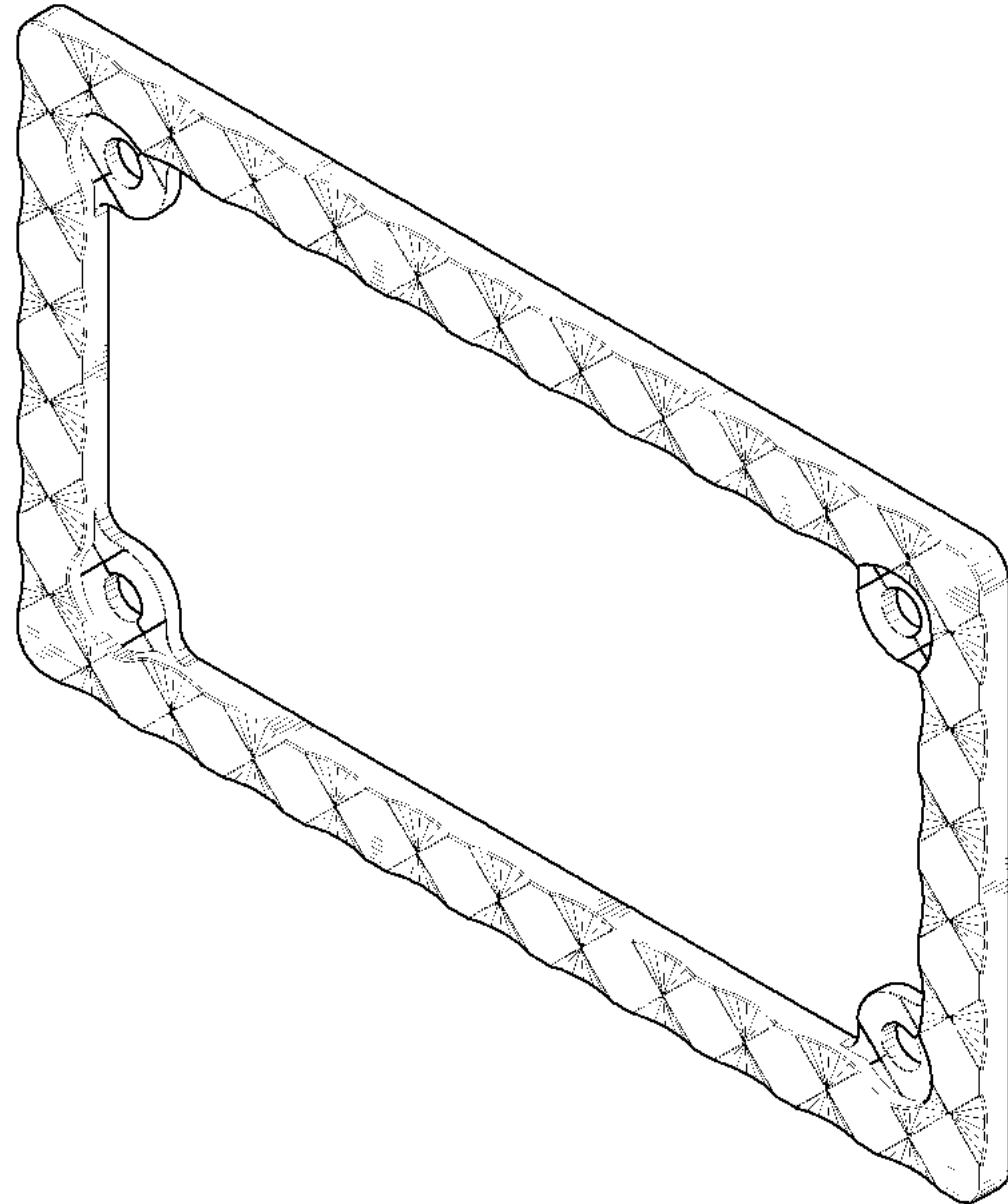
FIG. 4 is a left side elevation view thereof;

FIG. 5 is a right side elevation view thereof;

FIG. 6 is a top plan view thereof; and,

FIG. 7 is a bottom plan view thereof.

1 Claim, 5 Drawing Sheets



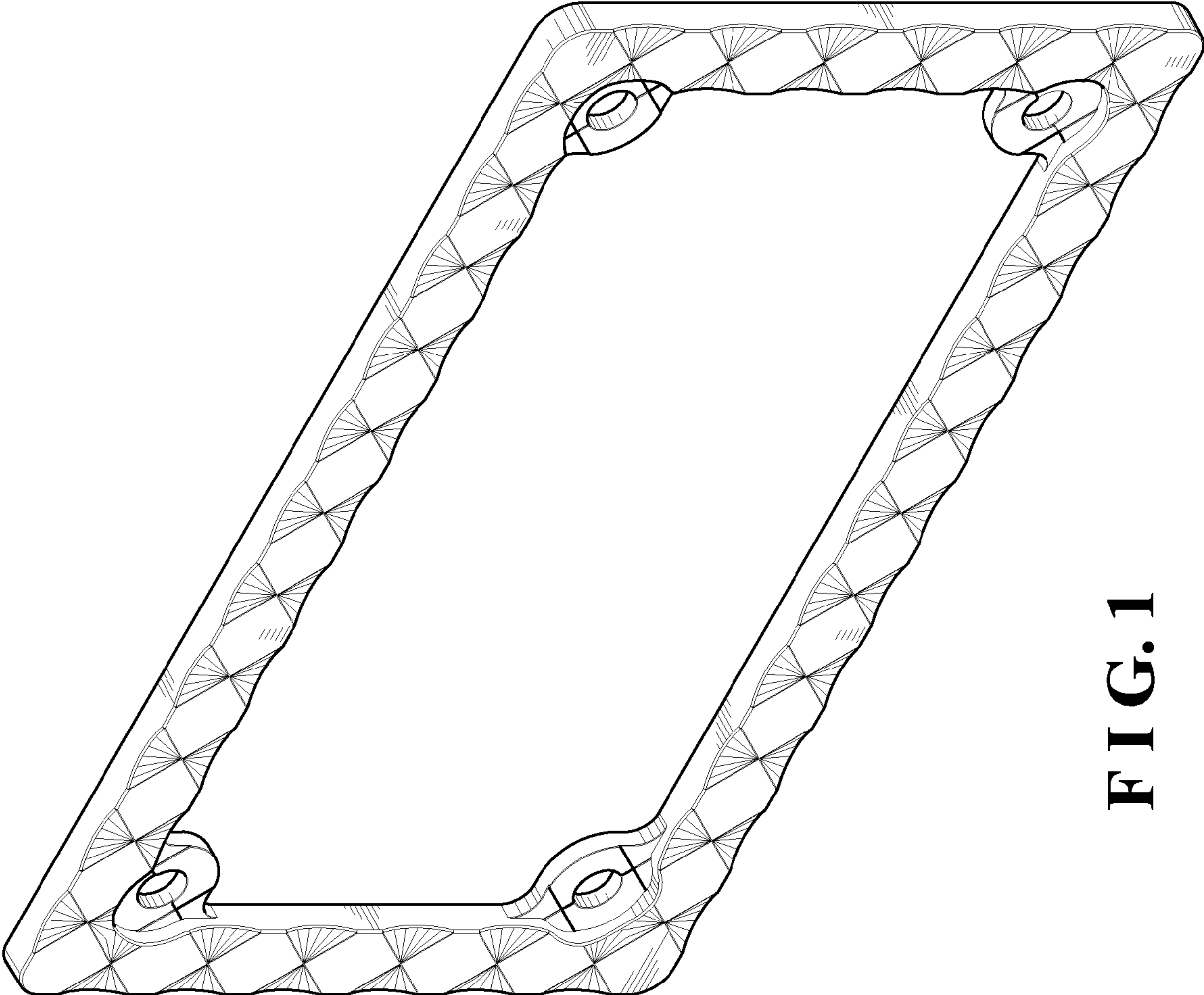


FIG. 1




FIG. 2




FIG. 3



FIG. 4



FIG. 5

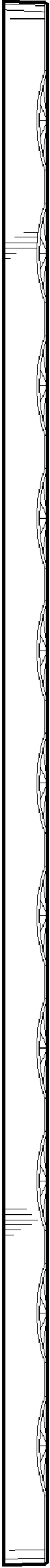


FIG. 6

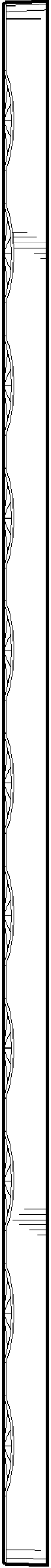


FIG. 7