



US00D619945S

(12) **United States Design Patent**
Sadanowicz et al.

(10) **Patent No.:** **US D619,945 S**
(45) **Date of Patent:** **** Jul. 20, 2010**

(54) **BRAKE SHIELD**

(75) Inventors: **David T. Sadanowicz**, Canton, MI (US);
Eric J. Barber, South Lyon, MI (US)

(73) Assignee: **Robert Bosch GmbH**, Stuttgart (DE)

(**) Term: **14 Years**

(21) Appl. No.: **29/343,129**

(22) Filed: **Sep. 8, 2009**

(51) **LOC (9) Cl.** **12-16**

(52) **U.S. Cl.** **D12/180**

(58) **Field of Classification Search** D12/180;
188/71.1, 73.3, 73.31-73.39, 72.2, 72.4,
188/73.41-73.46, 218 XL, 370, 1.11 W, 264 A,
188/264 AA, 18 A; 192/169.2, 169.3, 107 R,
192/113.36

See application file for complete search history.

(56) **References Cited**

U.S. PATENT DOCUMENTS

1,702,000	A *	2/1929	Gibson et al.	192/107 R
2,059,576	A *	11/1936	Glick	192/107 R
2,555,183	A *	5/1951	Butler	188/264 A
3,534,842	A *	10/1970	Davison, Jr.	192/113.36
4,484,667	A	11/1984	Bottieri, Jr.		
4,890,700	A *	1/1990	Guichard	188/73.2
5,299,667	A *	4/1994	Hammond	188/218 XL
5,980,407	A *	11/1999	Takamori et al.	474/152
6,135,247	A *	10/2000	Bodin et al.	188/218 XL
D446,177	S *	8/2001	Ueno	D12/180
6,360,864	B1 *	3/2002	Thomas et al.	192/107 R
6,796,406	B1	9/2004	Yunes		

6,957,726	B2 *	10/2005	Gehrs	188/218 XL
D581,844	S *	12/2008	Ohigashi et al.	D12/180
D609,616	S *	2/2010	Kitchell	D12/180
2009/0194378	A1	8/2009	Sand		

* cited by examiner

Primary Examiner—Melody N Brown

(74) *Attorney, Agent, or Firm*—Maginot, Moore & Beck

(57) **CLAIM**

The ornamental design for a brake shield, as shown and described.

DESCRIPTION

FIG. 1 is a perspective view of a brake shield showing our new design;

FIG. 2 is a front elevational view showing the design for the brake shield of FIG. 1;

FIG. 3 is a rear elevational view showing the design for the brake shield of FIG. 1;

FIG. 4 is a right side elevational view showing the design for the brake shield of FIG. 1;

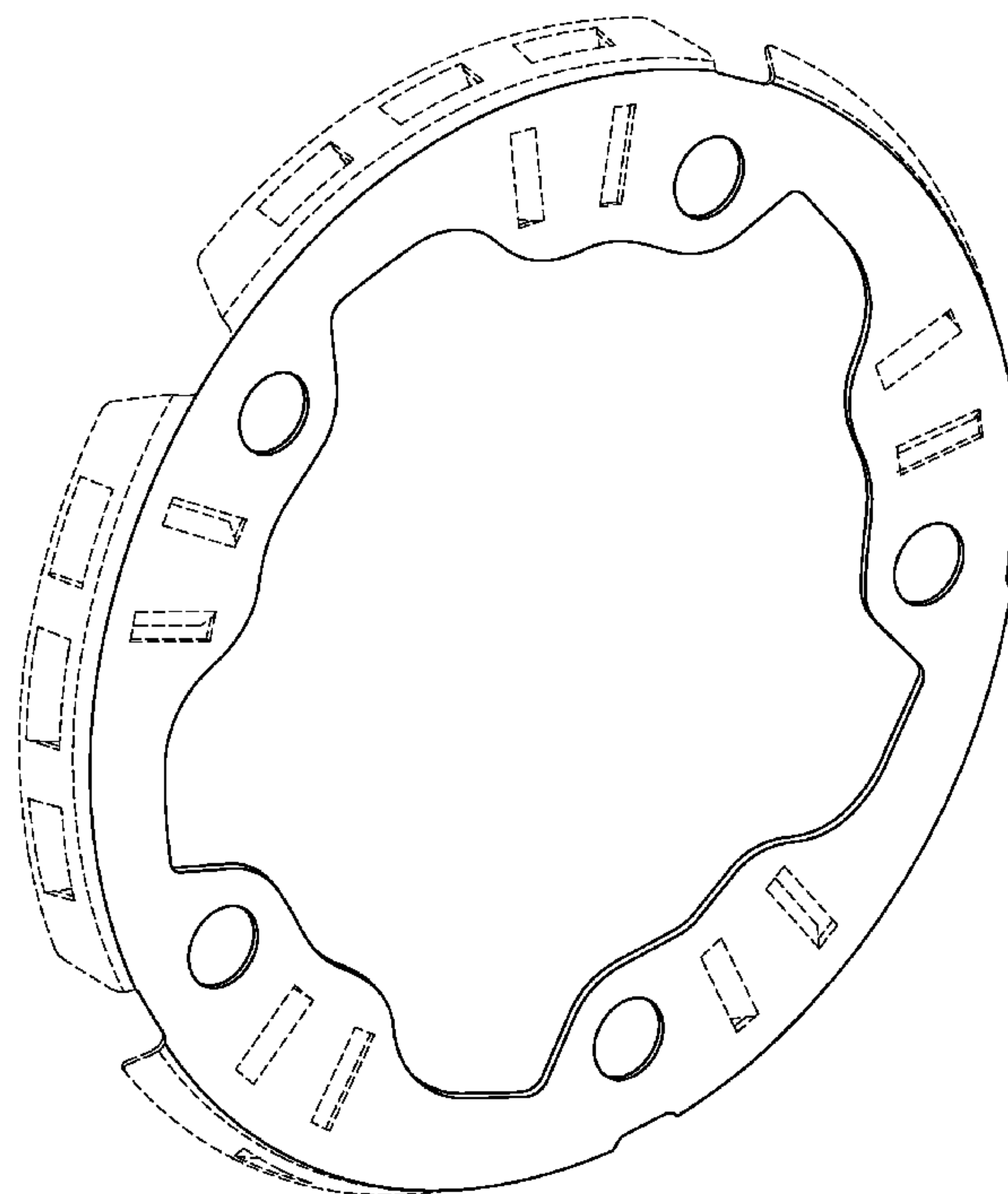
FIG. 5 is a left side elevational view showing the design for the brake shield of FIG. 1;

FIG. 6 is a top plan view showing the design for the brake shield of FIG. 1; and,

FIG. 7 is a bottom plan view showing the design for the brake shield of FIG. 1.

The broken line showing of portions of the brake shield is included for illustrative purposes only and forms no part of the claimed design.

1 Claim, 5 Drawing Sheets



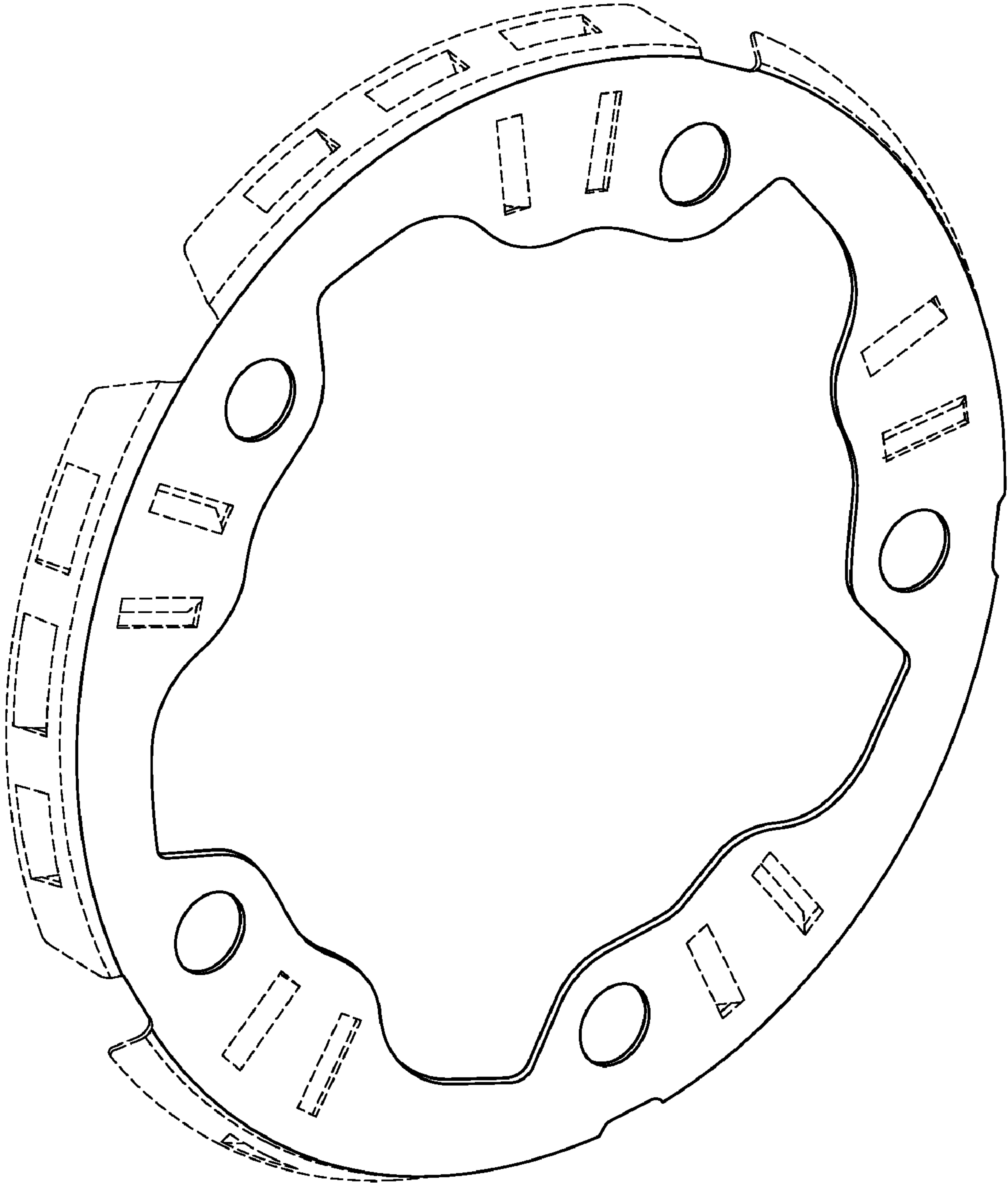


Fig. 1

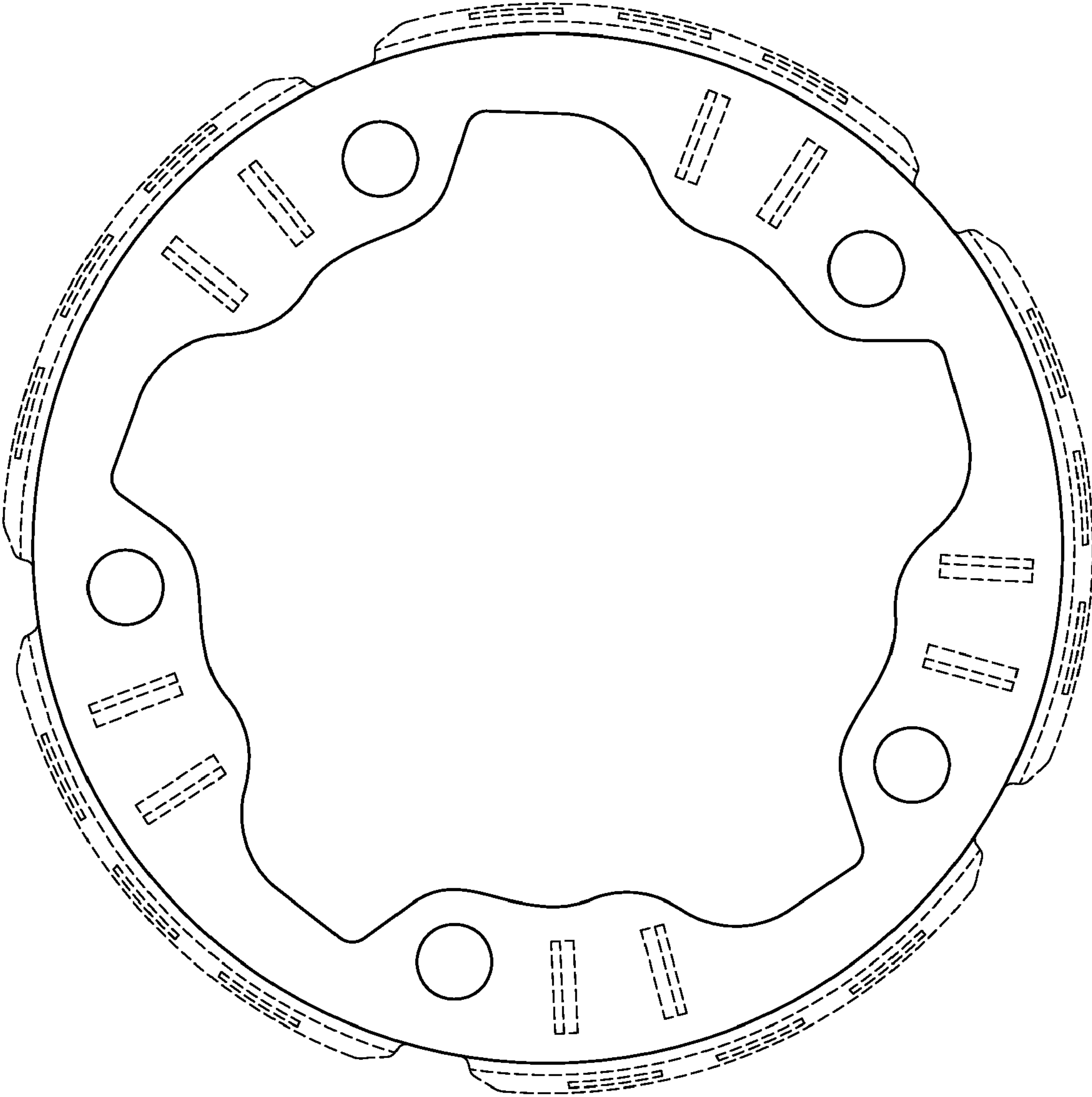


Fig. 2

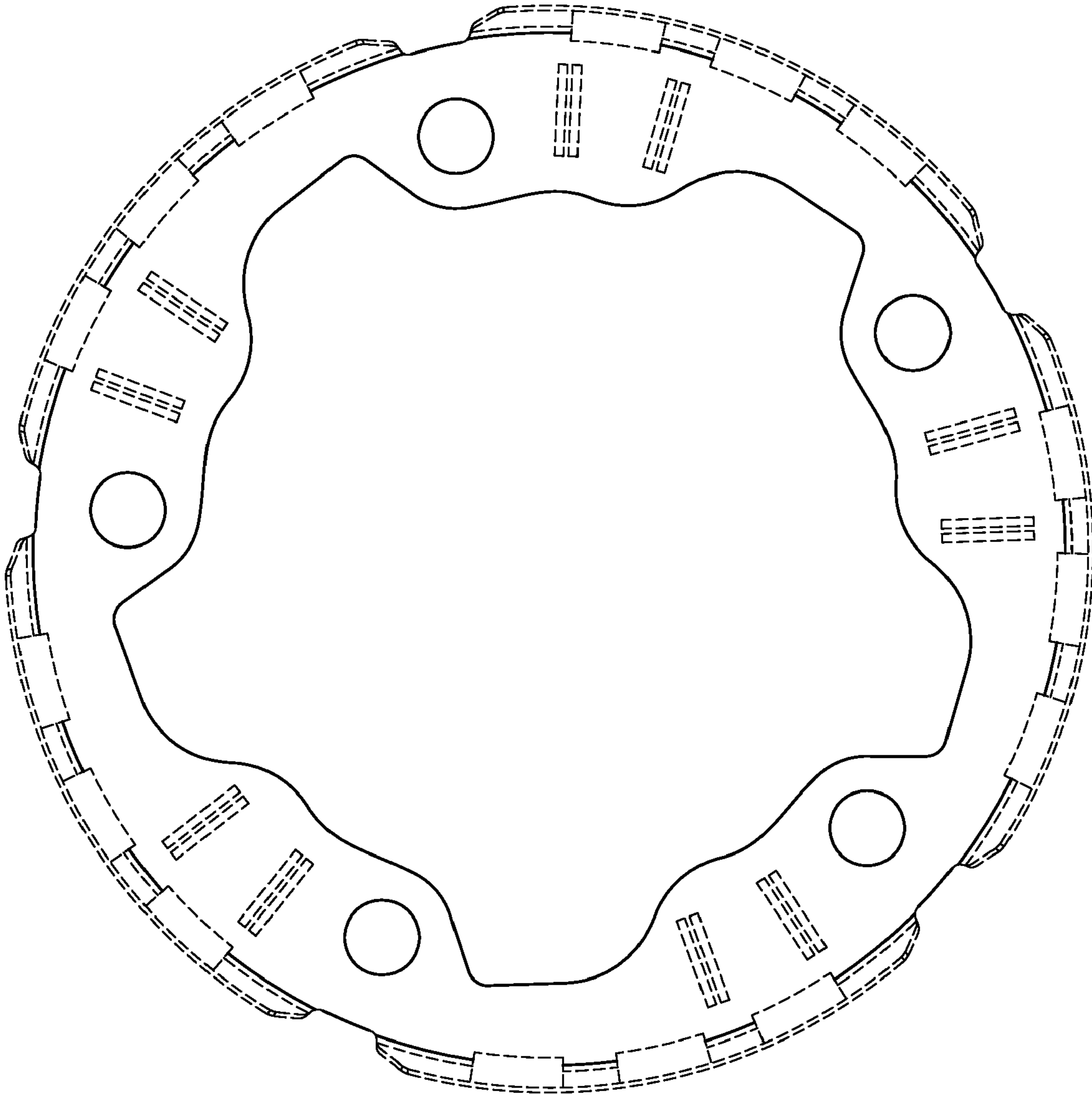


Fig. 3

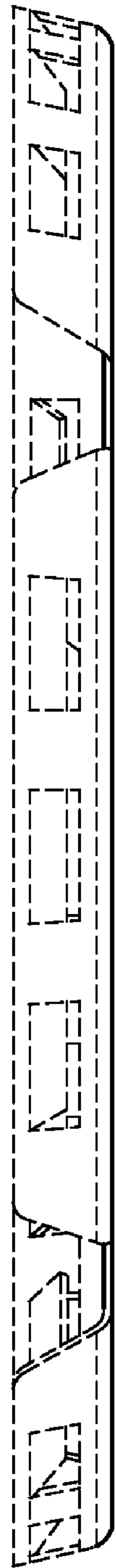


Fig. 4



Fig. 5

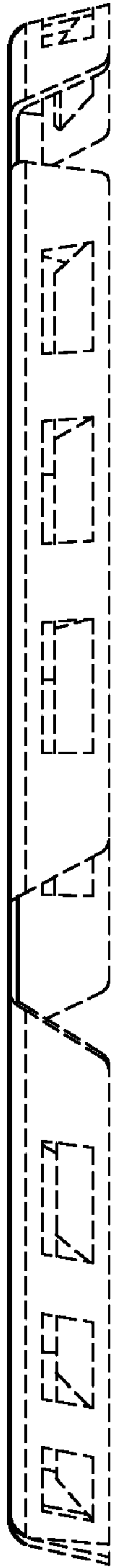


Fig. 6

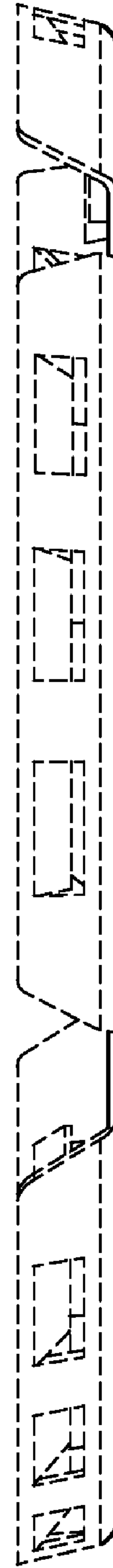


Fig. 7