



US00D619923S

(12) **United States Design Patent**
Rundle

(10) **Patent No.:** **US D619,923 S**

(45) **Date of Patent:** **** Jul. 20, 2010**

(54) **PLANT POT**

D579,816 S * 11/2008 Lambert et al. D11/152
D587,625 S * 3/2009 White D11/152

(75) Inventor: **Gregory E Rundle**, Richmond (CA)

(73) Assignee: **Listo Products, Ltd.**, Surrey, British Columbia (CA)

(**) Term: **14 Years**

(21) Appl. No.: **29/327,601**

(22) Filed: **Nov. 10, 2008**

(51) **LOC (9) Cl.** **11-02**

(52) **U.S. Cl.** **D11/153; D11/151**

(58) **Field of Classification Search** D6/556-558;
D8/1; D11/143-156; D19/77, 80, 81; D26/9,
D26/16; D34/1, 2, 4-6; D99/5, 19; 47/33,
47/41.01, 41.1, 41.11-41.15, 65.5, 66.6,
47/66.7, 67, 71

See application file for complete search history.

(56) **References Cited**

U.S. PATENT DOCUMENTS

D319,606 S	*	9/1991	Etro	D11/153
D352,479 S	*	11/1994	Carlson	D11/153
D404,340 S	*	1/1999	Grosfillex	D11/151
D428,358 S	*	7/2000	Grosfillex	D11/151
D490,017 S	*	5/2004	Harbaugh	D11/152
D510,713 S	*	10/2005	Harbaugh	D11/151
D578,928 S	*	10/2008	White	D11/152

OTHER PUBLICATIONS

Photograph from Sep. 11, 2008; Sevilla Tuscan Sand; Listo Products.
Photograph from Sep. 11, 2008; Versailles Patina Bronze; Listo Products.

Photograph from Sep. 11, 2008; Sierra Az Sand; Listo Products.
Photograph from Sep. 11, 2008; Grecian Opal; New England Pottery.

* cited by examiner

Primary Examiner—Caron Veynar

Assistant Examiner—Garth Rademaker

(74) *Attorney, Agent, or Firm*—Benesch, Friedlander, Coplan & Aronoff LLP

(57) **CLAIM**

What is claimed is the ornamental design for a plant pot, as shown and described.

DESCRIPTION

FIG. 1 is a perspective view of a plant pot;

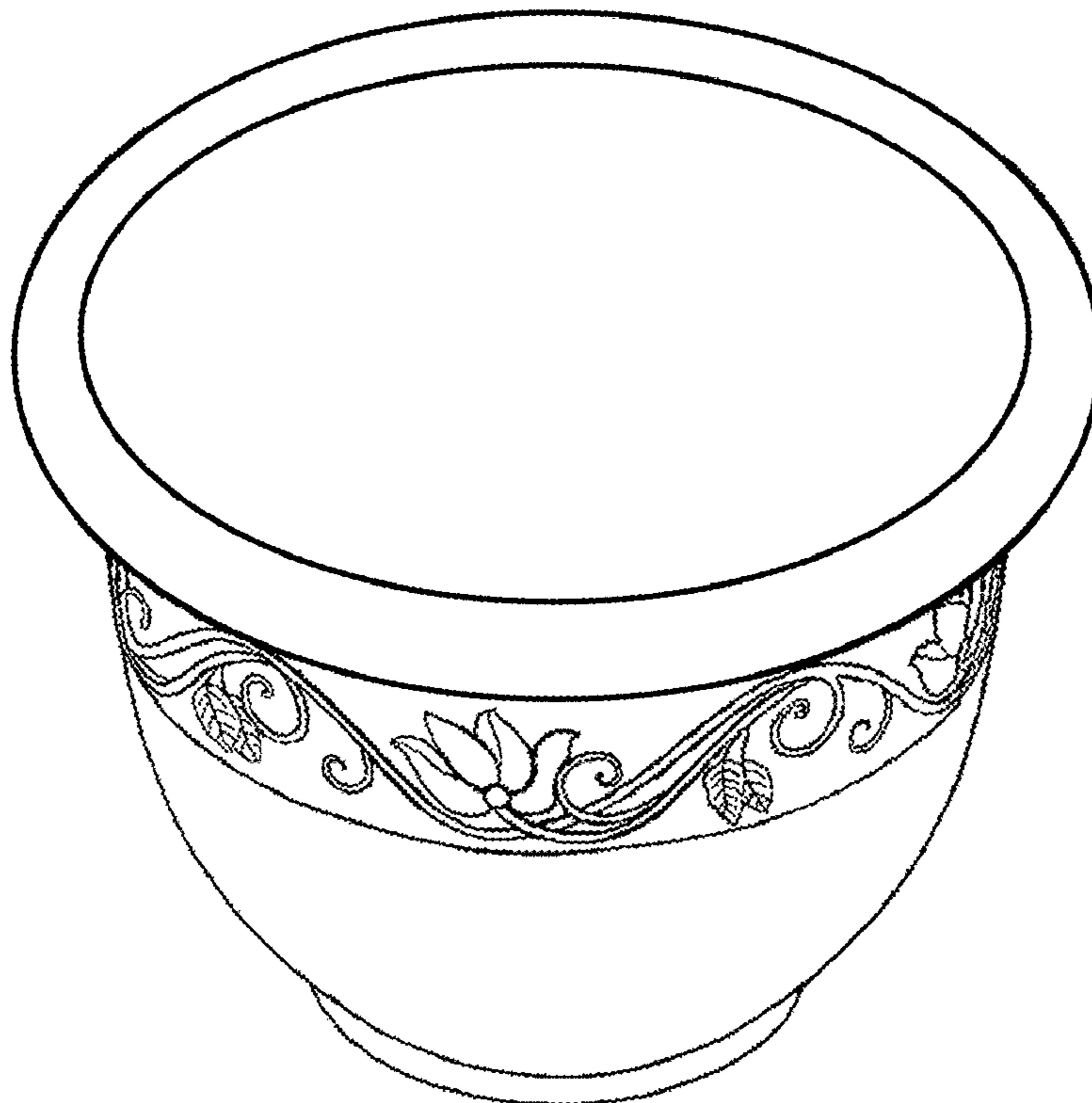
FIG. 2 is a top plan view thereof;

FIG. 3 is a side elevational view thereof; and,

FIG. 4 is a bottom plan view thereof.

The broken lines depict environmental subject matter only and form no part of the claimed design.

1 Claim, 4 Drawing Sheets



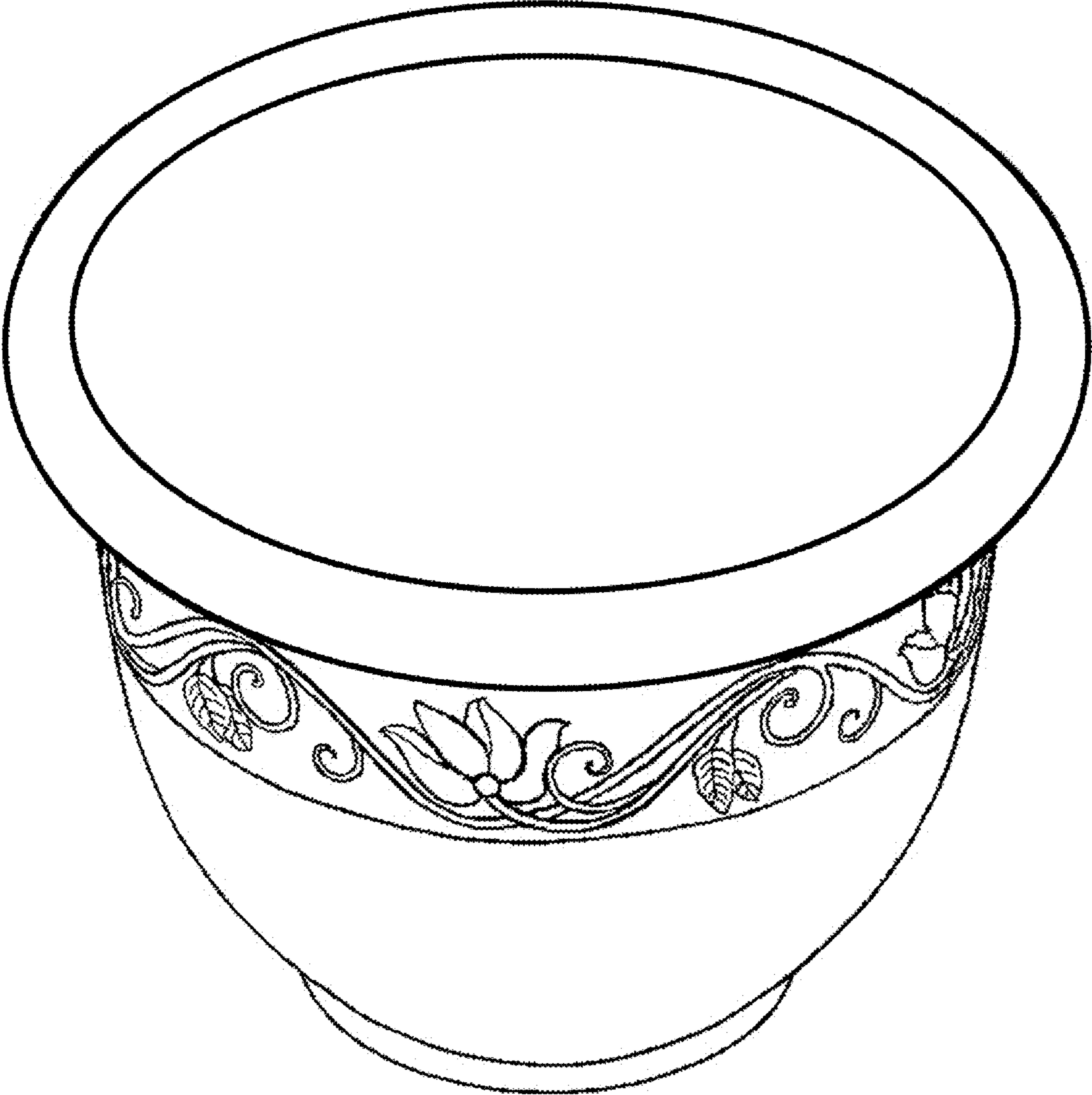


Fig. 1

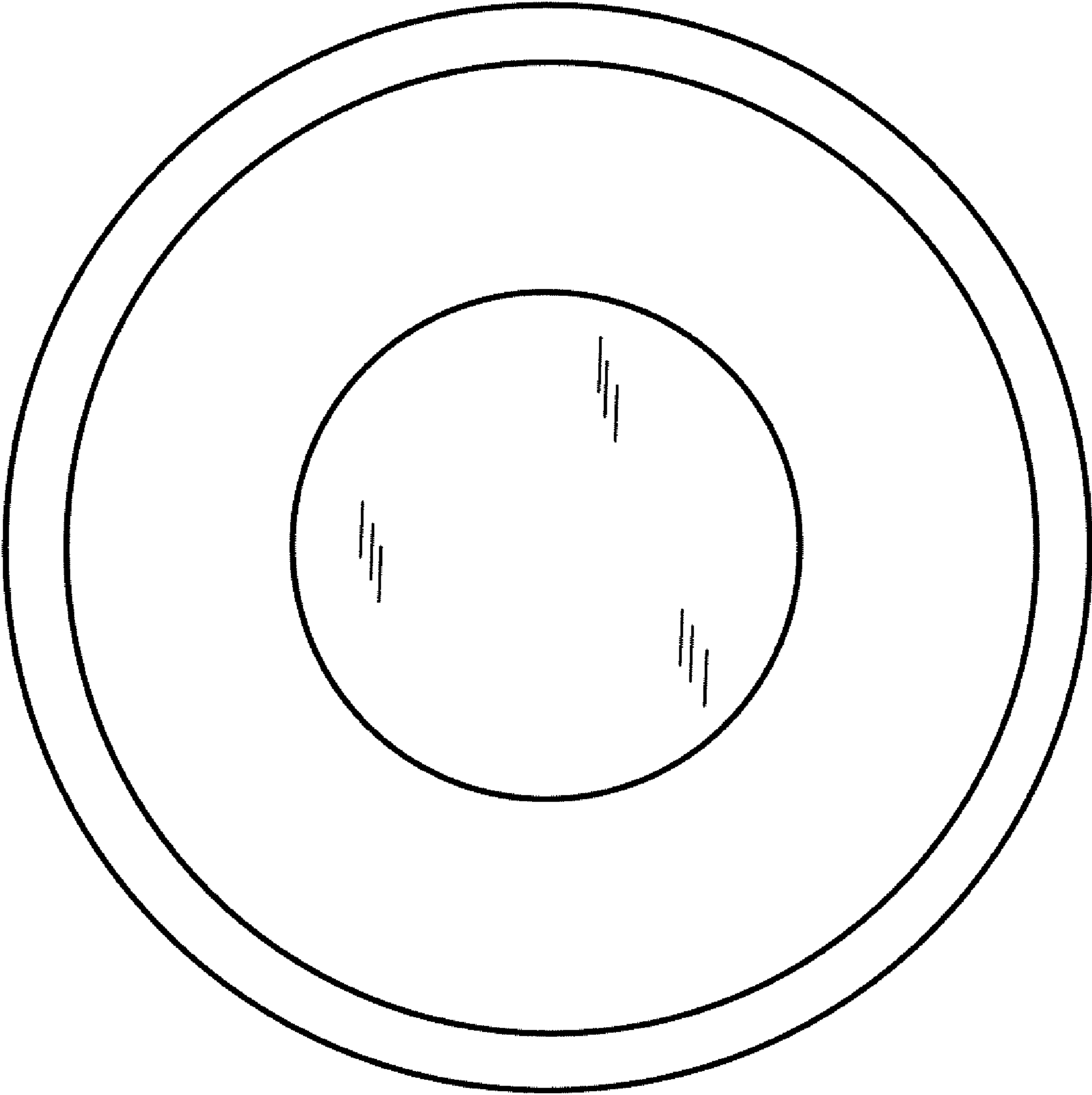


Fig. 2




Fig. 3

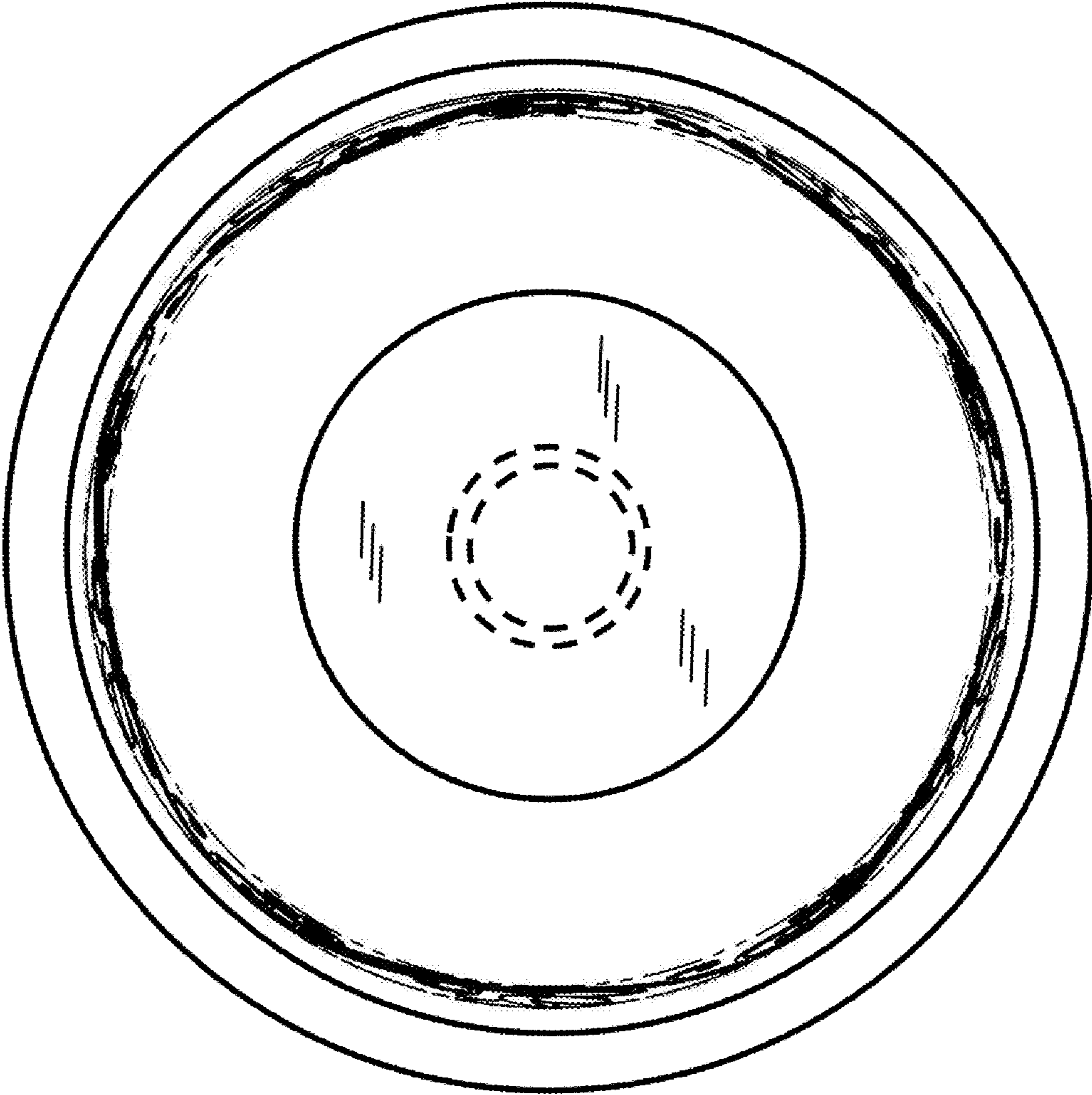


Fig. 4