



US00D619921S

(12) **United States Design Patent**  
**Schulz**

(10) **Patent No.:** **US D619,921 S**

(45) **Date of Patent:** **\*\* Jul. 20, 2010**

(54) **PLANT COVERING**

(75) Inventor: **Rolf Schulz**, Bremen (DE)

(73) Assignee: **Videx Meyer-Lueters GmbH & Co. KG**, Bassum (DE)

(\*\*) Term: **14 Years**

(21) Appl. No.: **29/318,762**

(22) Filed: **May 27, 2008**

(30) **Foreign Application Priority Data**

May 23, 2008 (CA) ..... 126107

(51) **LOC (9) Cl.** ..... **11-05**

(52) **U.S. Cl.** ..... **D11/129; D11/117; D11/127; D11/128**

(58) **Field of Classification Search** ..... D11/117, D11/118, 121, 124, 125, 127, 128, 129, 130, D11/131, 132, 133, 134, 136, 142, 143, 144, D11/145, 149, 150, 157, 158, 160; 428/7-11, 428/17-20

See application file for complete search history.

(56) **References Cited**

**U.S. PATENT DOCUMENTS**

D186,410	S	*	10/1959	Collins	.....	D9/617
2,911,025	A	*	11/1959	Paros	.....	206/423
D218,689	S	*	9/1970	Johnson	.....	D11/125
4,304,068	A	*	12/1981	Beder	.....	47/17
D327,234	S	*	6/1992	Vaughn	.....	D11/143
D332,420	S	*	1/1993	Mankey	.....	D11/121
D332,581	S	*	1/1993	Mankey	.....	D11/121
D332,761	S	*	1/1993	Mankey	.....	D11/121
D333,281	S	*	2/1993	Mankey	.....	D11/121

D334,340	S	*	3/1993	Parrish et al.	.....	D9/617
5,195,638	A	*	3/1993	Zinbarg	.....	206/457
D334,707	S	*	4/1993	Reed et al.	.....	D9/617
D339,764	S	*	9/1993	Reed et al.	.....	D11/125
D340,859	S	*	11/1993	Reed et al.	.....	D9/617
D342,462	S	*	12/1993	Wotton et al.	.....	D11/128
D346,344	S	*	4/1994	Vincent	.....	D11/130
D349,469	S	*	8/1994	Mitchell	.....	D11/130
D361,298	S	*	8/1995	Weder et al.	.....	D11/164
D366,228	S	*	1/1996	Weder et al.	.....	D11/164
D384,174	S	*	9/1997	Smith	.....	D26/25
D415,063	S	*	10/1999	Wims et al.	.....	D11/121
D422,239	S	*	4/2000	Deslaurier	.....	D11/145
D430,062	S	*	8/2000	Thomas	.....	D11/118

\* cited by examiner

*Primary Examiner*—Stella M Reid

*Assistant Examiner*—Elizabeth J Oswecki

(74) *Attorney, Agent, or Firm*—Fish & Richardson P.C.

(57) **CLAIM**

The ornamental design for a plant covering, substantially as shown and described.

**DESCRIPTION**

FIG. 1 is a front view of a plant covering showing my new design.


FIG. 2 is an alternate view of a plant covering shown in FIG. 1 with a widened base;

FIG. 3 is a front view thereof shown in use, the broken lines indicate a pot or stand for a plant, which does not form part of the claimed design.

FIG. 4 is a back view thereof shown in use; and,

FIG. 5 is a side view thereof shown in use.

**1 Claim, 3 Drawing Sheets**



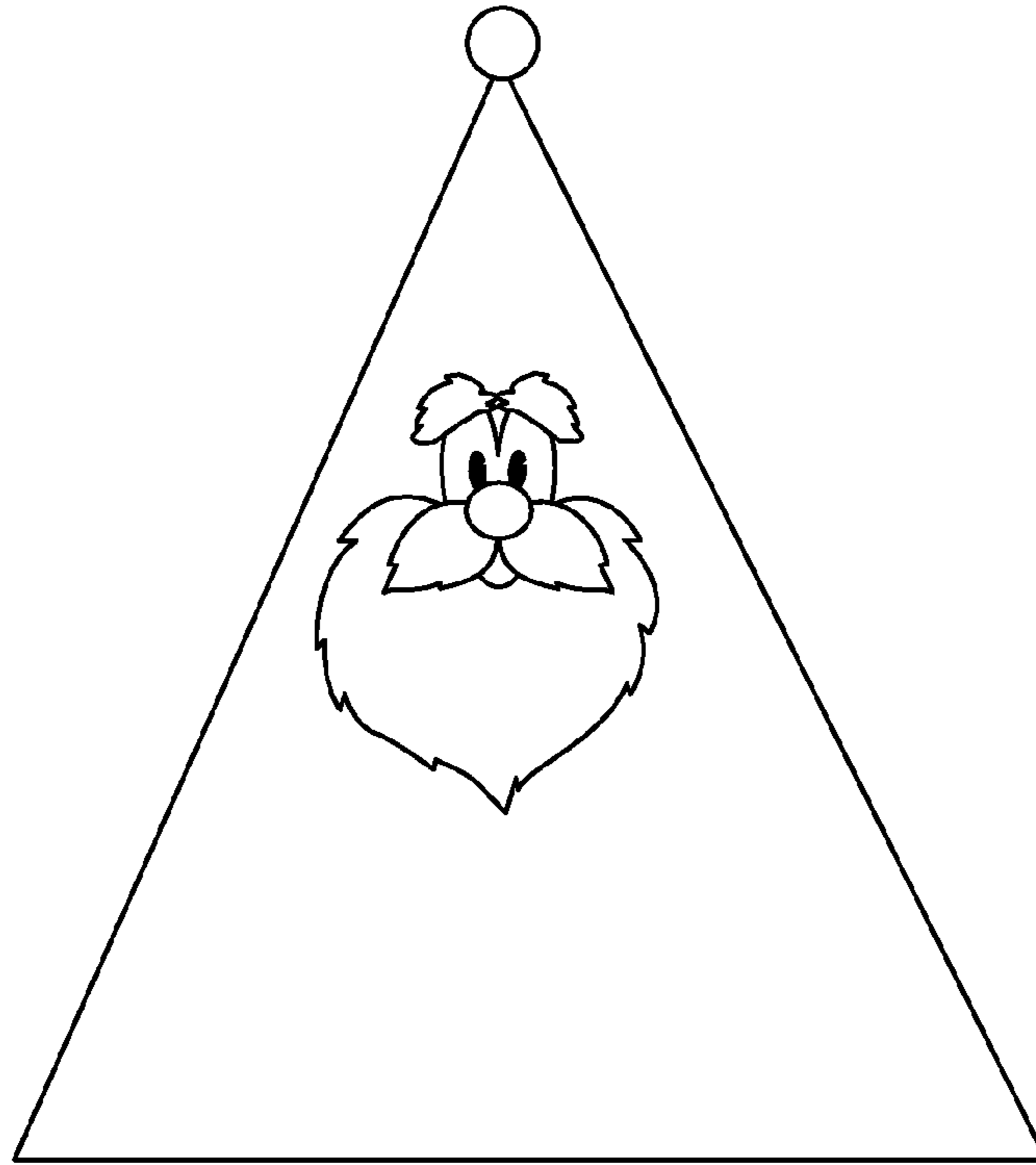


FIG. 1

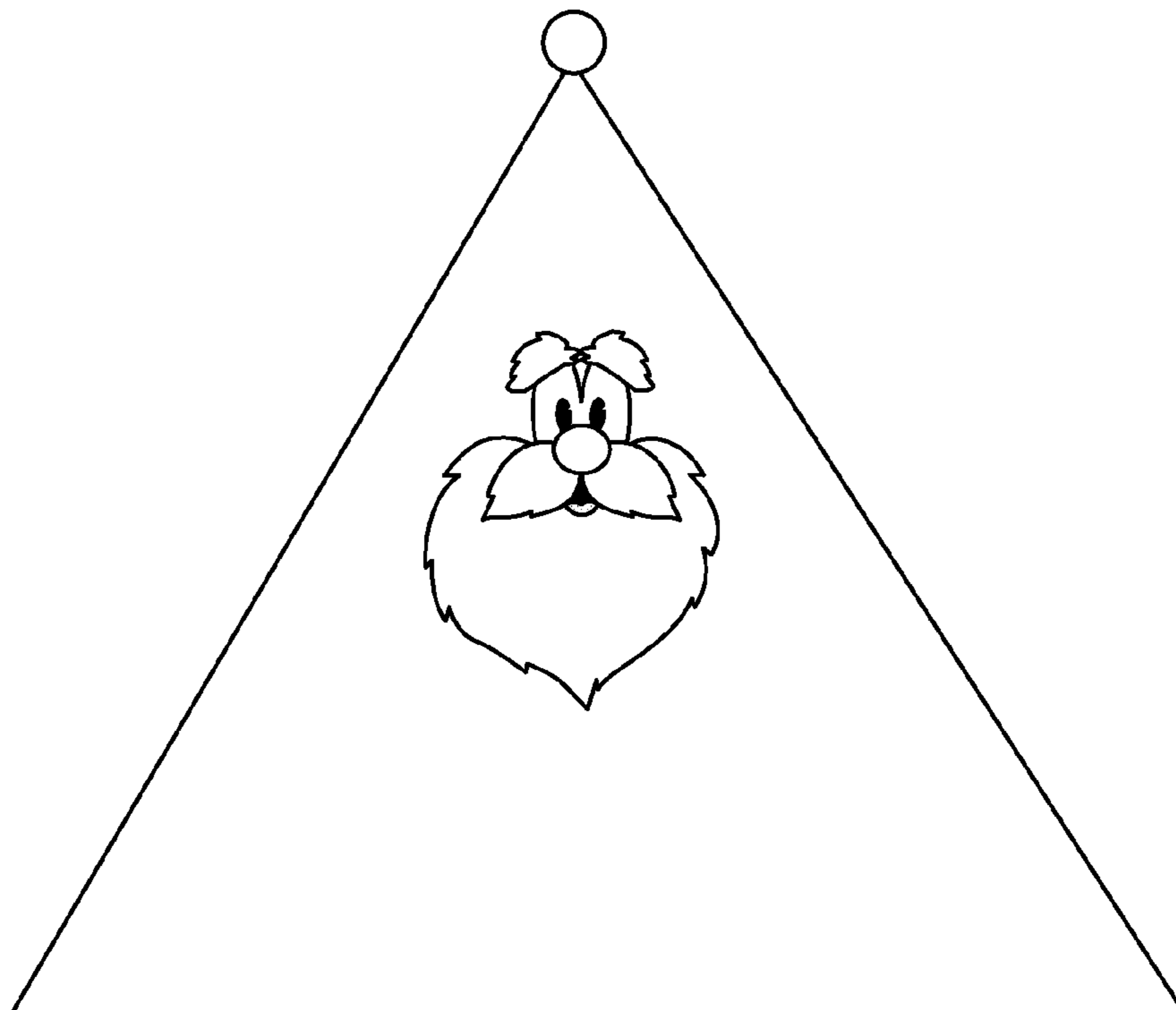


FIG. 2




FIG. 3

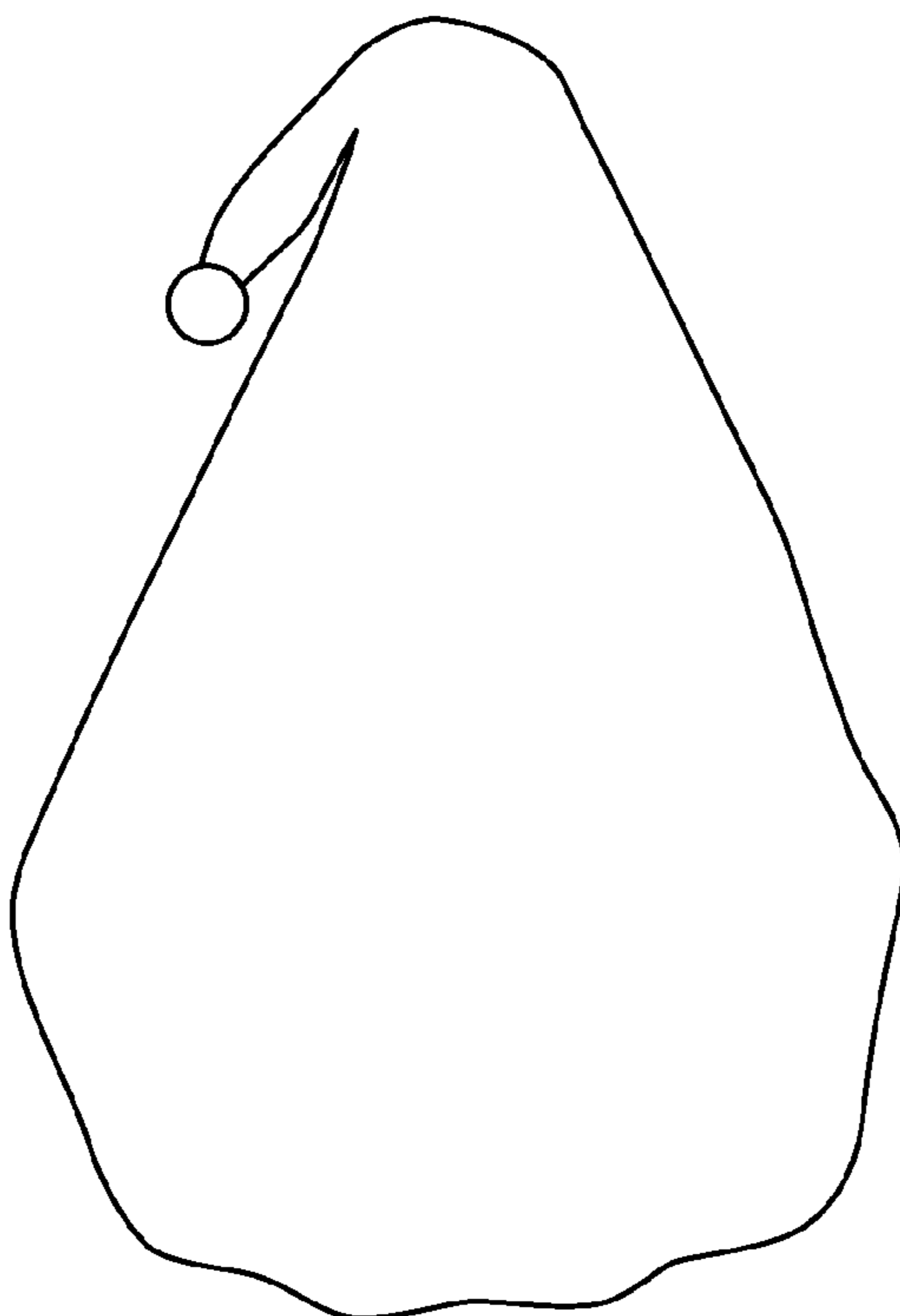


FIG. 4

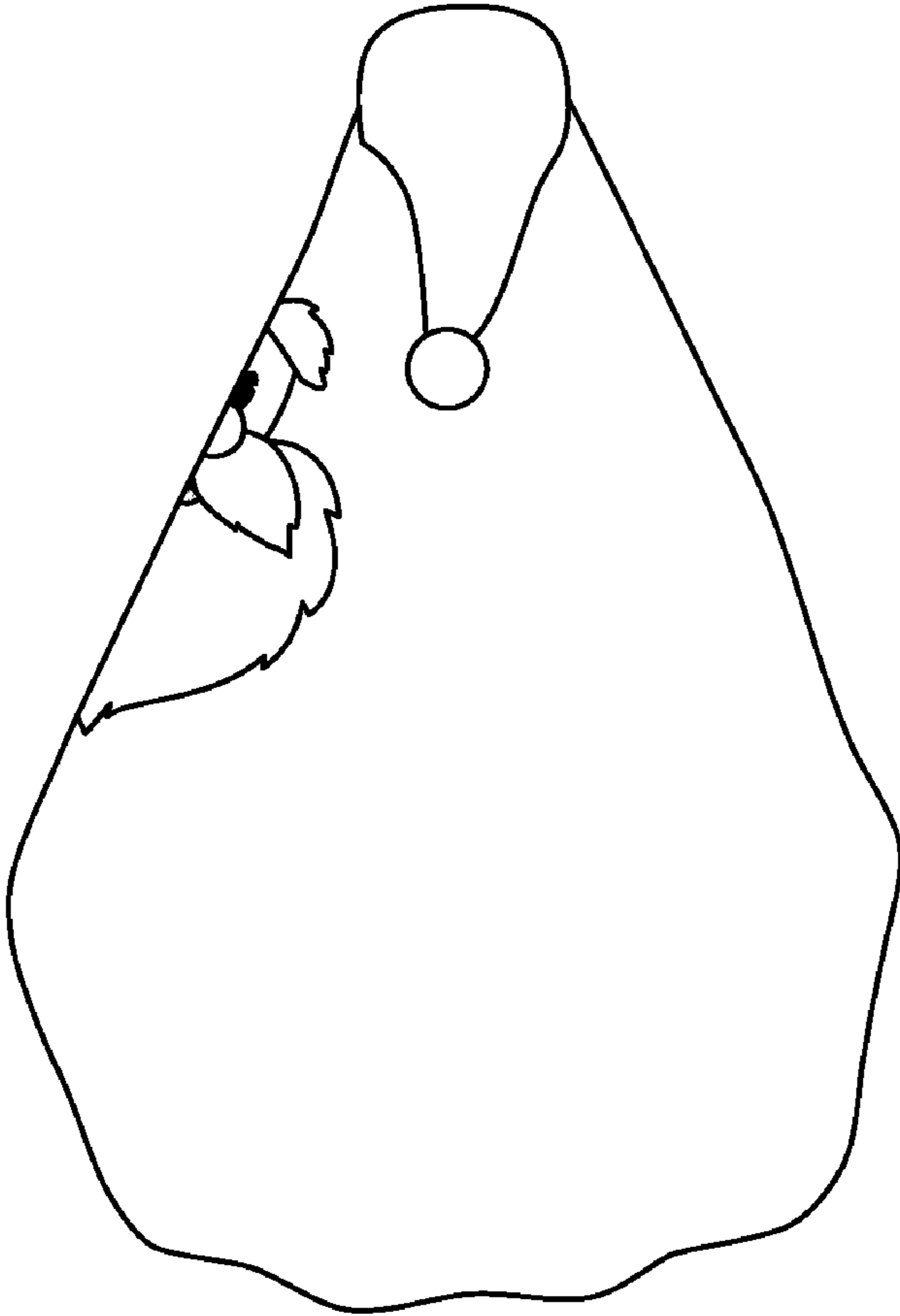


FIG. 5