



US00D619917S

(12) **United States Design Patent**  
**Nakai**

(10) **Patent No.:** **US D619,917 S**

(45) **Date of Patent:** **\*\* Jul. 20, 2010**

(54) **WRIST WATCH**

(75) Inventor: **Toshio Nakai**, Oume (JP)

(73) Assignee: **Casio Keisanki Kabushiki Kaisha**,  
Tokyo (JP)

(\*\*) Term: **14 Years**

(21) Appl. No.: **29/358,705**

(22) Filed: **Mar. 31, 2010**

(51) **LOC (9) Cl.** ..... **10-07**

(52) **U.S. Cl.** ..... **D10/128; D10/132**

(58) **Field of Classification Search** ..... D10/30-39,  
D10/122-132; 368/276, 281, 282, 285, 223,  
368/232, 239-242

See application file for complete search history.

(56) **References Cited**

**U.S. PATENT DOCUMENTS**

3,427,800	A *	2/1969	Blum	.....	368/223
D323,786	S *	2/1992	Ishizaka	.....	D10/38
D327,442	S *	6/1992	Yamamoto et al.	.....	D10/38
D327,443	S *	6/1992	Sugita et al.	.....	D10/38
D327,450	S *	6/1992	Nakai	.....	D10/38
D327,656	S *	7/1992	Sugita et al.	.....	D10/38
D339,531	S *	9/1993	Morishima	.....	D10/38
D354,239	S *	1/1995	Ishizaka	.....	D10/38
D360,836	S *	8/1995	Goto	.....	D10/38
D452,175	S *	12/2001	Finazzi	.....	D10/39
D536,996	S *	2/2007	Loth	.....	D10/32

D540,195	S *	4/2007	Nussbaumer	.....	D10/31
D542,155	S *	5/2007	Yamamoto et al.	.....	D10/31
D558,631	S *	1/2008	Nataf	.....	D10/126
D565,988	S *	4/2008	Nataf	.....	D10/126
D574,263	S *	8/2008	Loth	.....	D10/38
D574,734	S *	8/2008	Loth	.....	D10/38
D612,749	S *	3/2010	Loth	.....	D10/32

\* cited by examiner

*Primary Examiner*—Lucy Lieberman

(74) *Attorney, Agent, or Firm*—Frishauf, Holtz, Goodman & Chick, P.C.

(57) **CLAIM**

The ornamental design for a wrist watch, as shown and described.

**DESCRIPTION**

FIG. 1 is a front, left side, bottom perspective view of a wrist watch showing my new design;

FIG. 2 is a front elevational view thereof;

FIG. 3 is a rear elevational view thereof;

FIG. 4 is a left side view thereof;

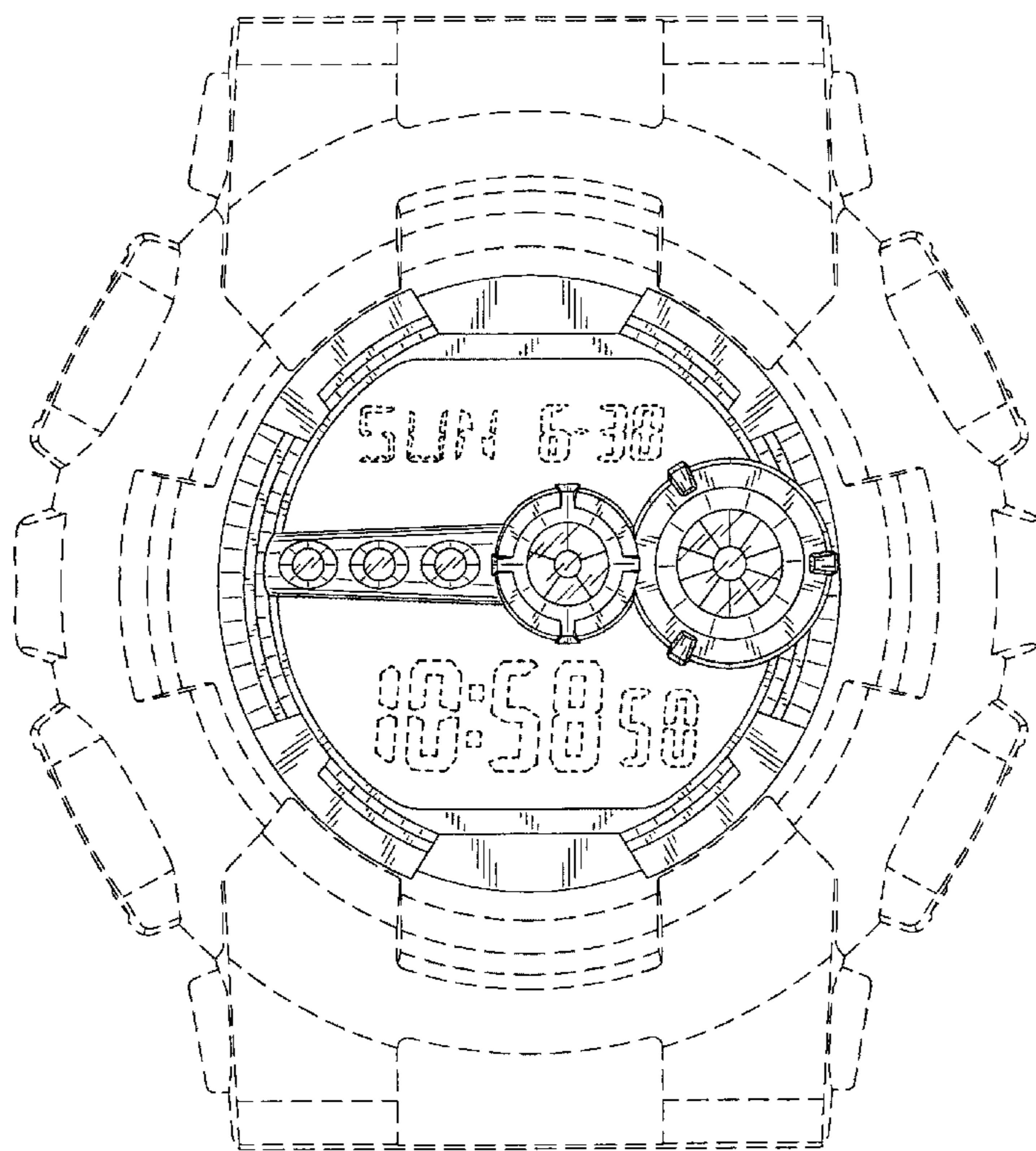
FIG. 5 is a right side view thereof;

FIG. 6 is a top plan view thereof; and,

FIG. 7 is a bottom plan view thereof.

The portions in broken lines are shown for illustrative purposes only and form no part of the claimed design.

**1 Claim, 6 Drawing Sheets**



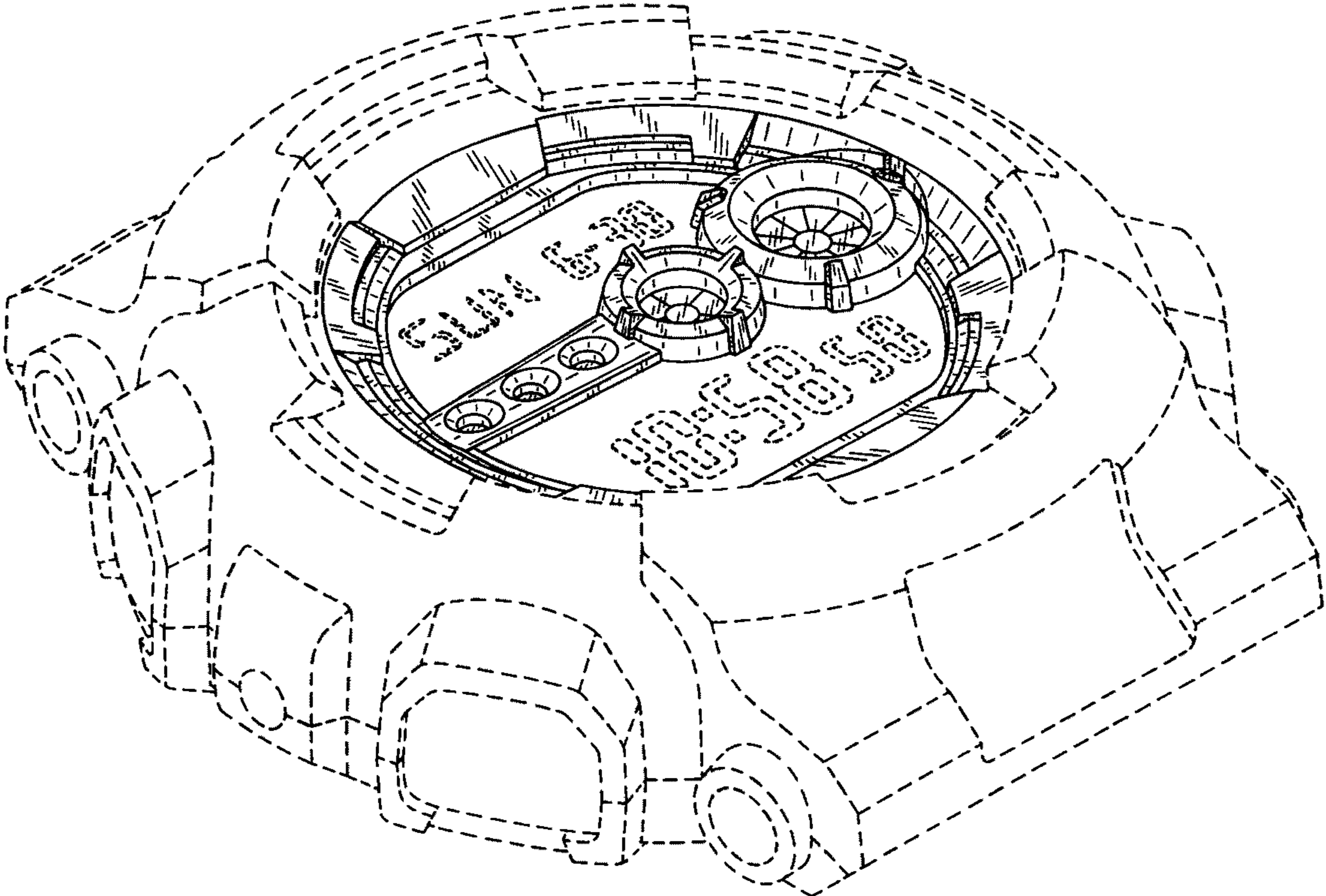


FIG. 1

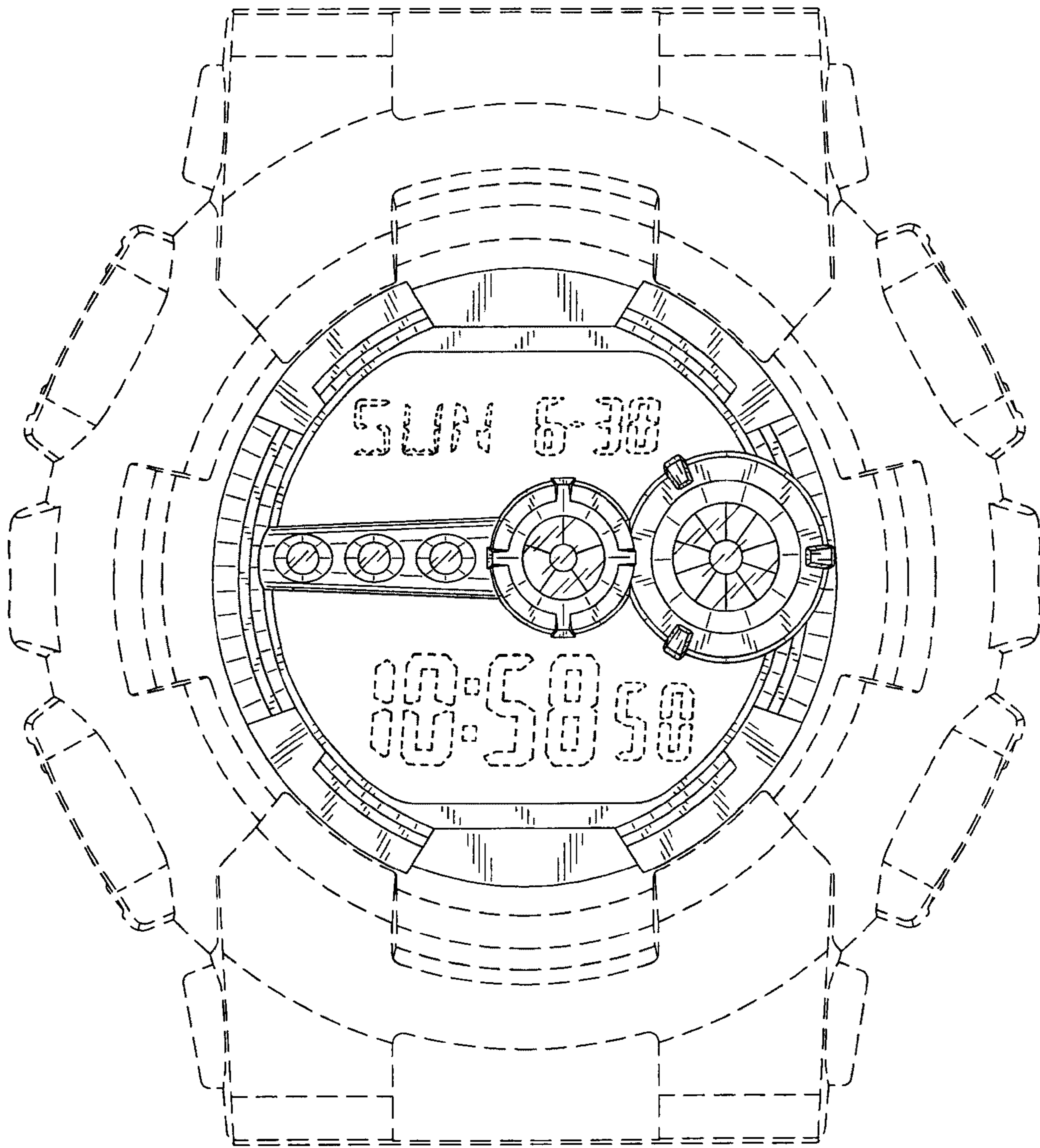


FIG. 2



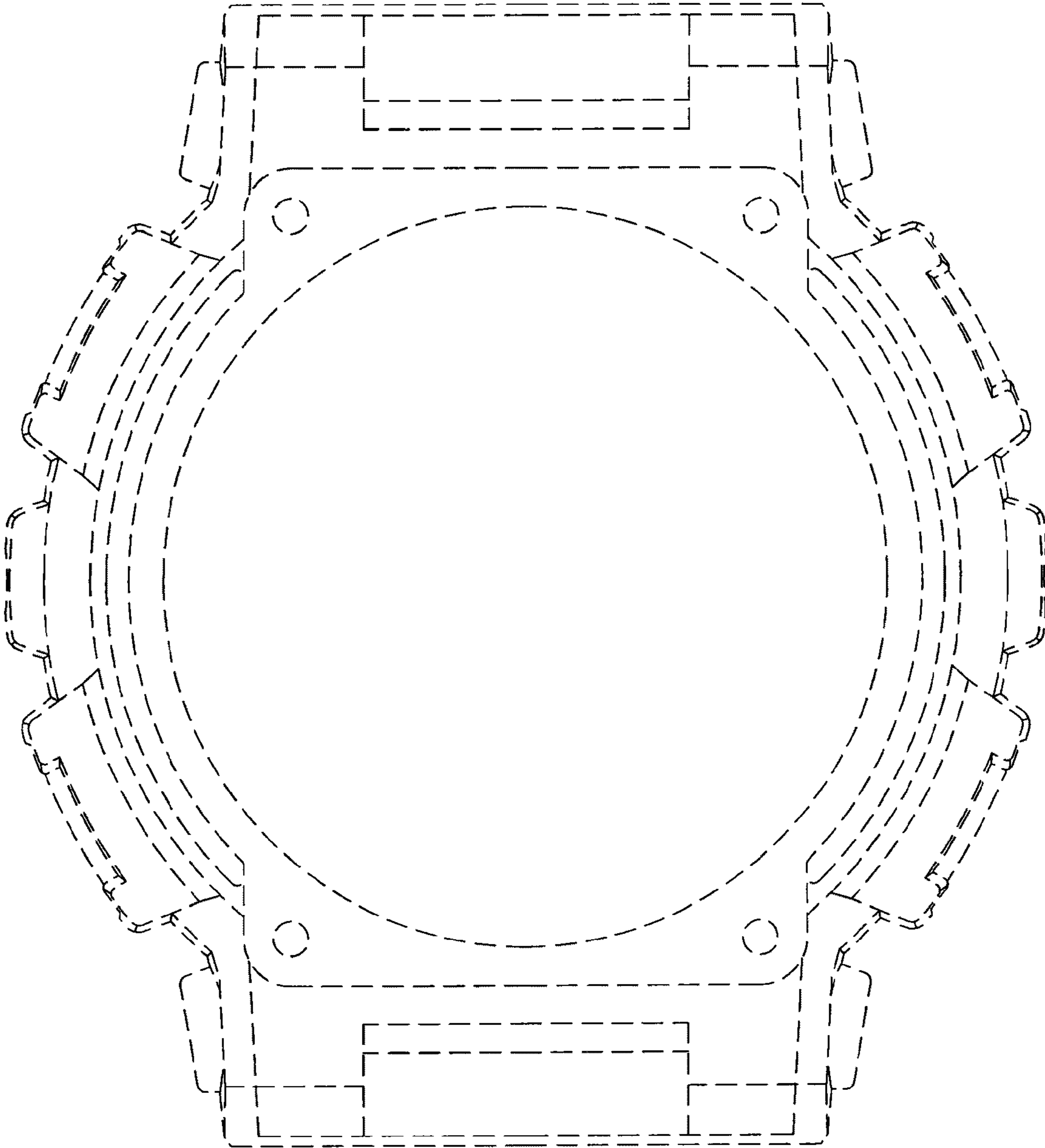
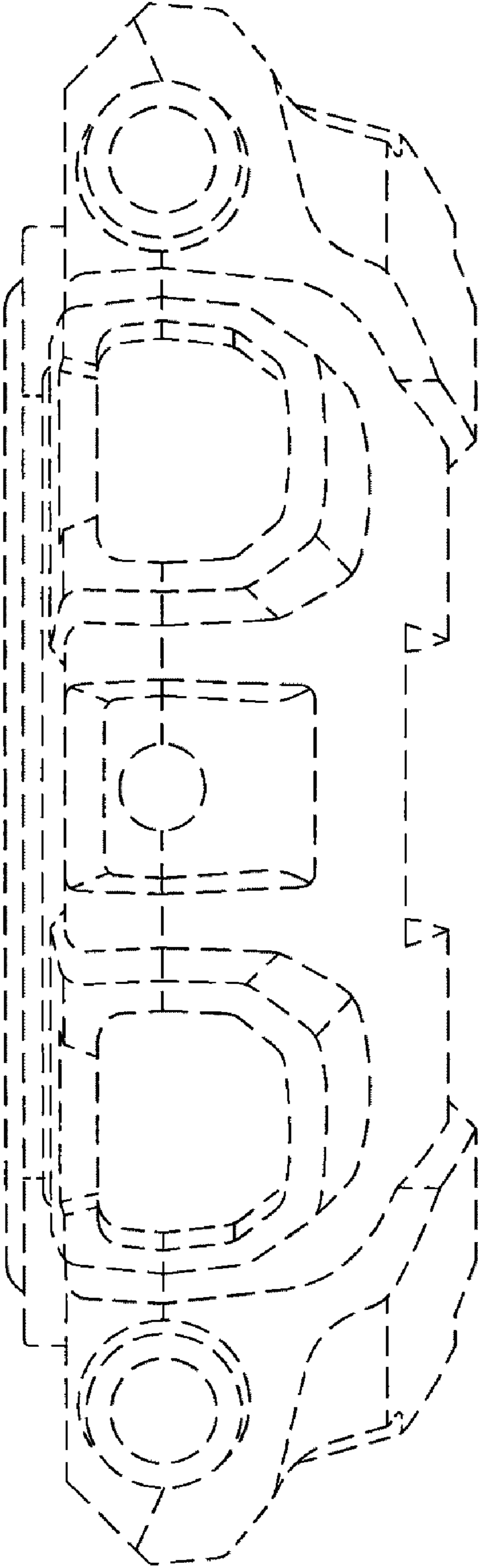
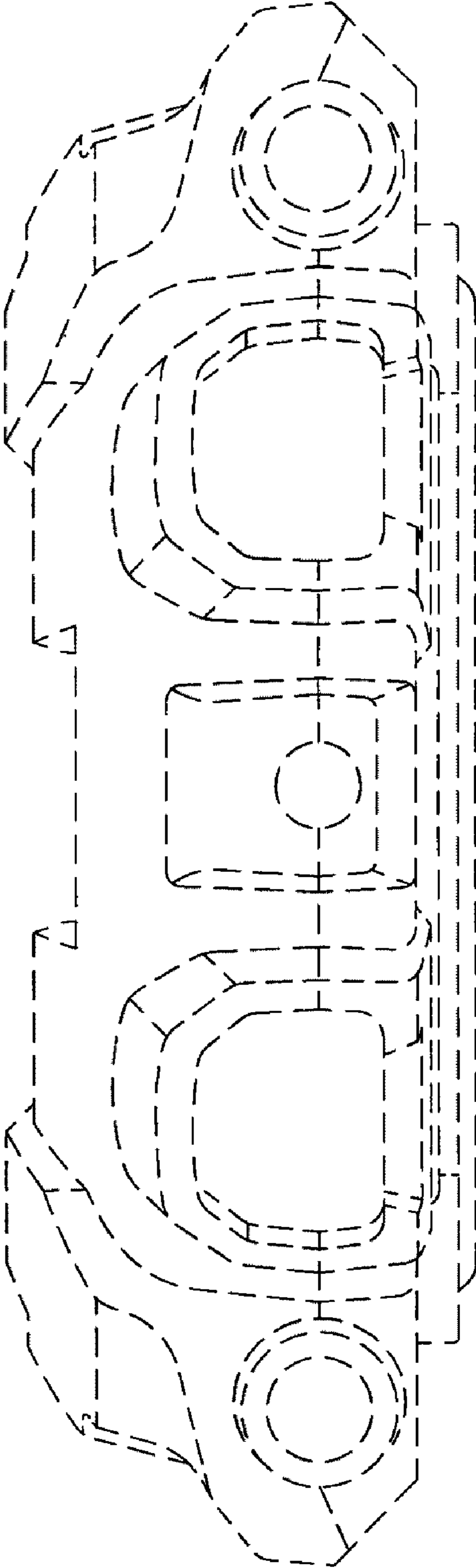


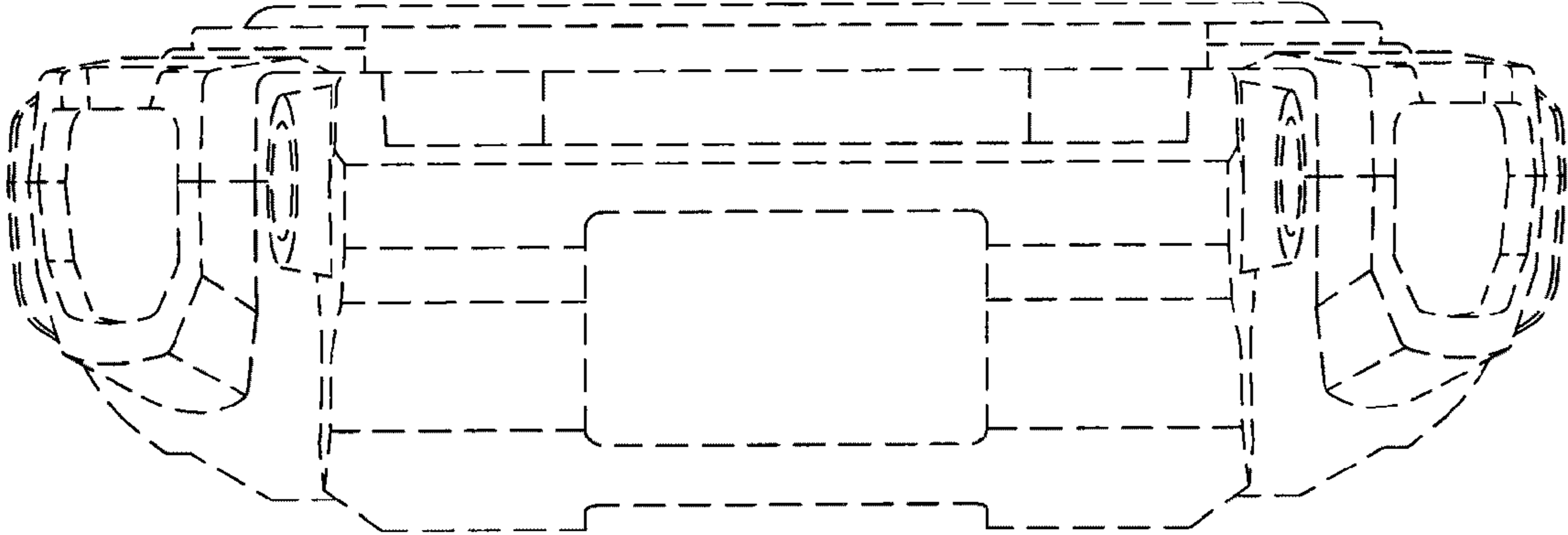
FIG. 3



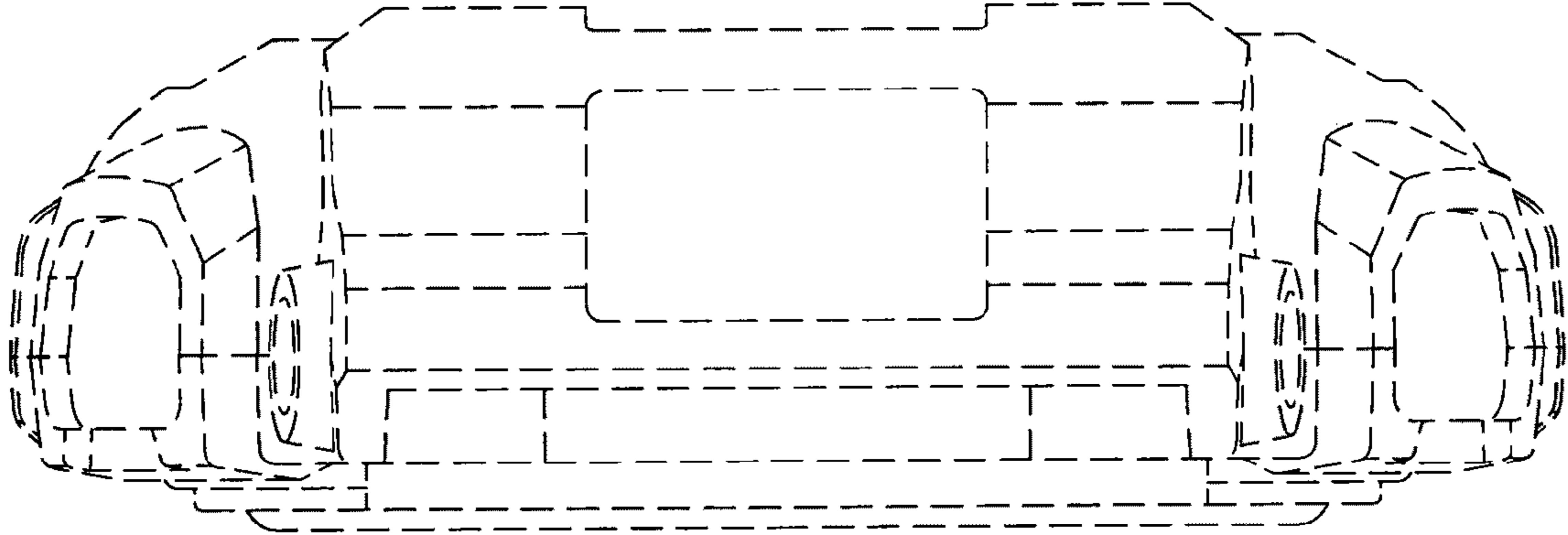
**FIG. 4**



**FIG. 5**



**FIG. 6**



**FIG. 7**