



US00D619910S

(12) **United States Design Patent**  
**Stekelenburg**

(10) **Patent No.:** **US D619,910 S**  
(45) **Date of Patent:** **\*\* Jul. 20, 2010**

(54) **ADJUSTABLE TIMER HOUSING**

(76) Inventor: **Albert Stekelenburg**, 8 Fl., 102  
Kuang-Fu S. Rd., Taipei (TW)

(\*\*) Term: **14 Years**

(21) Appl. No.: **29/353,953**

(22) Filed: **Jan. 16, 2010**

(51) **LOC (9) Cl.** ..... **10-03**

(52) **U.S. Cl.** ..... **D10/40**

(58) **Field of Classification Search** ..... D10/40;  
D13/138.1, 137.1, 137.3, 139.8, 139.6, 162,  
D13/162.1; 368/107-123; 307/141, 141.4;  
200/38 R, 33 R, 38 D, 38 A, 38 F  
See application file for complete search history.

(56) **References Cited**

**U.S. PATENT DOCUMENTS**

2,443,367	A *	6/1948	Aguilar et al.	.....	439/652
3,728,500	A *	4/1973	Ingram	.....	200/38 FB
3,925,629	A *	12/1975	Albinger, Jr.	.....	200/38 R
D241,524	S *	9/1976	Haggstrom	.....	D10/40
3,997,742	A *	12/1976	Marquis	.....	200/38 FB
D246,159	S *	10/1977	Podall	.....	D10/40
4,311,886	A *	1/1982	Rulseh	.....	200/38 R
4,549,154	A *	10/1985	Thoma	.....	335/87
5,699,320	A *	12/1997	Wan	.....	368/10
5,715,214	A *	2/1998	Svarnias	.....	368/10
D405,376	S *	2/1999	Stekelenburg	.....	D10/40
D449,233	S *	10/2001	Stekelenburg	.....	D10/40
D449,541	S *	10/2001	Stekelenburg	.....	D10/40
6,356,425	B1 *	3/2002	Jung	.....	361/93.8
6,625,089	B2 *	9/2003	Stekelenburg	.....	368/107

6,826,127	B2 *	11/2004	Stekelenburg	.....	368/107
D513,999	S *	1/2006	Echito et al.	.....	D10/40
D525,540	S *	7/2006	Stekelenburg	.....	D10/40
D534,086	S *	12/2006	Stekelenburg	.....	D10/40
D534,439	S *	1/2007	Stekelenburg	.....	D10/40
D565,434	S *	4/2008	Stekelenburg	.....	D10/40
D569,743	S *	5/2008	Lidong et al.	.....	D10/40
D579,794	S *	11/2008	Stekelenburg	.....	D10/40
D581,293	S *	11/2008	Stekelenburg	.....	D10/40
D582,794	S *	12/2008	Stekelenburg	.....	D10/40
D582,795	S *	12/2008	Stekelenburg	.....	D10/40
D599,222	S *	9/2009	Bialek-Wester	.....	D10/40

\* cited by examiner

*Primary Examiner*—Lucy Lieberman  
(74) *Attorney, Agent, or Firm*—Guice Patents PLLC

(57) **CLAIM**

The ornamental design for an adjustable timer housing, as shown and described.

**DESCRIPTION**

FIG. 1 is a top view of an adjustable timer housing showing my new design;

FIG. 2 is a front view thereof;

FIG. 3 is a right side elevational view thereof;

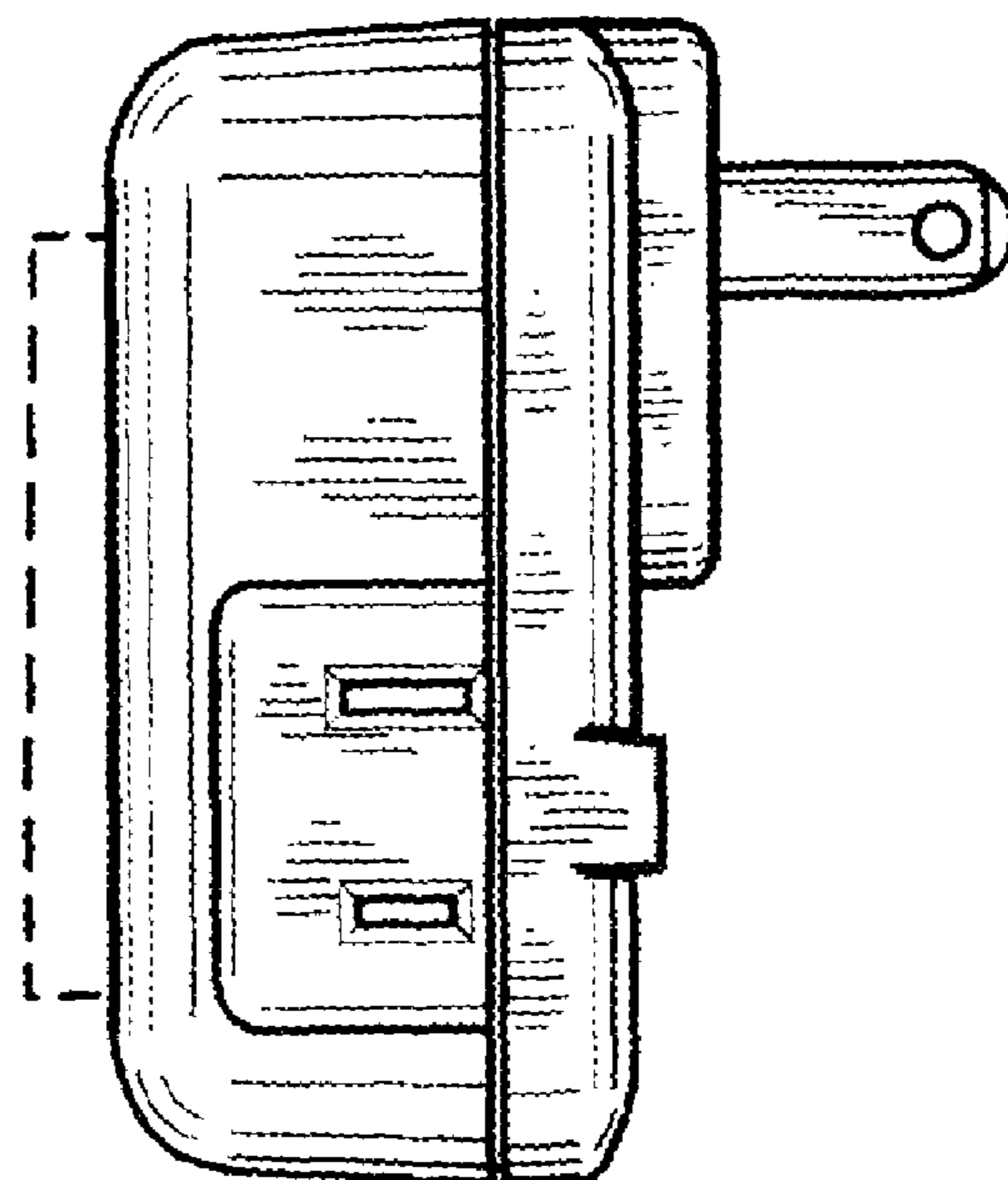
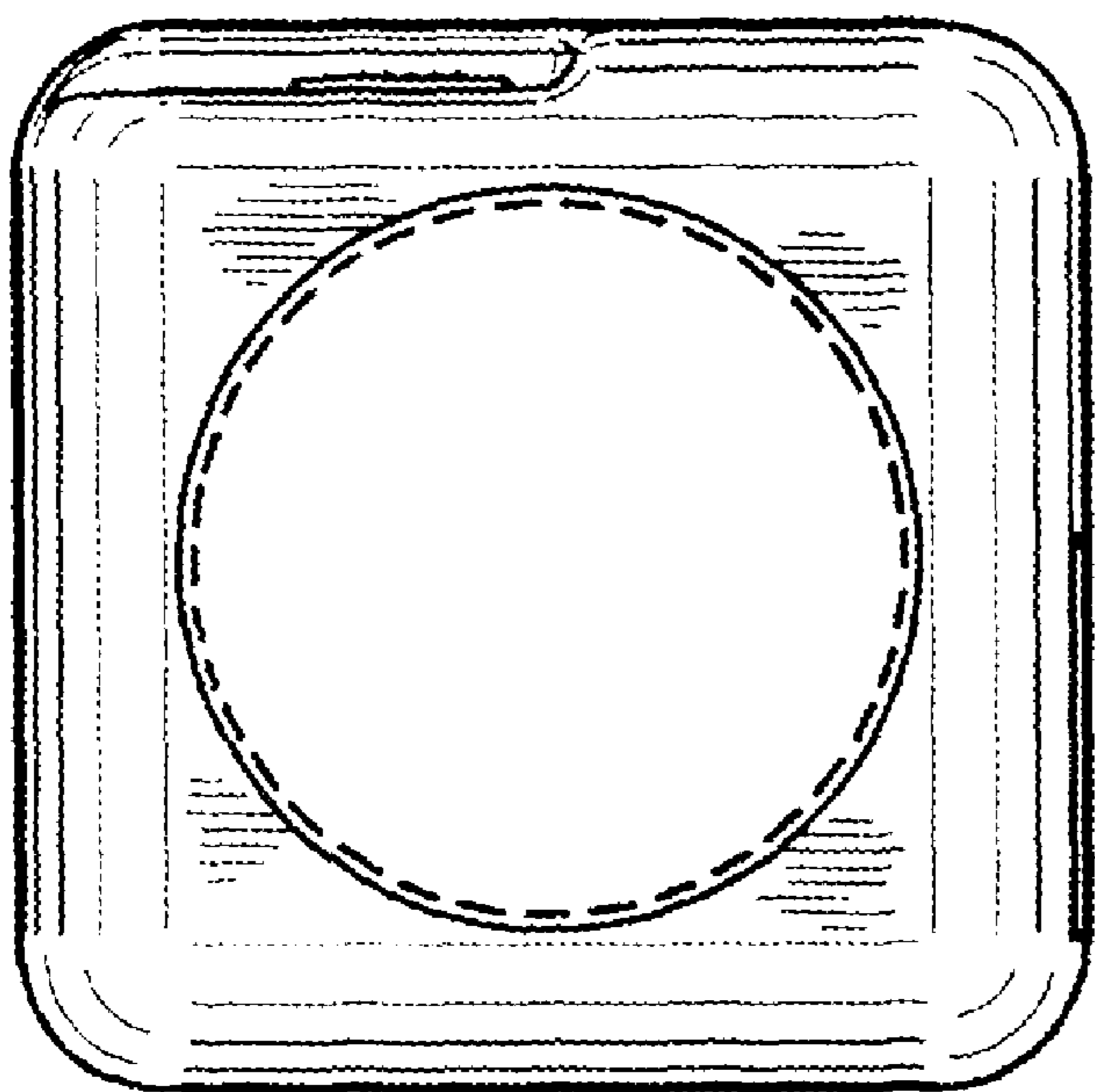
FIG. 4 is a bottom view thereof;

FIG. 5 is a left side view thereof; and,

FIG. 6 is a rear view thereof.

The broken lines shown in FIGS. 1 through 5 are for illustrative purpose only and do not form part of the claimed design.

**1 Claim, 2 Drawing Sheets**



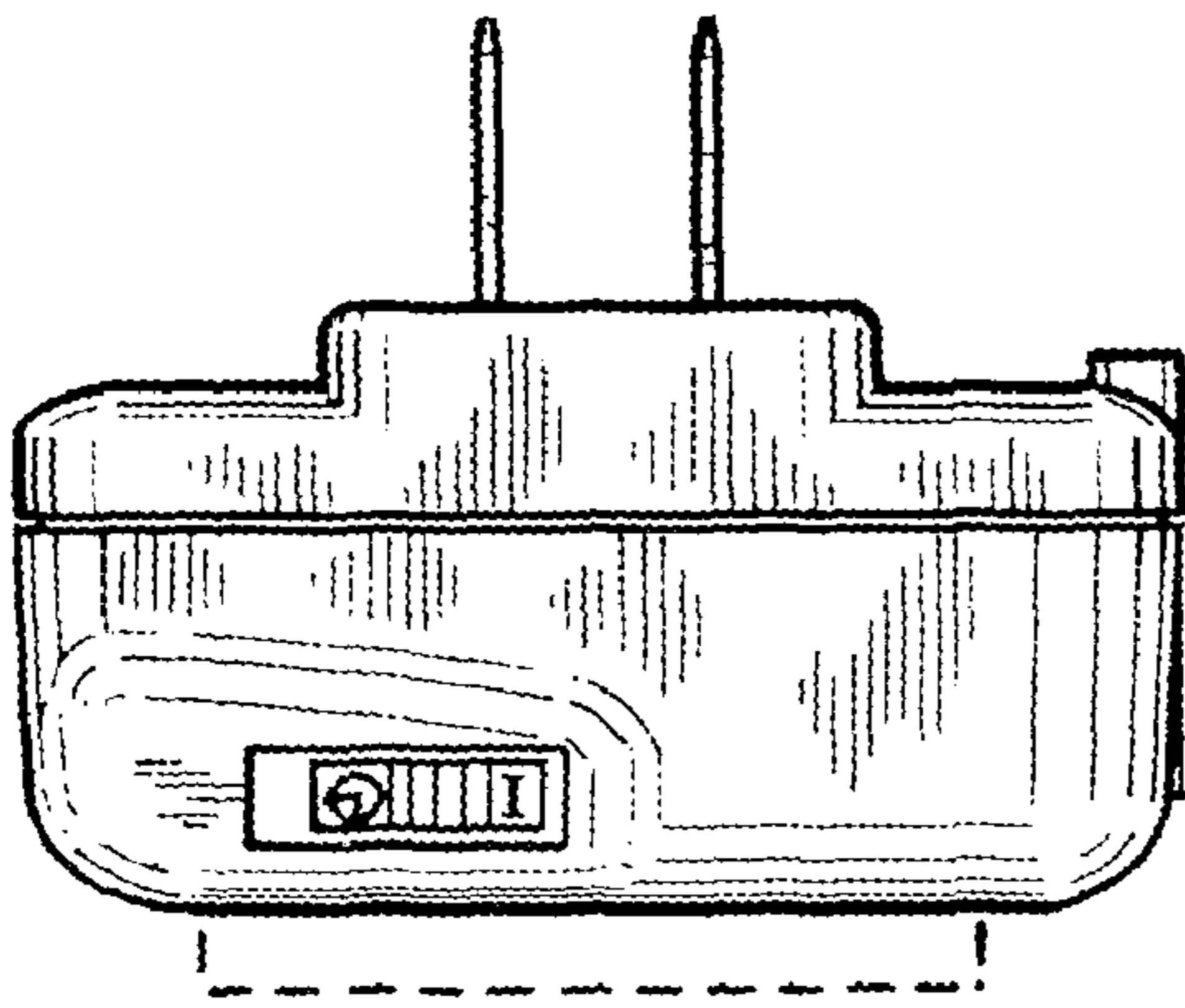


FIG. 1

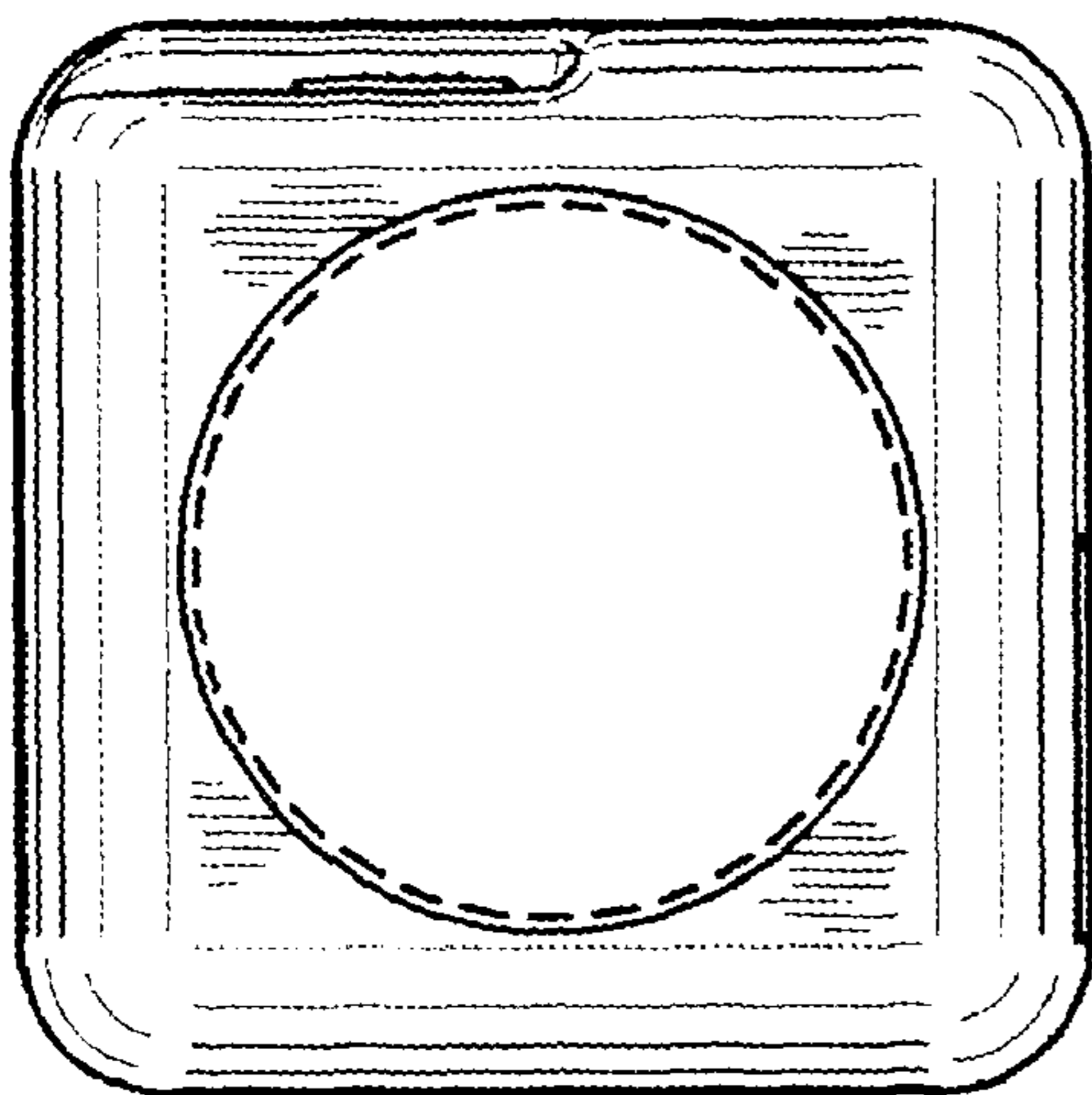


FIG. 2

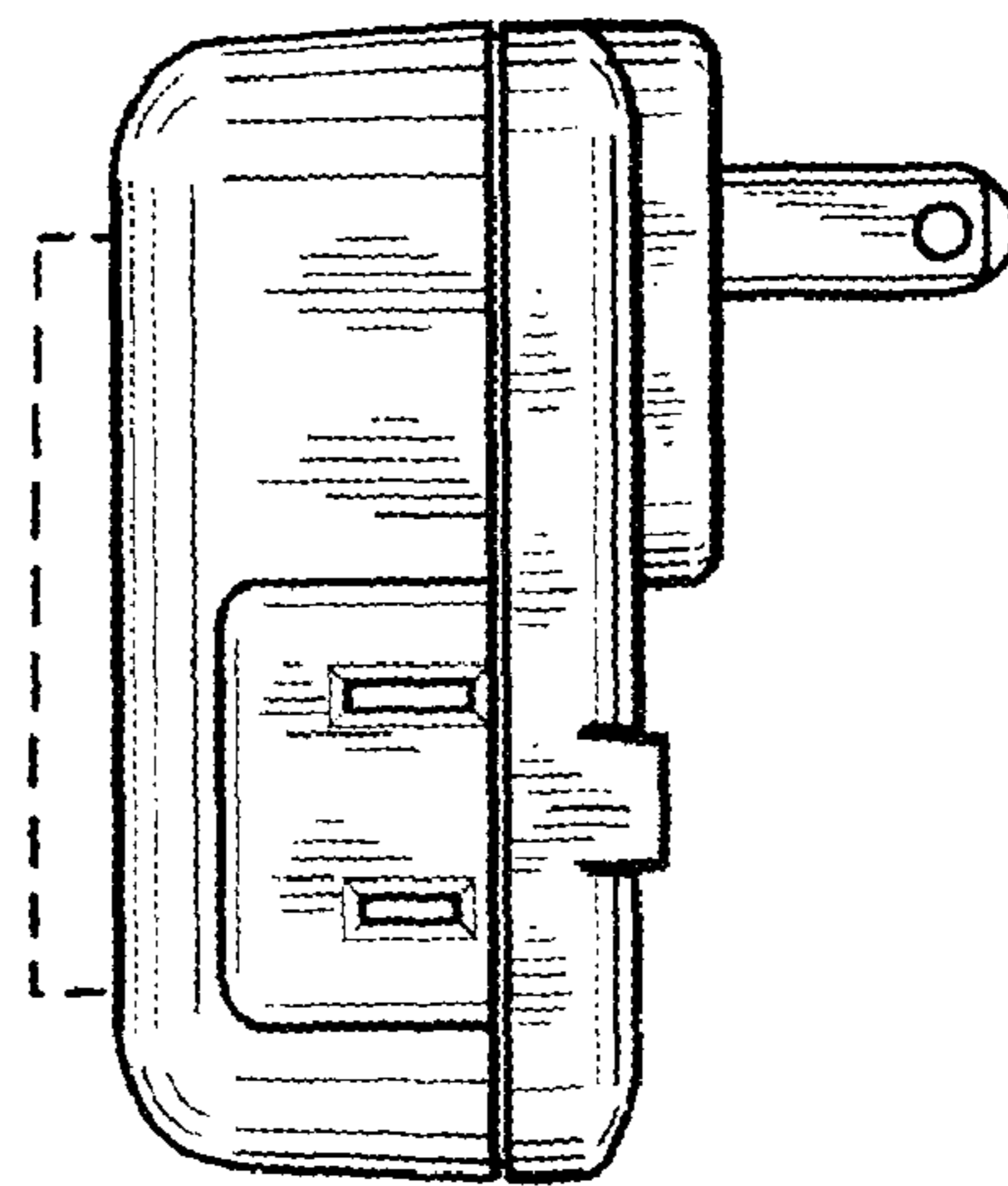


FIG. 3

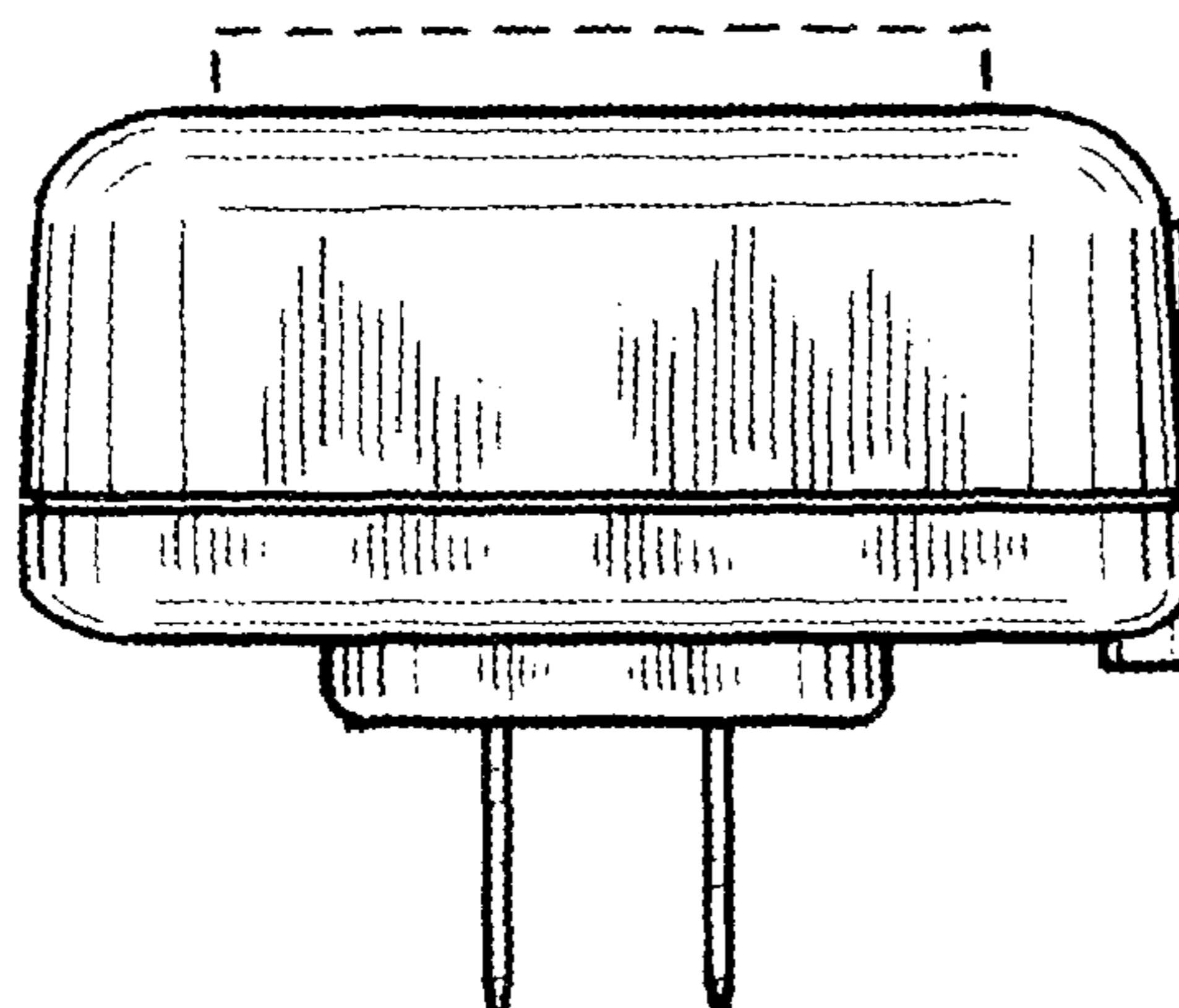


FIG. 4

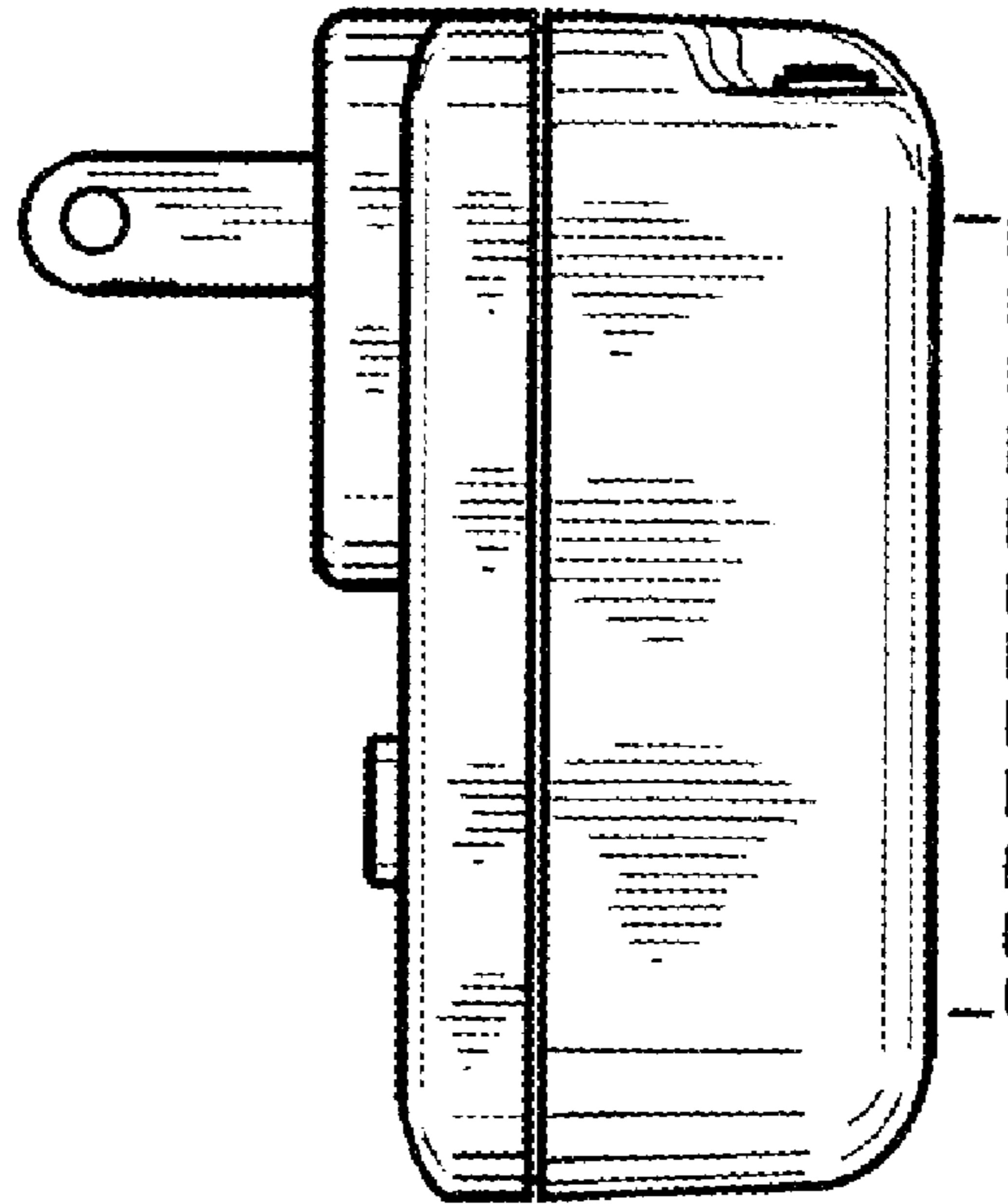


FIG. 5

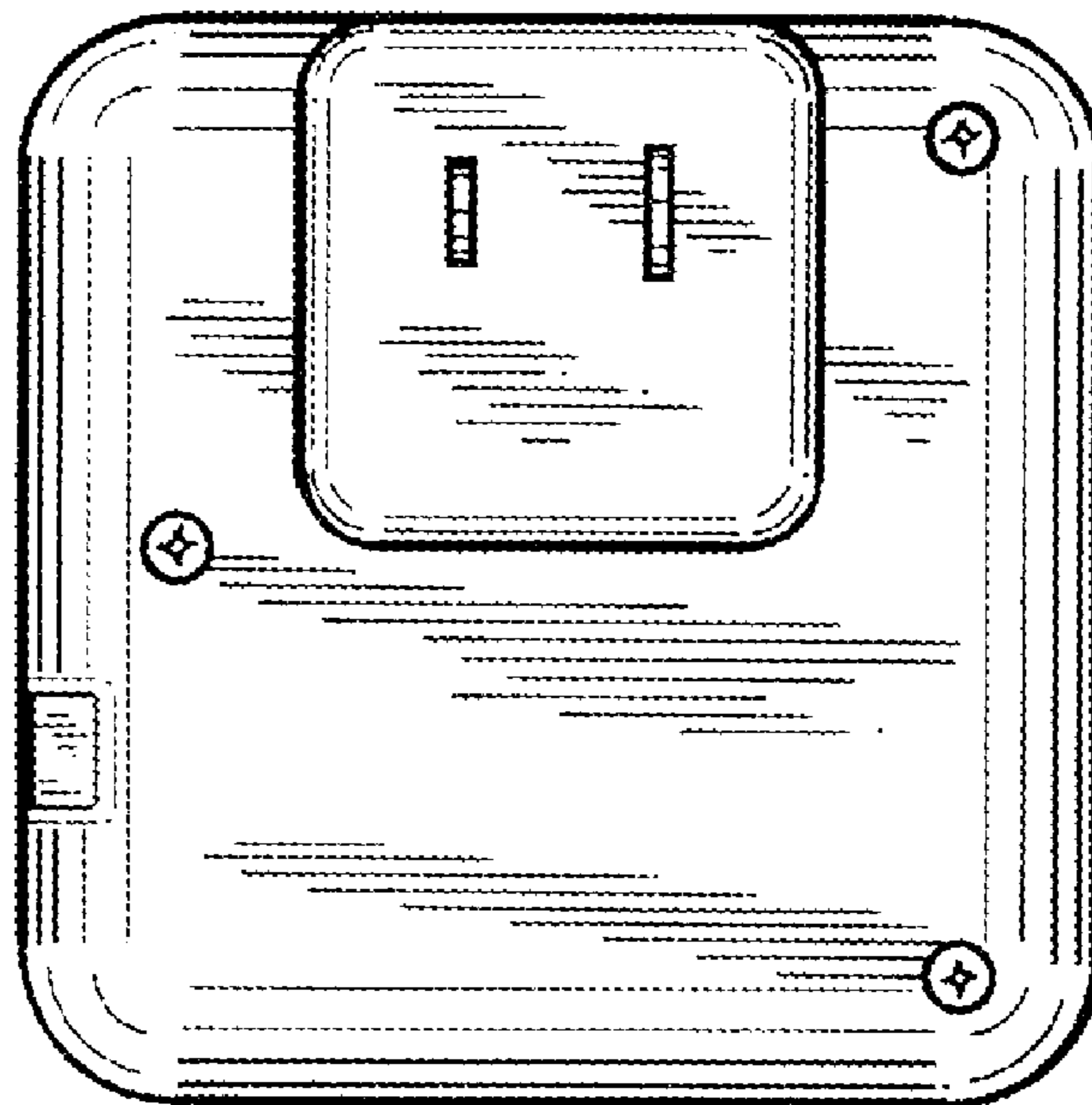


FIG. 6