



US00D619909S

(12) **United States Design Patent**
Moriai et al.

(10) **Patent No.:** **US D619,909 S**
(45) **Date of Patent:** **** Jul. 20, 2010**

(54) **WRIST WATCH**

(75) Inventors: **Ryusuke Moriai**, Ome (JP); **Akira Tanaka**, Akishima (JP)

(73) Assignee: **Casio Keisanki Kabushiki Kaisha**, Tokyo (JP)

(**) Term: **14 Years**

(21) Appl. No.: **29/356,823**

(22) Filed: **Mar. 3, 2010**

(30) **Foreign Application Priority Data**

Sep. 15, 2009 (JP) 2009-021341

(51) **LOC (9) Cl.** **10-02**

(52) **U.S. Cl.** **D10/39**

(58) **Field of Classification Search** D10/30-39;
368/276, 281, 282, 285, 80, 223, 28-30,
368/228, 232

See application file for complete search history.

(56) **References Cited**

U.S. PATENT DOCUMENTS

D378,740 S *	4/1997	Yamamoto et al.	D10/38
D394,397 S *	5/1998	Goto	D10/30
D396,418 S *	7/1998	Goto	D10/30
D402,566 S *	12/1998	Moriai	D10/30
D403,252 S *	12/1998	Hanagata	D10/38
D407,025 S *	3/1999	Hanagata	D10/30
D418,430 S *	1/2000	Moriai	D10/30
D426,778 S *	6/2000	Kojima	D10/30
D427,082 S *	6/2000	Kojima	D10/30
D427,917 S *	7/2000	Hanagata	D10/30
D429,467 S *	8/2000	Kojima	D10/30
D434,988 S *	12/2000	Kojima	D10/30

D451,823 S *	12/2001	Moriai	D10/30
D479,691 S *	9/2003	Goto	D10/30
D504,829 S *	5/2005	Moriai	D10/30
D525,882 S *	8/2006	Yamamoto et al.	D10/38
D526,213 S *	8/2006	Moriai et al.	D10/38
D526,216 S *	8/2006	Tomimatsu	D10/39
D526,578 S *	8/2006	Ikezu et al.	D10/38
D526,579 S *	8/2006	Moriai et al.	D10/38
D527,282 S *	8/2006	Nakai et al.	D10/38
D536,626 S *	2/2007	Kachi	D10/31
D536,995 S *	2/2007	Oshita	D10/31
D537,367 S *	2/2007	Oshita	D10/31
D537,368 S *	2/2007	Oshita	D10/31
D540,698 S *	4/2007	Tomimatsu et al.	D10/38
D541,180 S *	4/2007	Umebayashi	D10/38
D542,155 S *	5/2007	Yamamoto et al.	D10/31
D546,710 S *	7/2007	Watanabe et al.	D10/31

* cited by examiner

Primary Examiner—Lucy Lieberman

(74) *Attorney, Agent, or Firm*—Frishauf, Holtz, Goodman & Chick, P.C.

(57) **CLAIM**

The ornamental design for a wrist watch, as shown.

DESCRIPTION

FIG. 1 is a front, left side, bottom perspective view of a wrist watch showing our new design;

FIG. 2 is a front elevational view thereof;

FIG. 3 is a rear elevational view thereof;

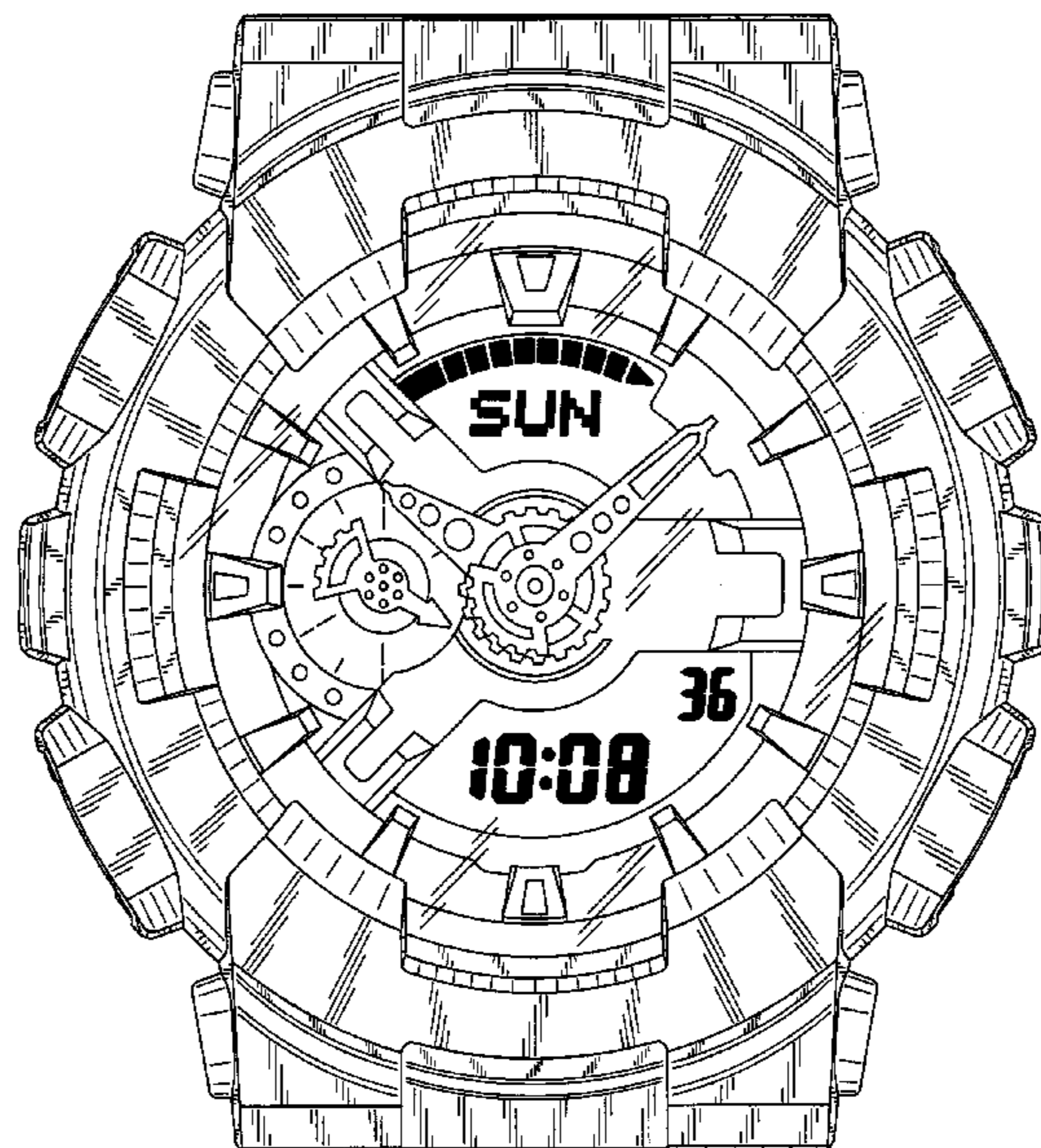
FIG. 4 is a left side view thereof;

FIG. 5 is a right side view thereof;

FIG. 6 is a top plan view thereof; and,

FIG. 7 is a bottom plan view thereof.

1 Claim, 6 Drawing Sheets



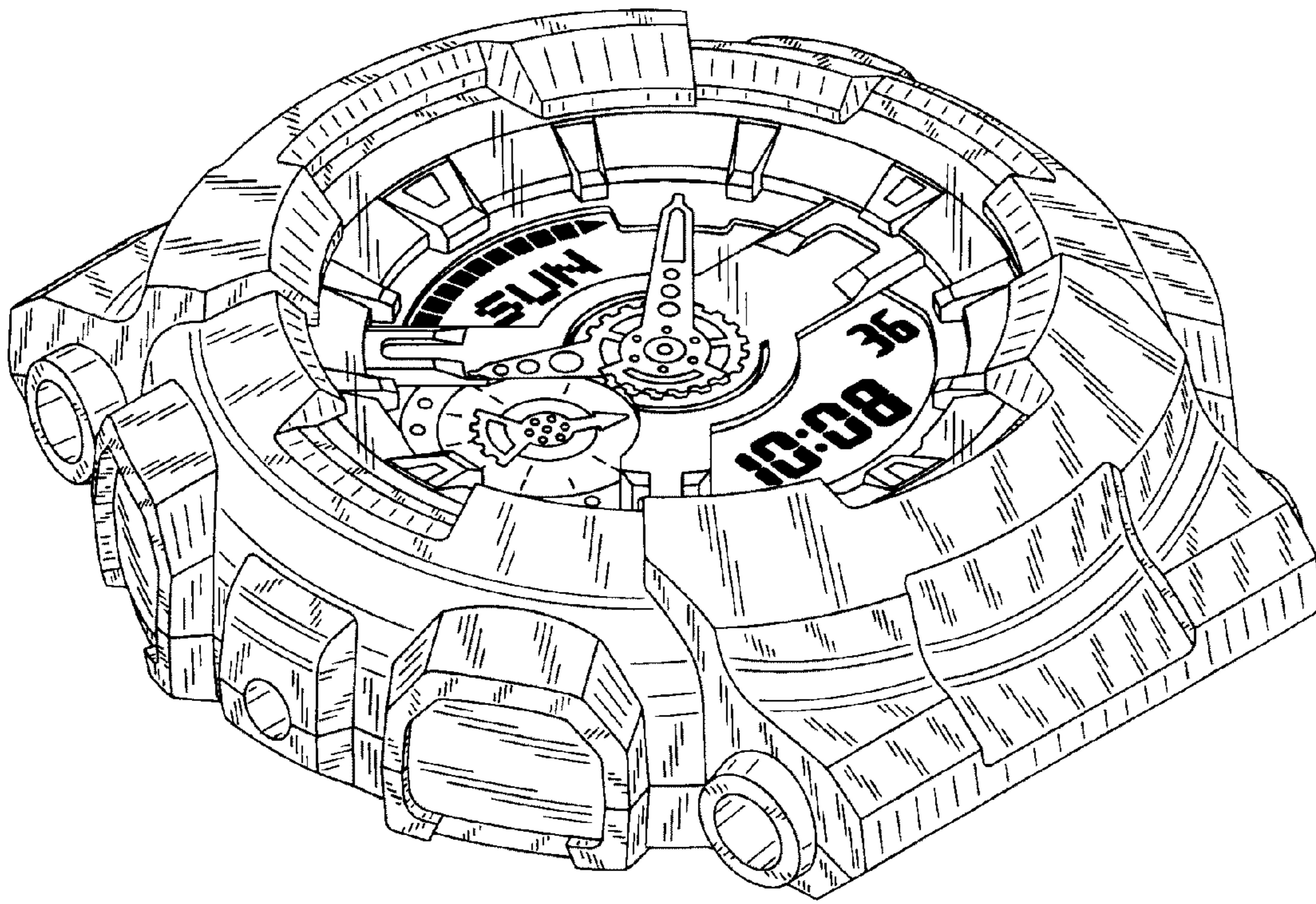


FIG. 1

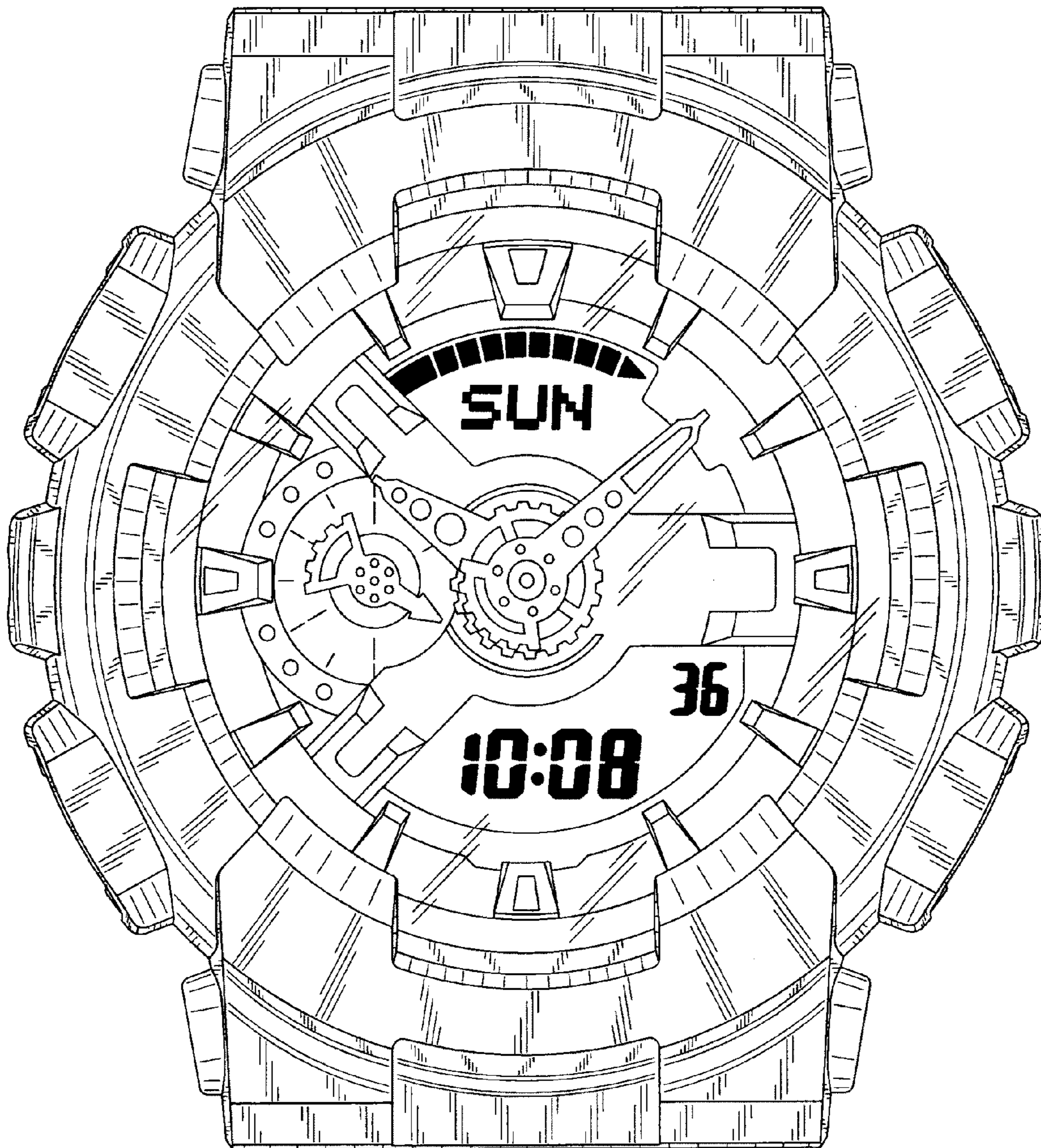


FIG. 2




FIG. 3

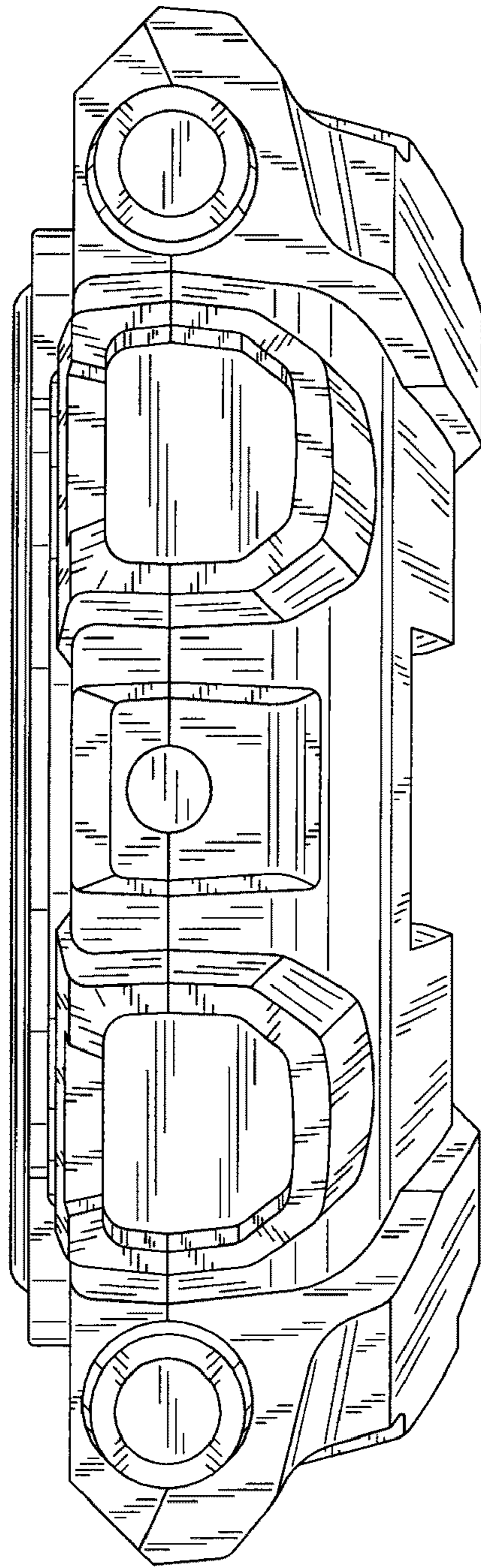


FIG. 4

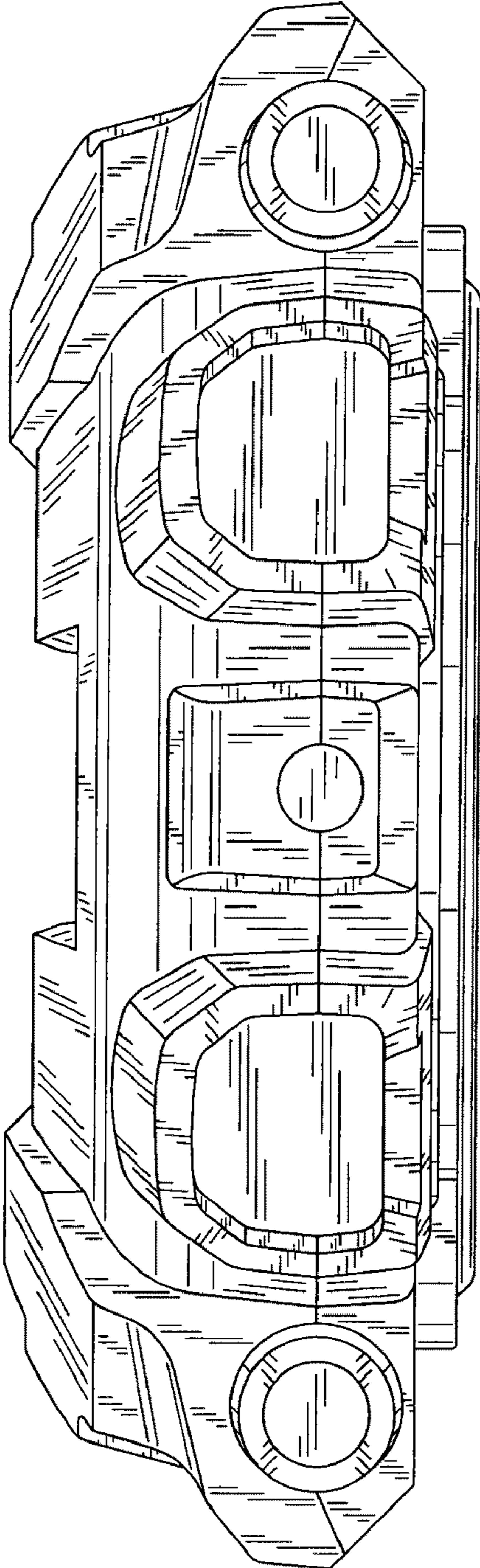


FIG. 5

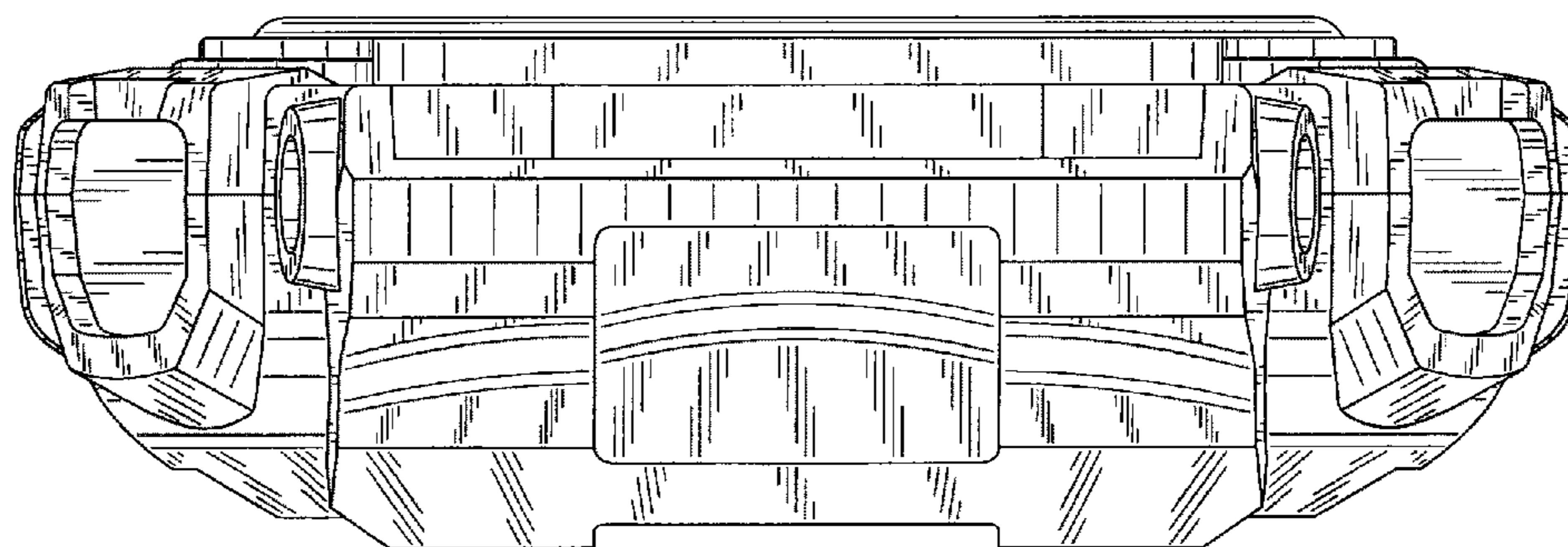


FIG. 6

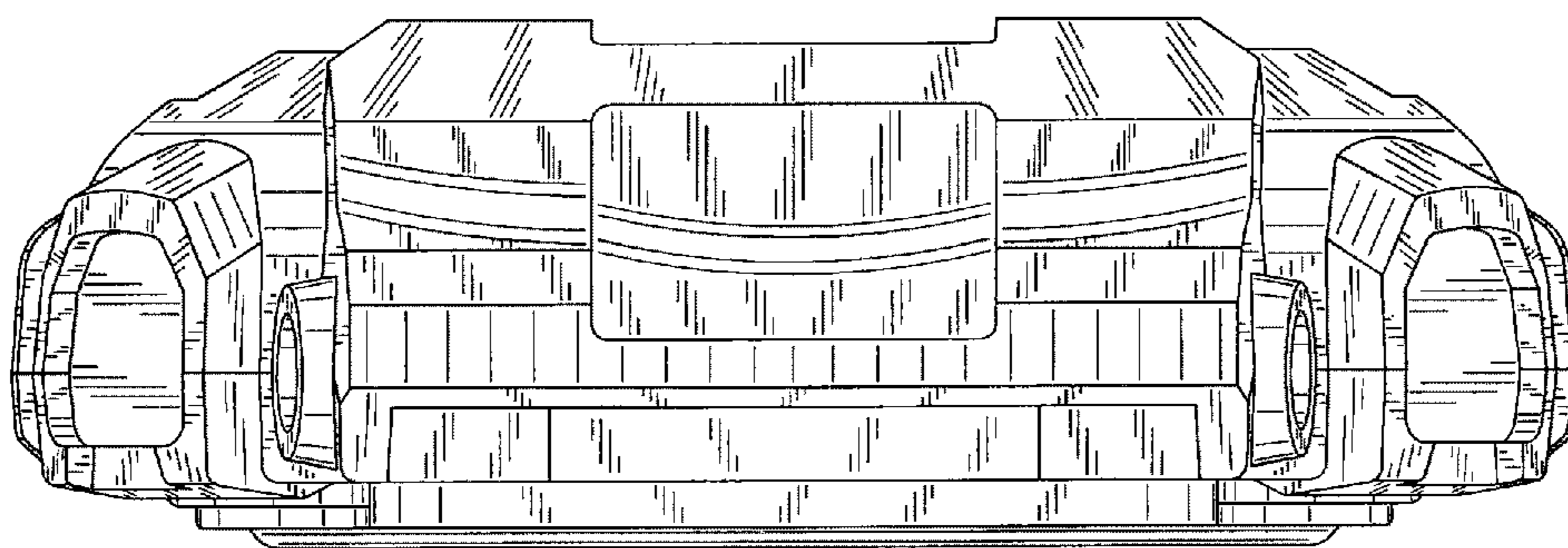


FIG. 7