

US00D619908S

(12) **United States Design Patent**
Jorst et al.

(10) **Patent No.:** **US D619,908 S**
(45) **Date of Patent:** **** Jul. 20, 2010**

(54) **WATCH**

(75) Inventors: **Charlotte Kjolbe Jorst**, Reno, NV
(US); **Henrik Jorst**, Reno, NV (US)

(73) Assignee: **Skagen Designs, Ltd.**, Reno, NV (US)

(**) Term: **14 Years**

(21) Appl. No.: **29/348,771**

(22) Filed: **Feb. 12, 2010**

(51) **LOC (9) Cl.** **10-02**

(52) **U.S. Cl.** **D10/32**

(58) **Field of Classification Search** D10/30-39,
D10/122-132; 368/276, 281, 282, 285, 294,
368/295; D11/3, 12

See application file for complete search history.

(56) **References Cited**

U.S. PATENT DOCUMENTS

D293,302 S *	12/1987	Schoepfer	D11/3
D377,150 S *	1/1997	Hartzband	D10/32
D382,815 S *	8/1997	Riley	D10/30
D412,123 S *	7/1999	Rousseau	D10/32
D443,214 S *	6/2001	Bodino	D10/32
D444,078 S *	6/2001	Strasser	D10/39
D447,700 S *	9/2001	Glauser	D10/32
D460,000 S *	7/2002	Glauser	D10/32
D472,479 S *	4/2003	Chien	D10/32
D477,235 S *	7/2003	El Kadiri	D10/30
6,672,758 B2 *	1/2004	Ehram et al.	368/190
D487,229 S *	3/2004	Monachon	D10/32

6,714,485 B2 *	3/2004	Albisetti et al.	368/27
D511,108 S *	11/2005	Plange	D10/39
D511,695 S *	11/2005	Hegi	D10/39
D517,433 S *	3/2006	Jorst et al.	D10/39
D523,357 S *	6/2006	Kummer	D10/38
D525,537 S *	7/2006	Monachon	D10/32
D526,574 S *	8/2006	Plange	D10/32
D538,182 S *	3/2007	Lalo	D10/32
D545,910 S *	7/2007	Peraldi	D10/32
D559,123 S *	1/2008	Modolo	D10/32
D561,049 S *	2/2008	Figueiredo et al.	D10/38
D601,439 S *	10/2009	Jorst et al.	D10/32
D611,843 S *	3/2010	Jorst et al.	D10/39

* cited by examiner

Primary Examiner—Lucy Lieberman

(57) **CLAIM**

The ornamental design for a watch, as shown and described.

DESCRIPTION

FIG. 1 is a front elevation of a watch case showing our new design;

FIG. 2 is a right side elevation thereof;

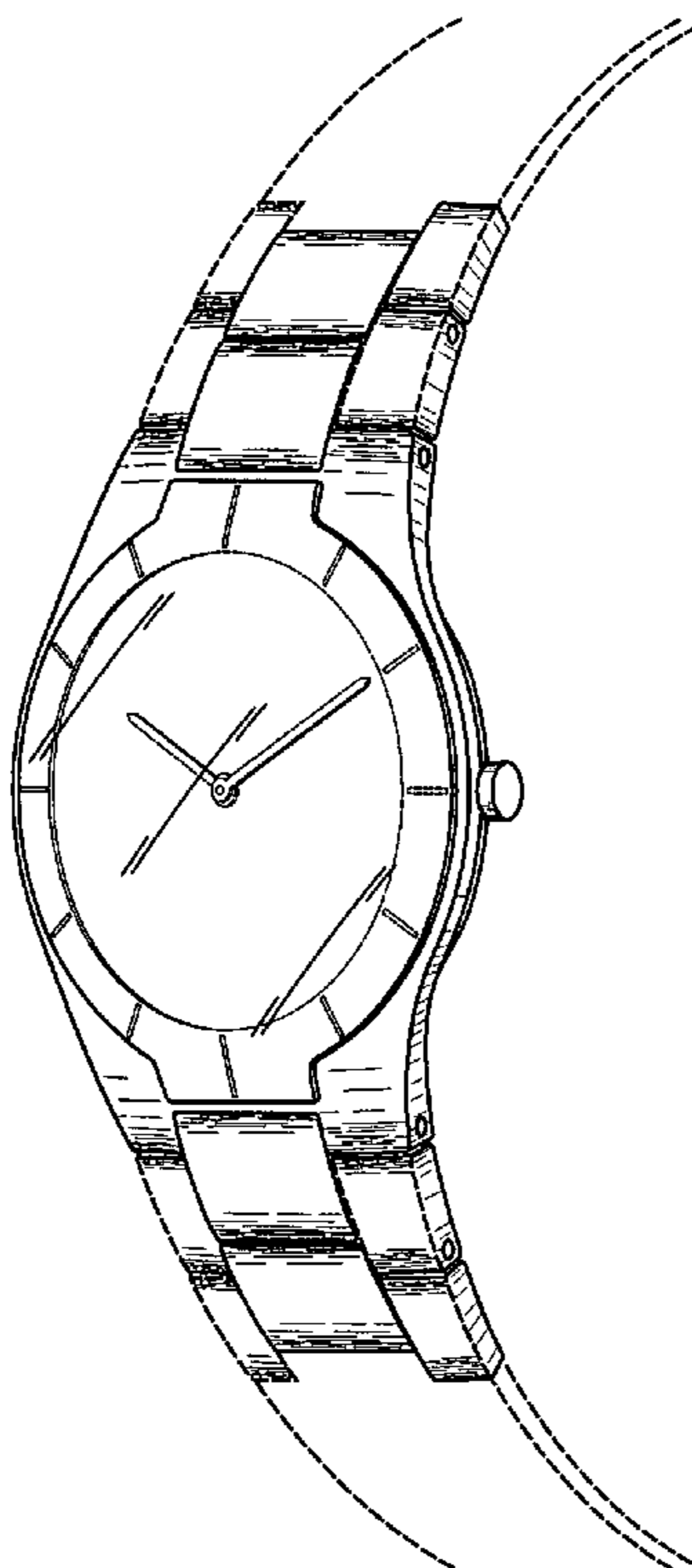
FIG. 3 is a left side elevation thereof;

FIG. 4 is a rear elevation thereof;

FIG. 5 is a front and right side perspective view thereof; and,
FIG. 6 is an end view thereof.

The broken lines in the drawings are for illustrative purposes only and do not form part of the claimed design.

1 Claim, 2 Drawing Sheets



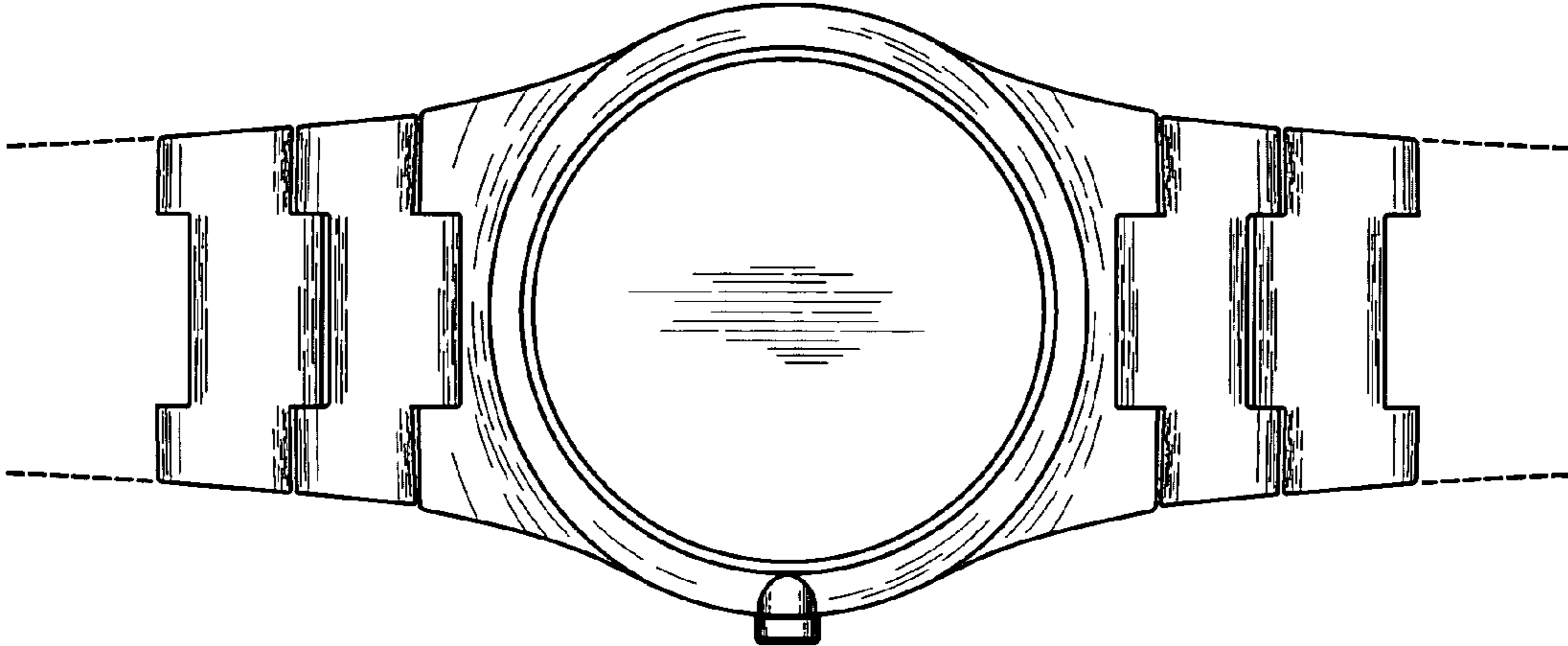


FIG 4

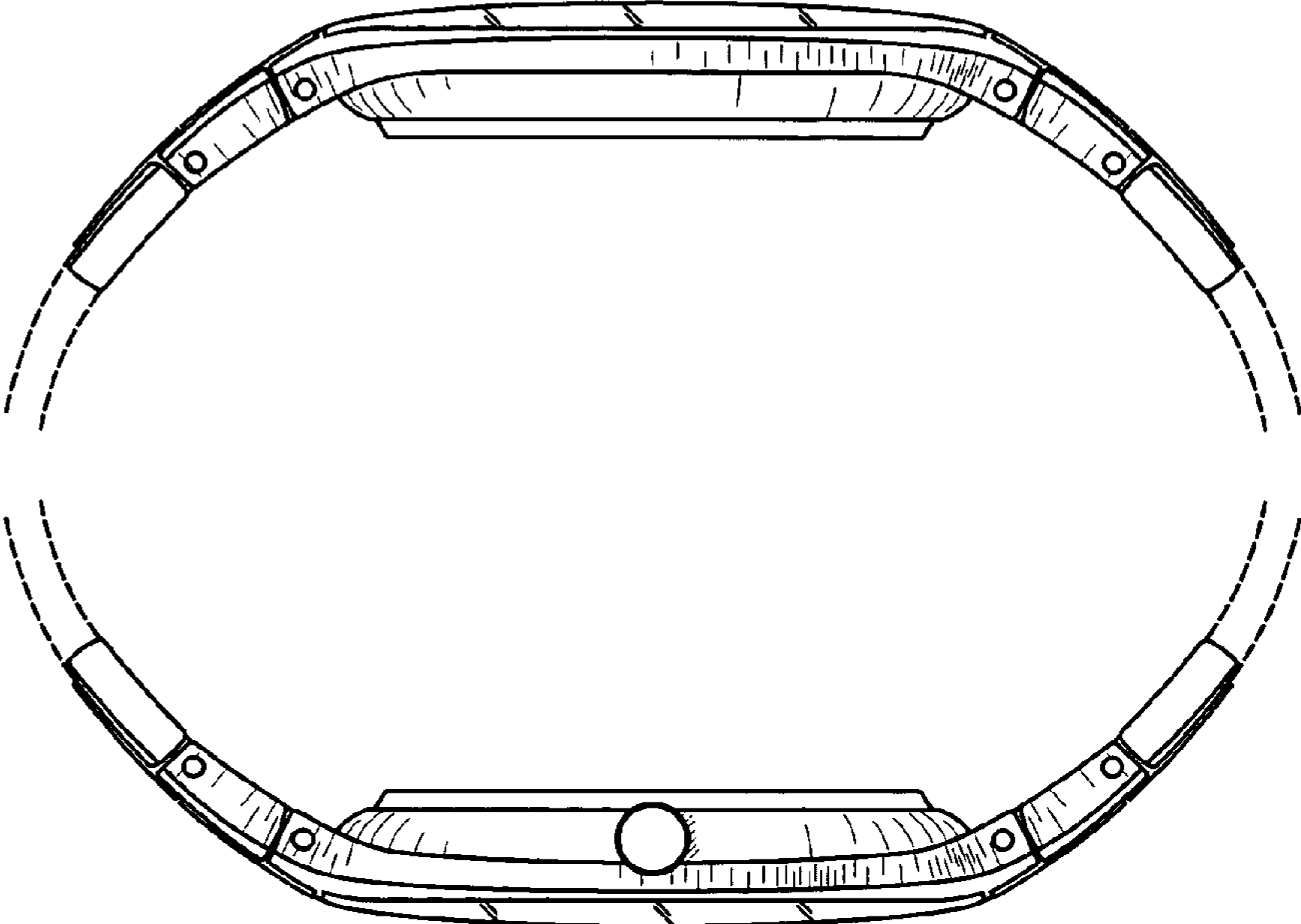


FIG 3

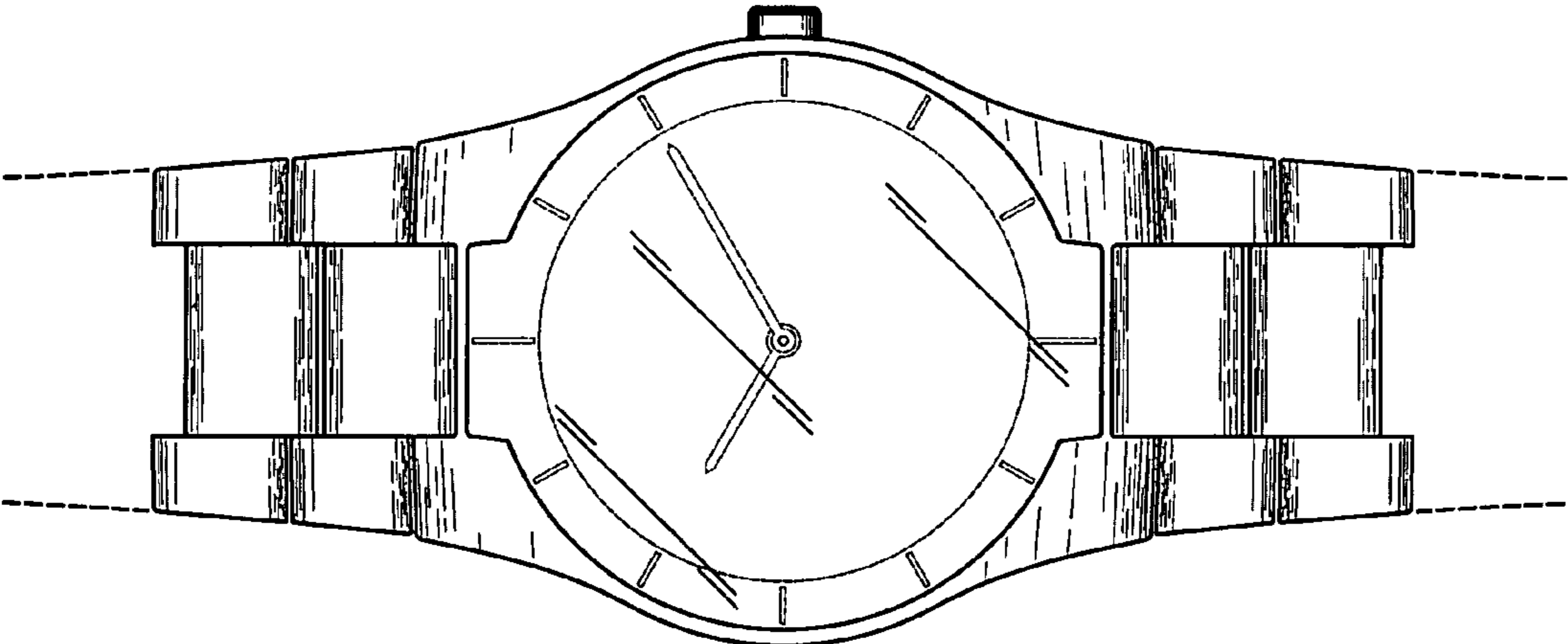


FIG 1




FIG 5

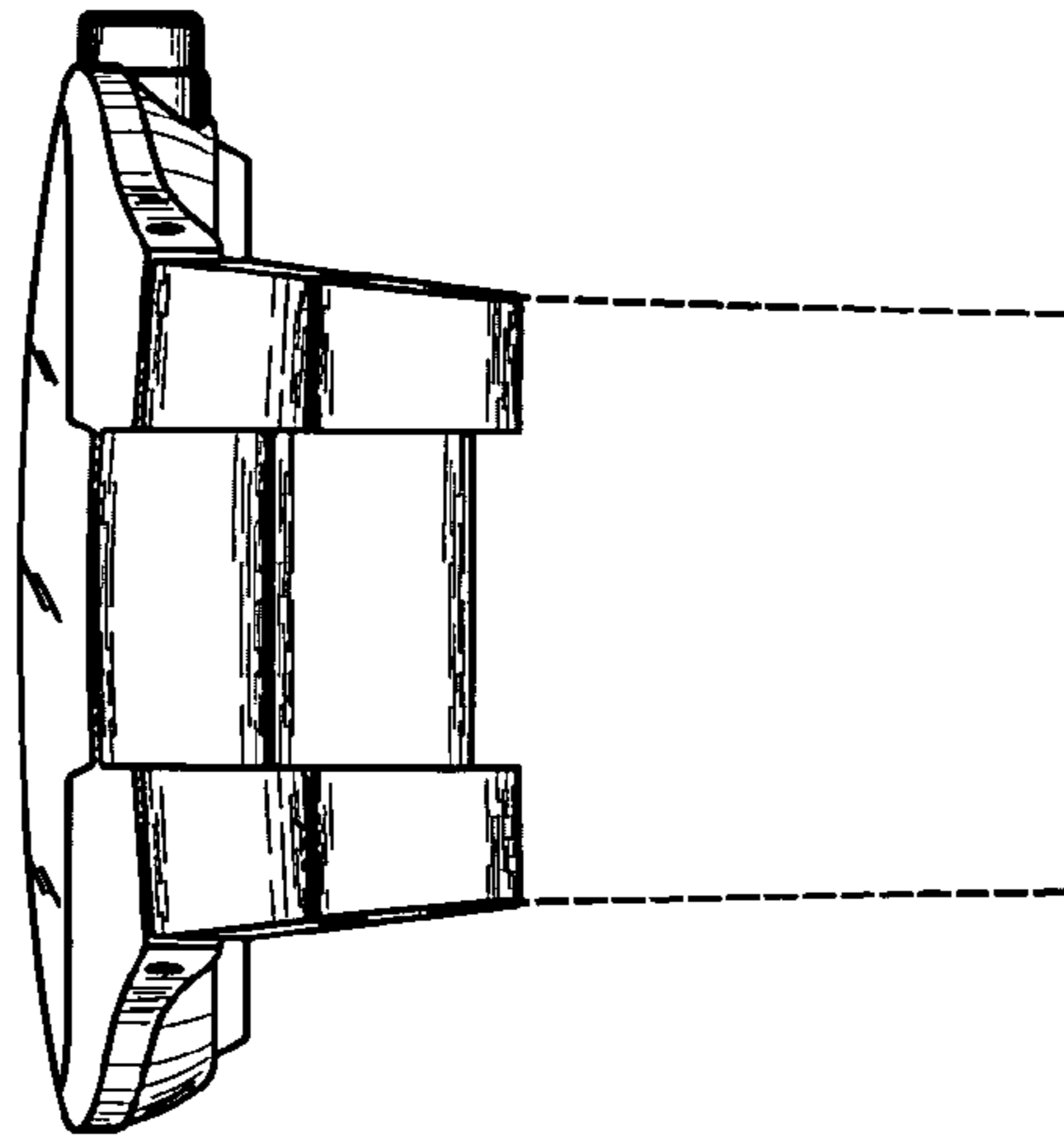


FIG 6