



US00D619872S

(12) **United States Design Patent**
Singtoroj

(10) **Patent No.:** **US D619,872 S**

(45) **Date of Patent:** **** Jul. 20, 2010**

(54) **LEVER**

(75) Inventor: **Yos Singtoroj**, Anaheim, CA (US)

(73) Assignee: **Newfrey LLC**, Newark, DE (US)

(**) Term: **14 Years**

(21) Appl. No.: **29/344,905**

(22) Filed: **Oct. 6, 2009**

(51) **LOC (9) Cl.** **08-06**

(52) **U.S. Cl.** **D8/308**

(58) **Field of Classification Search** D8/300,
D8/301, 307, 308, DIG. 10; D23/252; 16/110.1,
16/414; 292/336.3, 356, 357, 347; 87/8,
87/11, 12; 4/675, 676, 677, 678
See application file for complete search history.

(56) **References Cited**

U.S. PATENT DOCUMENTS

D65,445	S	*	8/1924	Marple	D8/308
1,787,988	A	*	1/1931	Marple	292/357
D227,737	S	*	7/1973	Chasen	D8/307
D260,478	S	*	9/1981	Belaiche	D8/308
D303,140	S	*	8/1989	Robbins	D23/252
D364,216	S	*	11/1995	Hill et al.	D23/252

D454,622	S	*	3/2002	Isaacs	D23/254
D461,535	S	*	8/2002	Antoniello et al.	D23/252
D465,557	S	*	11/2002	Antoniello et al.	D23/242
D474,957	S	*	5/2003	Singtoroj et al.	D8/301
D513,791	S	*	1/2006	Kosasih	D23/252

* cited by examiner

Primary Examiner—Paula Greene

(74) *Attorney, Agent, or Firm*—Richard J. Veltman; John D. DelPonti

(57) **CLAIM**

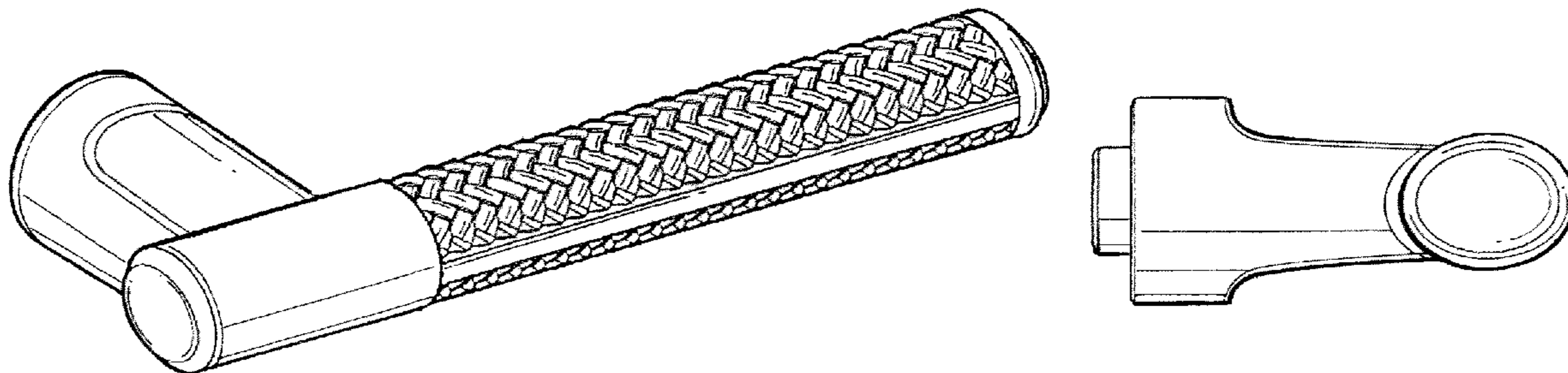
The ornamental design for a lever, as shown and described.

DESCRIPTION

FIG. 1 is a perspective view of a lever showing a new design;
FIG. 2 is a front view thereof;
FIG. 3 is a back view thereof;
FIG. 4 is a right side view thereof;
FIG. 5 is a left side view thereof;
FIG. 6 is a top view thereof; and,
FIG. 7 is a bottom view thereof.

The broken lines form no part of the claimed design.

1 Claim, 2 Drawing Sheets



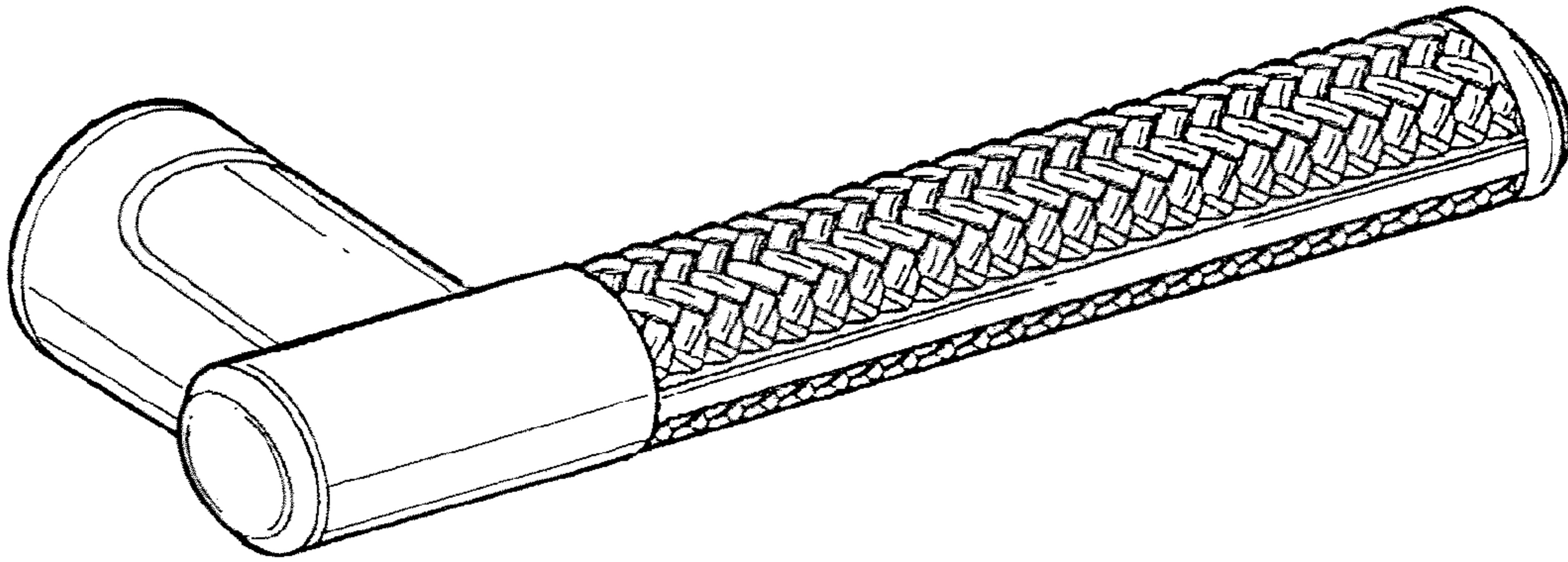


FIG. 1

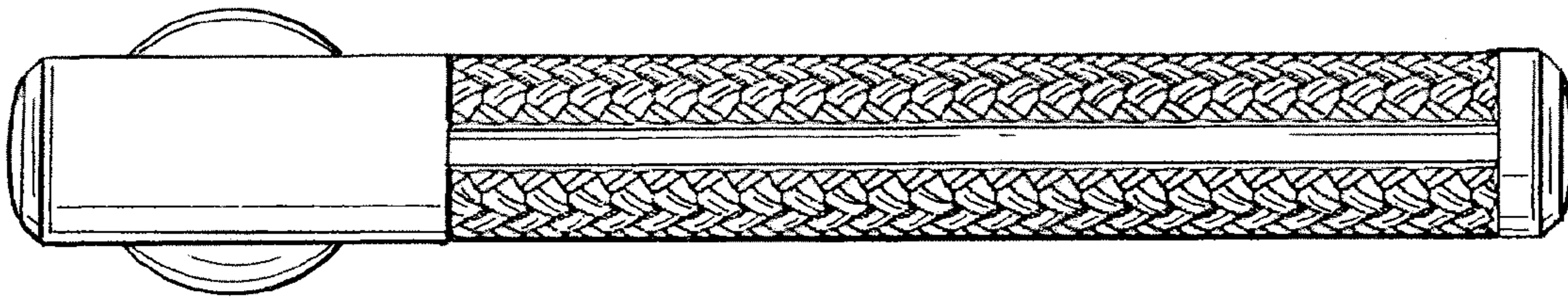


FIG. 2

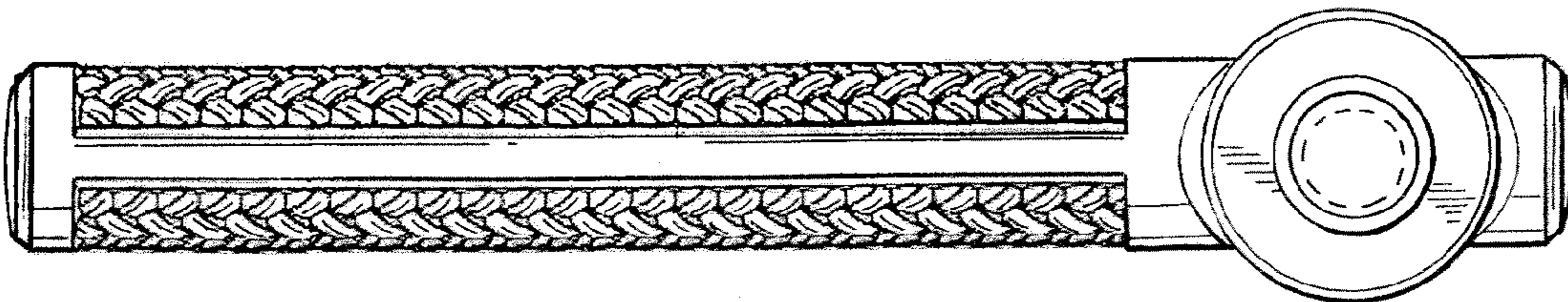


FIG. 3

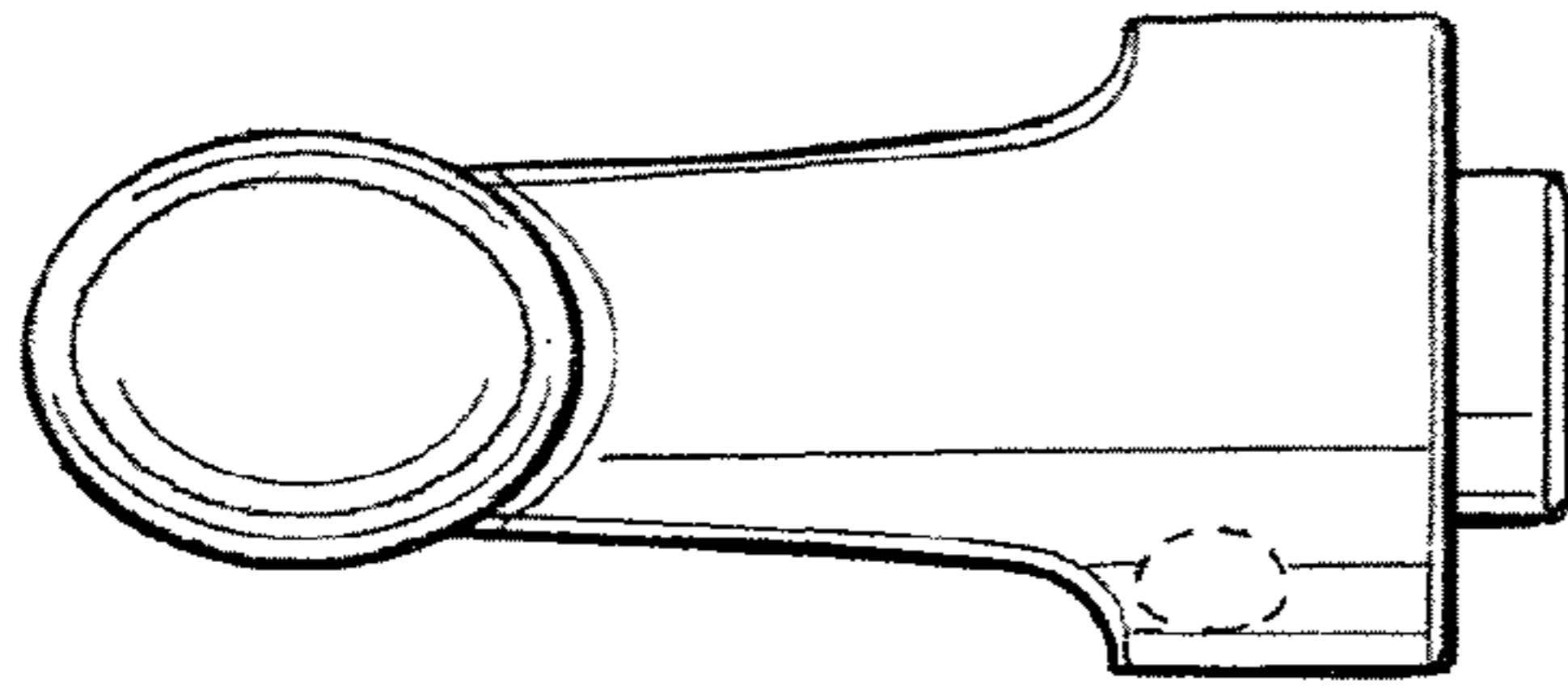


FIG. 4

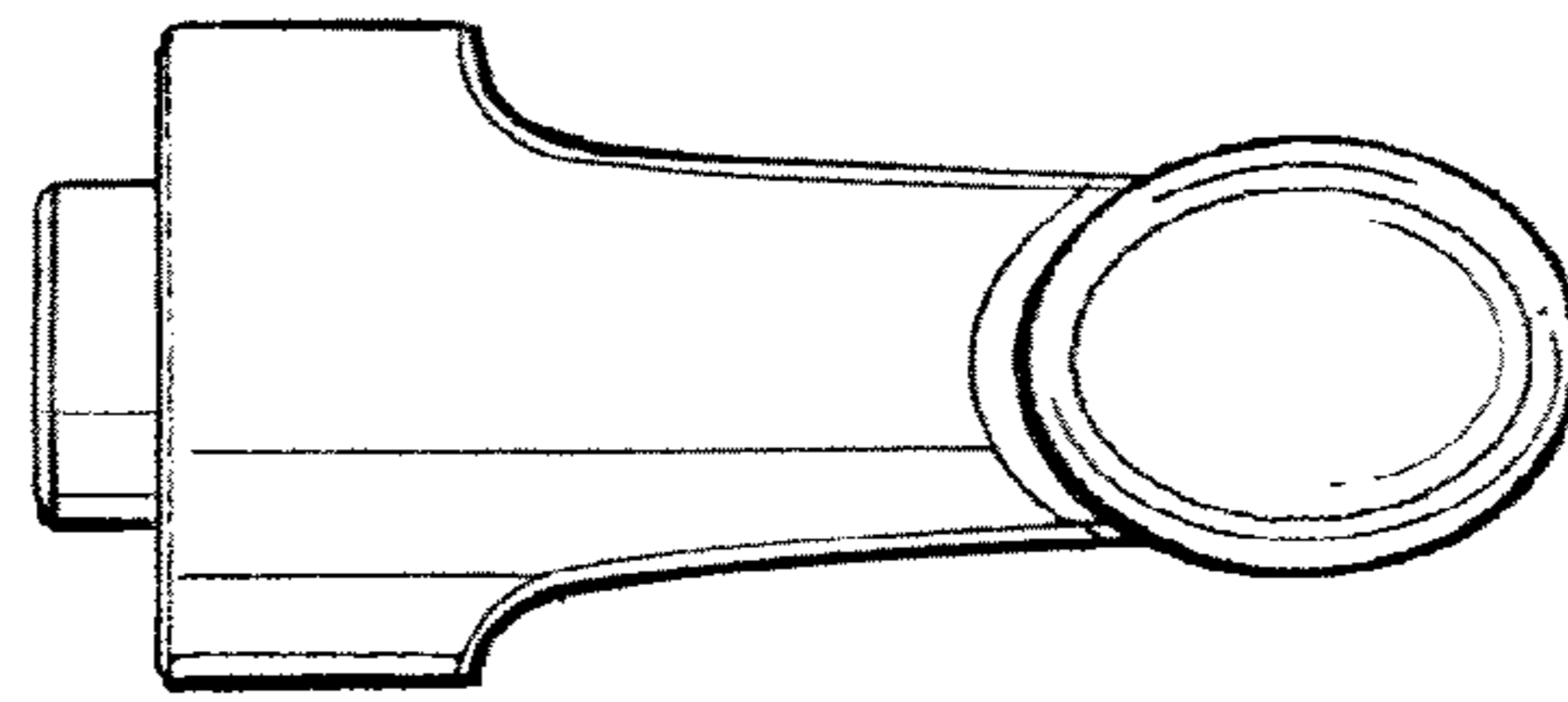


FIG. 5




FIG. 6

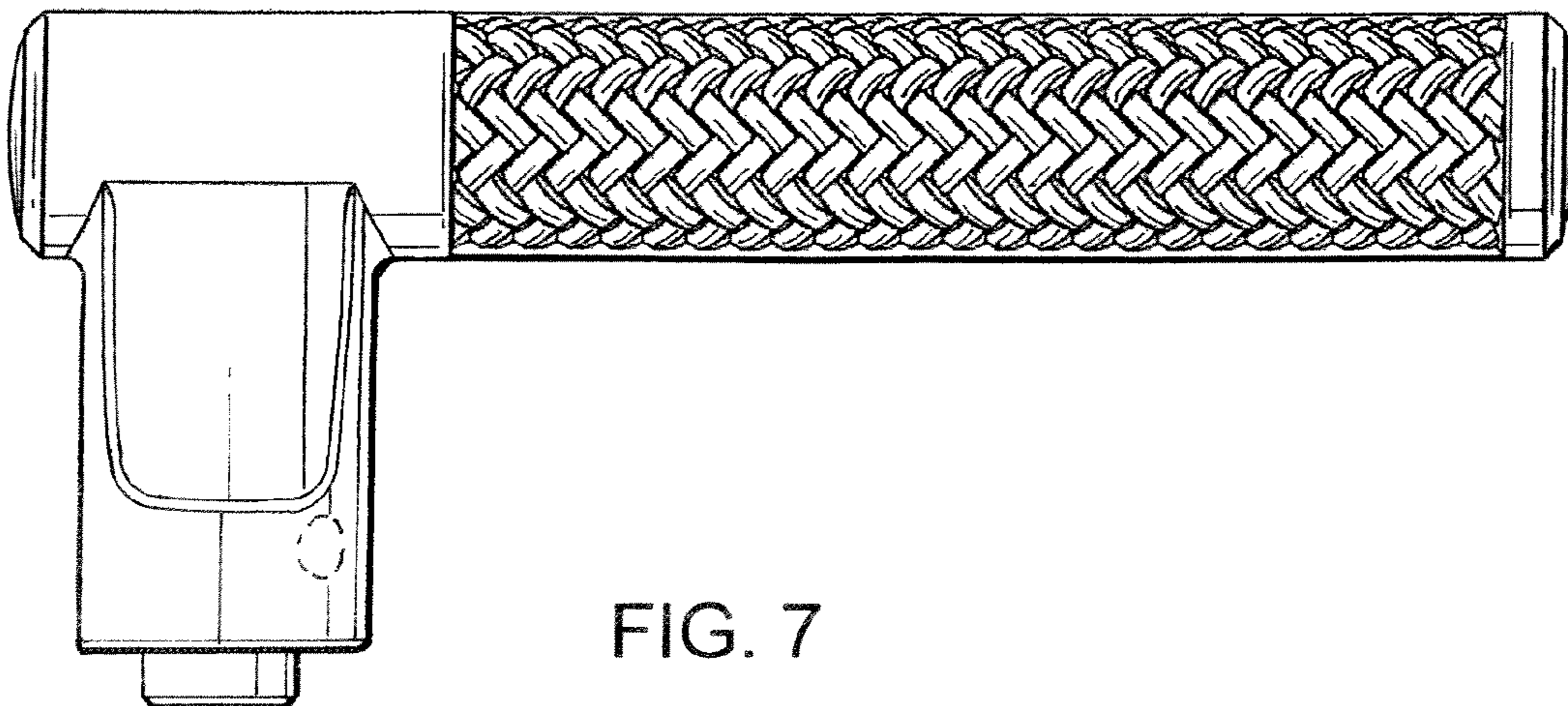


FIG. 7