



US00D619870S

(12) **United States Design Patent**
Garcia et al.

(10) **Patent No.:** **US D619,870 S**

(45) **Date of Patent:** **** *Jul. 20, 2010**

(54) **PLIERS HANDLE**

(75) Inventors: **Michael Garcia**, Oakland Park, FL (US); **Glenn Robinson**, Coral Springs, FL (US); **Joseph Deguglimo**, Boca Raton, FL (US)

(73) Assignee: **IBT Holdings, Inc.**, Deerfield Beach, FL (US)

(*) Notice: This patent is subject to a terminal disclaimer.

(**) Term: **14 Years**

(21) Appl. No.: **29/313,836**

(22) Filed: **Feb. 17, 2009**

(51) **LOC (9) Cl.** **08-05**

(52) **U.S. Cl.** **D8/107**

(58) **Field of Classification Search** D8/52, D8/54-56, 58, 95-99, 107; D22/118; D4/138; D32/40, 46, 49, 51; D15/18, 70, 142; 81/342, 81/367, 370, 418, 420, 424.5, 427.5, 380, 81/390, 324, 486, 489, 415-419, DIG. 9, 81/300, 302; 30/151-162, 329, 330, 511-517, 30/519; 294/54.5, 49, 51, 53.5, 55; 16/11 R, 16/111 R, 110.1, 430-431, 421-422, 426; D28/48

See application file for complete search history.

(56) **References Cited**

U.S. PATENT DOCUMENTS

D468,988 S * 1/2003 Goldmann et al. D8/107
6,513,198 B2 * 2/2003 Lu 16/431

D483,634 S * 12/2003 Jansson et al. D8/52
D532,662 S * 11/2006 Chang D8/52
D544,770 S * 6/2007 Yang D8/52
D577,563 S * 9/2008 Chen D8/107
D600,092 S * 9/2009 Peterson et al. D8/107
D604,580 S * 11/2009 Robinson et al. D8/52
2009/0049960 A1 * 2/2009 Heinsohn 81/416

* cited by examiner

Primary Examiner—Cathron C Brooks

Assistant Examiner—Barbara Fox

(74) *Attorney, Agent, or Firm*—Dan M. DeLa Rosa

(57) **CLAIM**

The ornamental design for a pliers handle, as shown and described.

DESCRIPTION

FIG. 1 is a front perspective view of a pliers handle of the present invention showing my new design;

FIG. 2 is a front side elevational view thereof;

FIG. 3 is a top plan view thereof;

FIG. 4 is a side elevational view thereof;

FIG. 5 is a back side elevational view thereof;

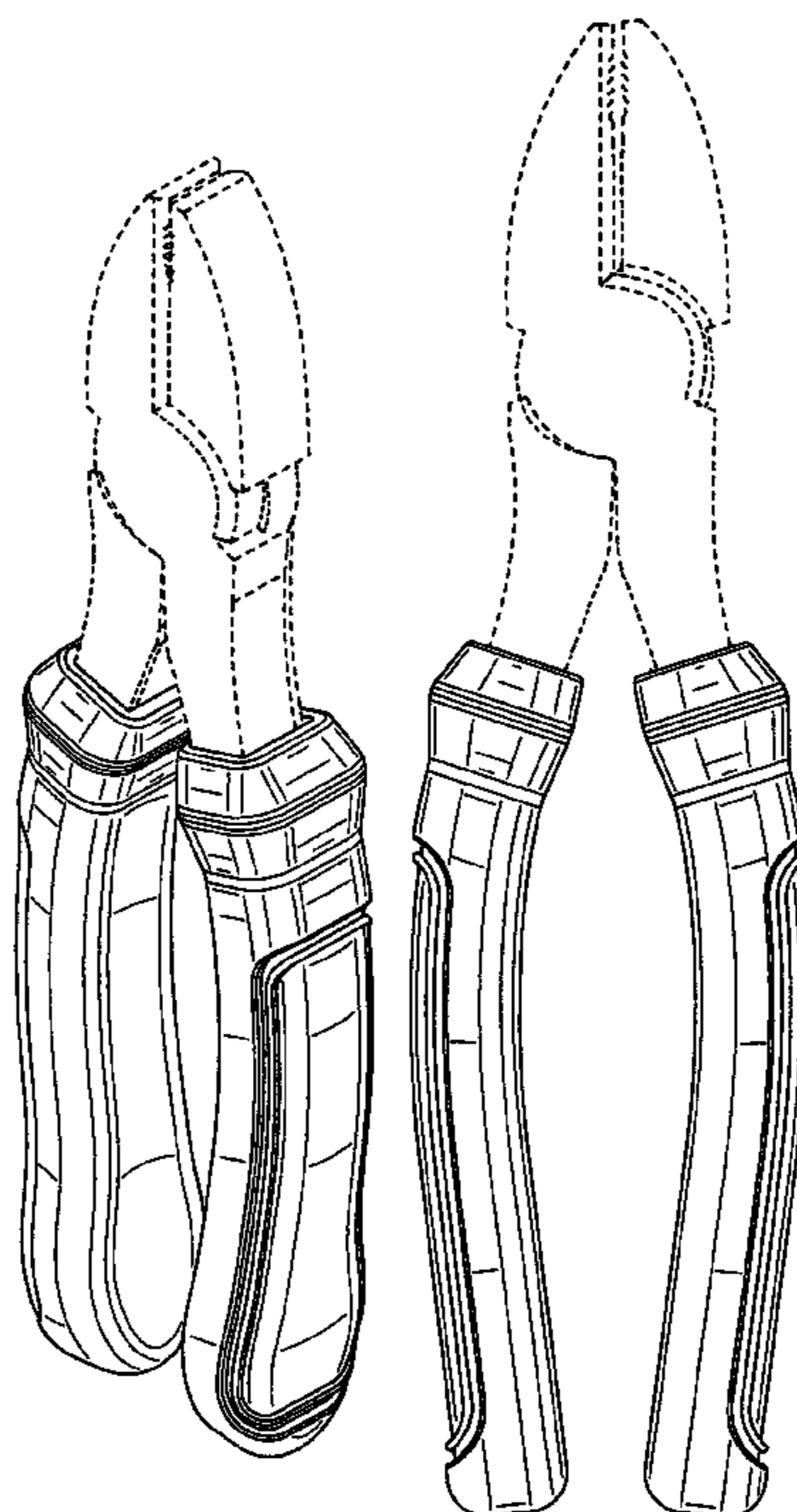
FIG. 6 is another side elevational view thereof;

FIG. 7 is a bottom plan view thereof; and,

FIG. 8 is a rear perspective view of the pliers handle.

The broken lines in the drawings illustrate environmental structure and form no part of the claimed design.

1 Claim, 5 Drawing Sheets



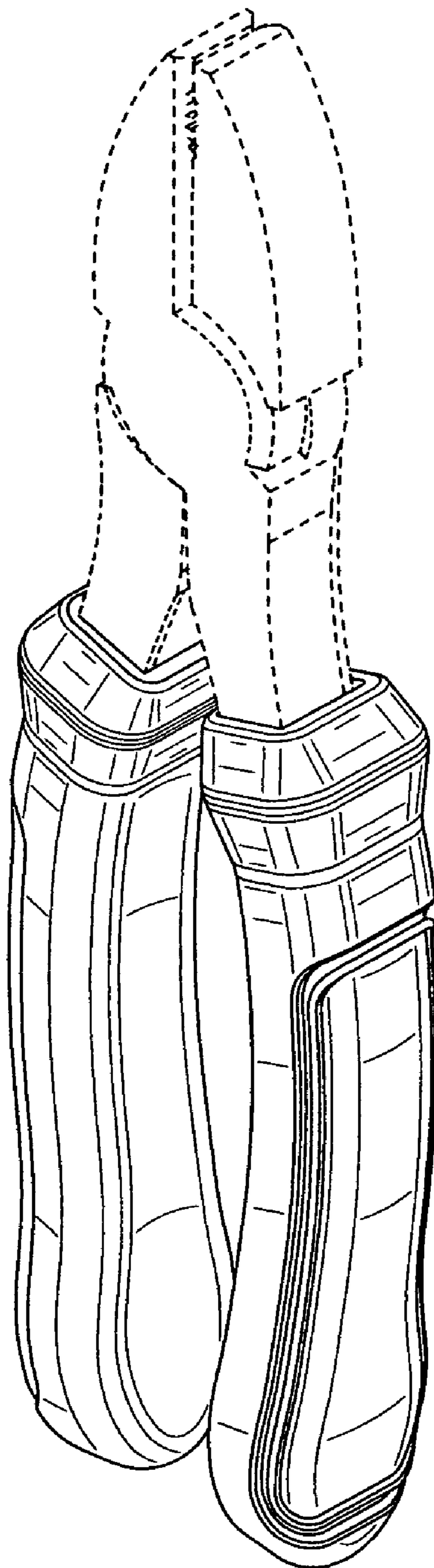


FIG. 1

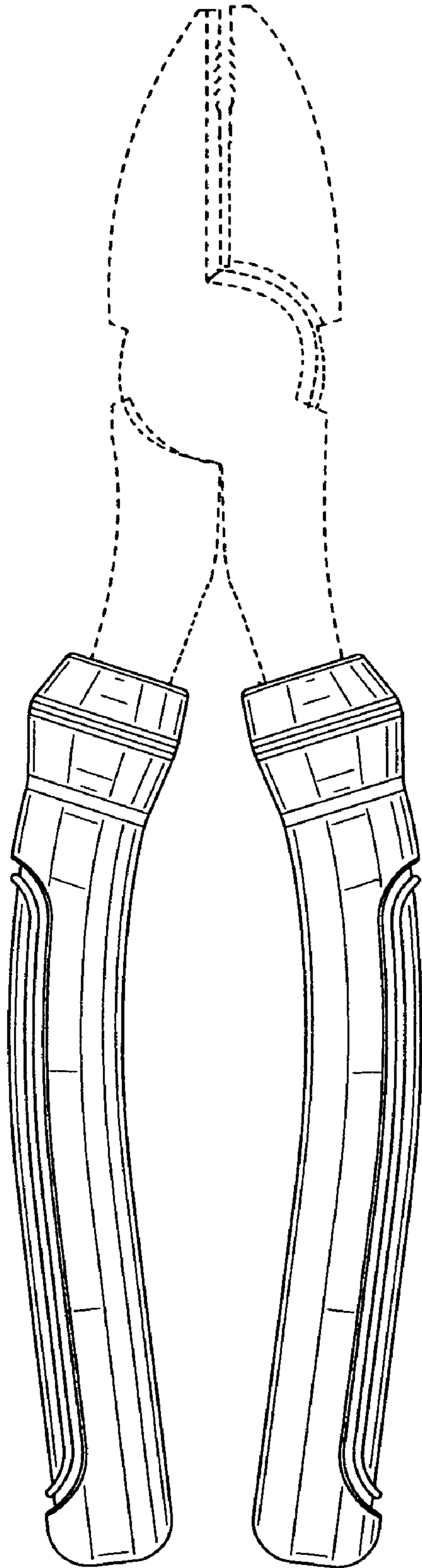


FIG. 2

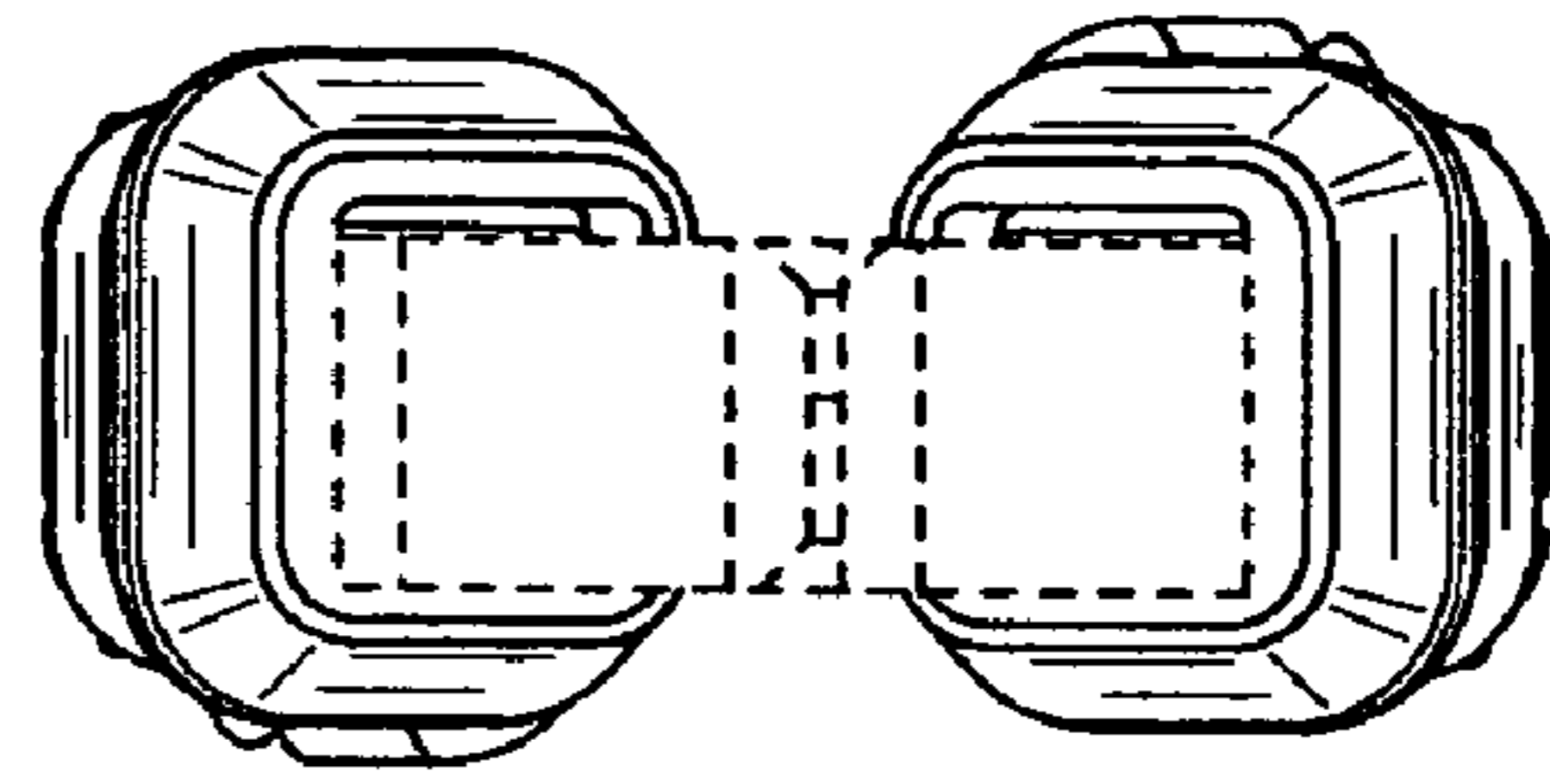


FIG. 3

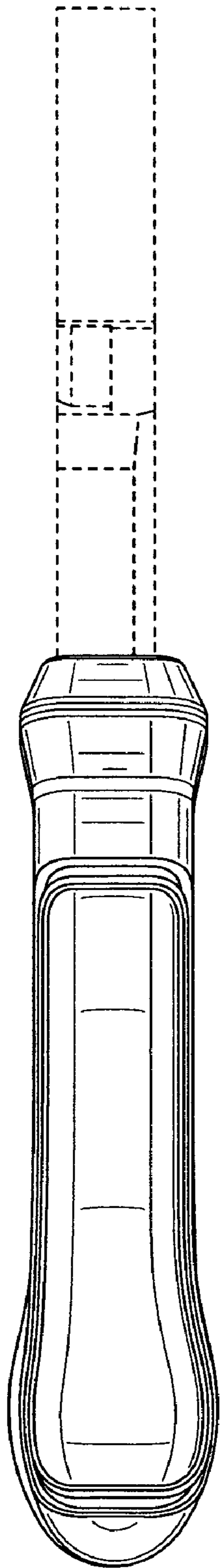


FIG. 4

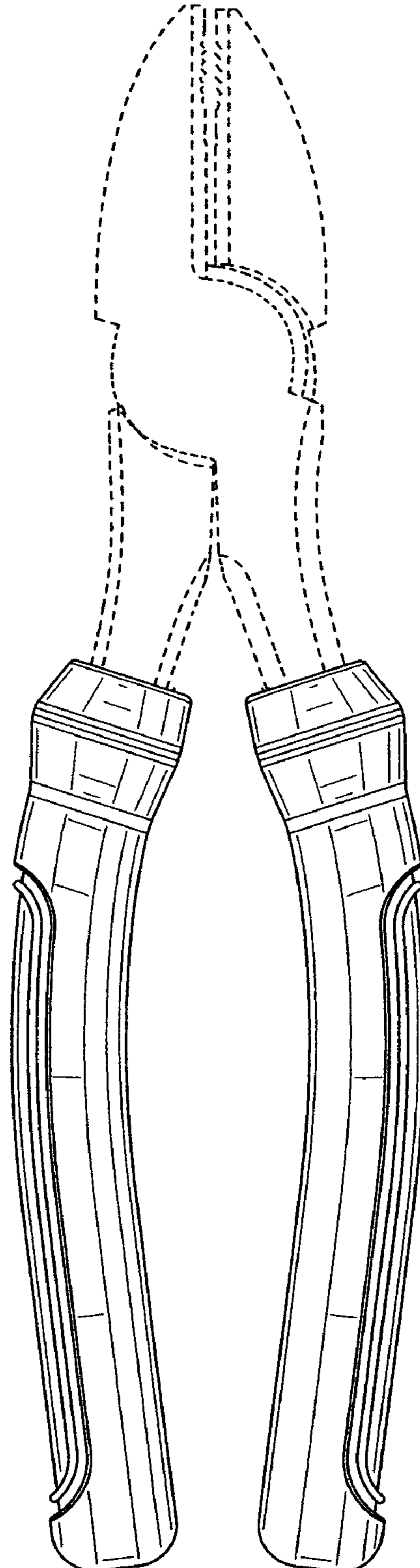


FIG. 5

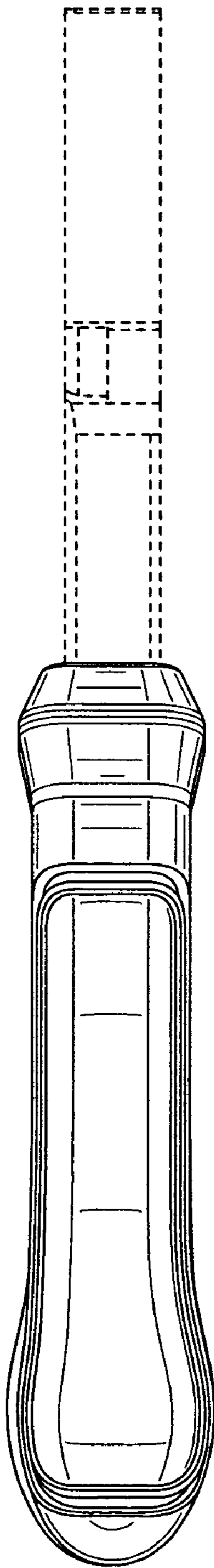


FIG. 6

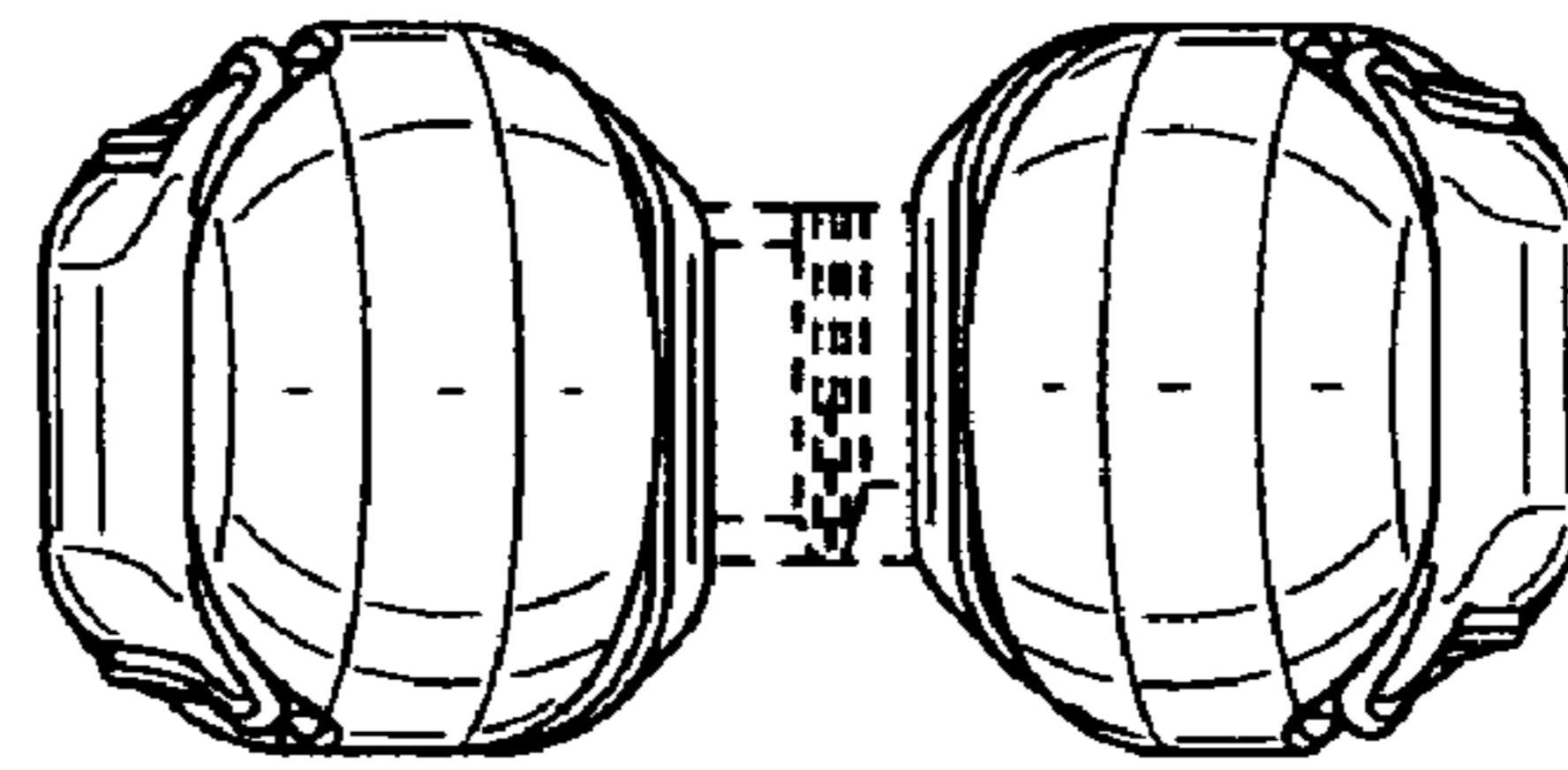


FIG. 7

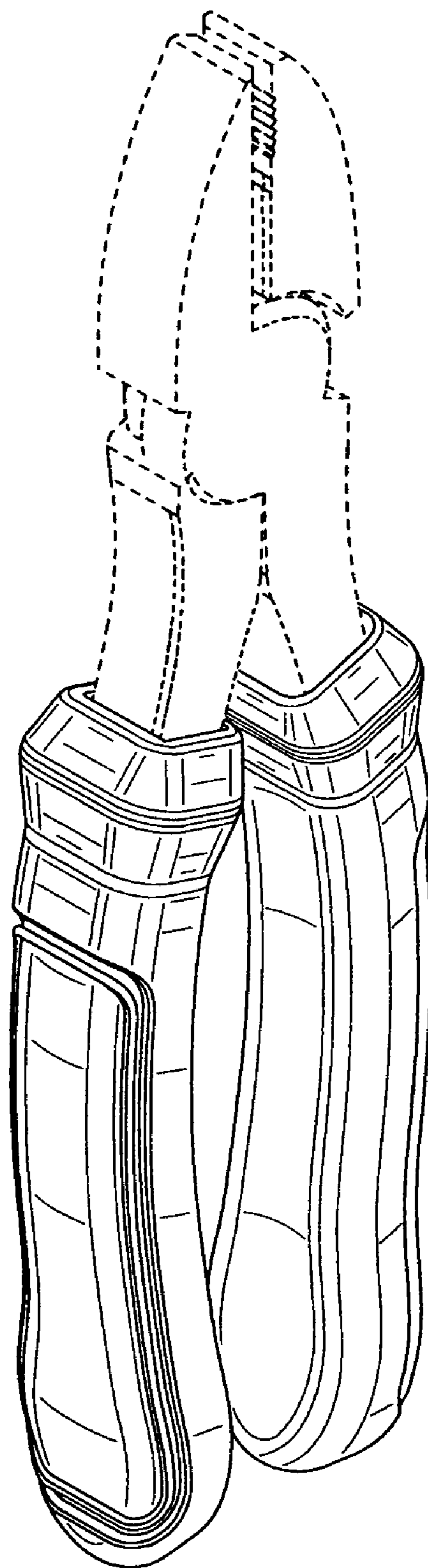


FIG. 8