



US00D619862S

(12) **United States Design Patent**
Brodek

(10) **Patent No.:** **US D619,862 S**
(45) **Date of Patent:** **** Jul. 20, 2010**

(54) **PLANT MARKER**

(76) **Inventor:** **Lorraine Holnback Brodek**, 4204
Bellingham Ave., Studio City, CA (US)
91604

(**) **Term:** **14 Years**

(21) **Appl. No.:** **29/341,458**

(22) **Filed:** **Aug. 5, 2009**

(51) **LOC (9) Cl.** **08-01**

(52) **U.S. Cl.** **D8/1**

(58) **Field of Classification Search** D8/1,
D8/7, 10; D20/22, 10, 26; 40/642-643,
40/645

See application file for complete search history.

(56) **References Cited**

U.S. PATENT DOCUMENTS

1,896,695	A *	2/1933	Borovicka	40/645
2,181,977	A *	12/1939	Magovern	40/645
2,207,180	A *	7/1940	Smith et al.	40/645
3,846,954	A *	11/1974	Meyers	53/411
3,908,308	A *	9/1975	Meyers	47/56
D237,994	S *	12/1975	Davis	D20/43
D243,509	S *	3/1977	Wheeler	D8/1
D247,590	S *	3/1978	Atherton et al.	D20/41
4,080,755	A *	3/1978	Crosby	47/56
D253,389	S *	11/1979	South, Jr.	D8/1
4,196,533	A	4/1980	Kamphausen		
D314,493	S	2/1991	Keane		
D361,094	S *	8/1995	Calkins et al.	D20/26
D381,694	S *	7/1997	Morgan	D20/22
D402,863	S *	12/1998	Hickmott	D8/1
D419,403	S *	1/2000	Halil, Jr.	D8/1
D419,836	S	2/2000	Gailey		
D427,639	S *	7/2000	Hickmott	D20/22
D428,445	S *	7/2000	Hickmott	D20/22

6,105,293	A	8/2000	Eason et al.		
D430,616	S *	9/2000	Rosenthal	D20/22
D437,617	S *	2/2001	Rosenthal	D20/22
D437,618	S *	2/2001	Faulkner	D20/26
D443,310	S *	6/2001	Faulkner	D20/26
D454,162	S *	3/2002	Hickmott et al.	D20/22
D483,410	S	12/2003	Overdevest et al.		
D520,065	S *	5/2006	Doyle	D20/22
D550,524	S	9/2007	Kincaid		
7,275,341	B1	10/2007	Kincaid		
7,354,225	B1	4/2008	Cohen		

OTHER PUBLICATIONS

<http://www.norwood.com.au/norwood/public/subItems.php?level1=Stock&level2=Stakes>, Apr. 9, 2009; web page.

* cited by examiner

Primary Examiner—Holly H Baynham

Assistant Examiner—Sheryl Lane

(74) *Attorney, Agent, or Firm*—Fulwider Patton LLP

(57) **CLAIM**

The ornamental design for a plant marker, as shown and described.

DESCRIPTION

FIG. 1 is a front perspective view of the design for a plant marker, showing my new design.

FIG. 2 is an front view thereof.

FIG. 3 is a rear view thereof.

FIG. 4 is a left side view thereof.

FIG. 5 is a right side view thereof.

FIG. 6 is a top plan view thereof; and,

FIG. 7 is a bottom plan view thereof.

1 Claim, 3 Drawing Sheets



FIG. 1

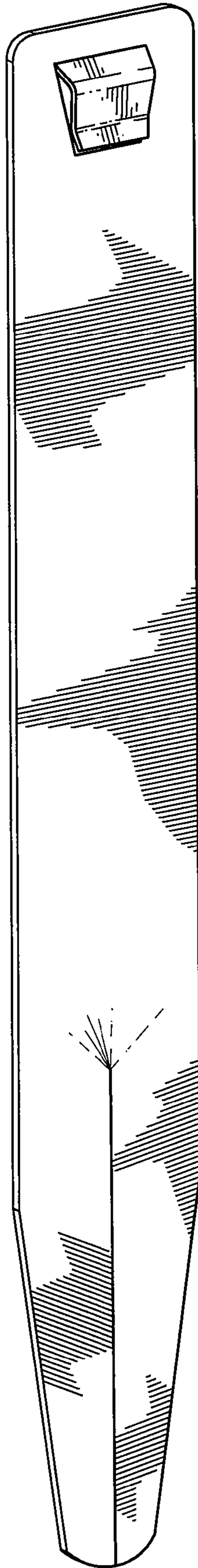


FIG. 2



FIG. 3




FIG. 4



FIG. 5

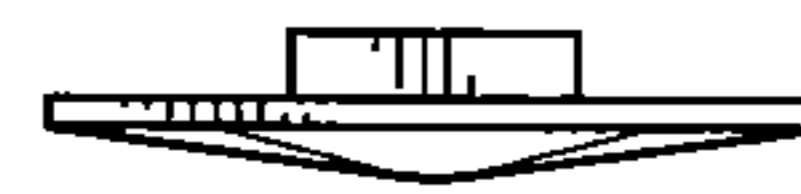


FIG. 6



FIG. 7