



US00D619835S

(12) **United States Design Patent**
Goeking et al.

(10) **Patent No.:** **US D619,835 S**
(45) **Date of Patent:** **** Jul. 20, 2010**

(54) **DISPENSER COVER**

(75) Inventors: **Harold J. Goeking**, Oshkosh, WI (US);
Kathleen A. Jordan, Alpharetta, GA
(US); **Dale T. Gracyalny**, Alpharetta,
GA (US); **James Noah McNeely**,
Suwanee, GA (US); **Harry Shaw**
Strothers, IV, Atlanta, GA (US); **Allison**
Guyton, Lawrenceville, GA (US); **Erica**
P. Knight, Atlanta, GA (US)

6,871,815 B2 3/2005 Moody et al.
7,017,856 B2 3/2006 Moody et al.
D525,063 S * 7/2006 Woods et al. D6/518
7,102,366 B2 9/2006 Denen et al.
7,161,359 B2 1/2007 Denen et al.
7,182,288 B2 2/2007 Denen et al.
7,182,289 B2 2/2007 Moody et al.
D572,058 S * 7/2008 Cittadino et al. D6/518
D579,249 S * 10/2008 Omdoll et al. D6/518
D583,174 S * 12/2008 Kuehneman et al. D6/522

(73) Assignee: **Georgia-Pacific Consumer Products**
LP, Atlanta, GA (US)

(**) Term: **14 Years**

(21) Appl. No.: **29/342,638**

(22) Filed: **Aug. 28, 2009**

(51) **LOC (9) Cl.** **20-02**

(52) **U.S. Cl.** **D6/518**

(58) **Field of Classification Search** D6/515-523;
206/225, 233, 389, 391; 211/13.1, 45; 242/570,
242/590; 248/309.1, 309.2, 905; 221/26,
221/33, 282-283; 222/173, 180
See application file for complete search history.

(56) **References Cited**

U.S. PATENT DOCUMENTS

D386,922 S * 12/1997 Sedlock D6/522
D403,905 S * 1/1999 Tramontina D6/522
D417,109 S * 11/1999 Johnson et al. D6/518
6,321,963 B1 11/2001 Gracyalny et al.
6,412,678 B2 7/2002 Gracyalny et al.
6,592,067 B2 7/2003 Denen et al.
6,685,074 B2 2/2004 Gracyalny et al.
6,793,170 B2 9/2004 Denen et al.
6,838,887 B2 1/2005 Denen et al.

OTHER PUBLICATIONS

U.S. Trademark Serial No. 76681708; Sep. 9, 2007.
U.S. Trademark Serial No. 76681707; Sep. 9, 2007.

* cited by examiner

Primary Examiner—Brian N Vinson
(74) *Attorney, Agent, or Firm*—Joel T. Charlton

(57) **CLAIM**

The ornamental design for a dispenser cover, as shown and described.

DESCRIPTION

FIG. 1 is a front elevation view of a dispenser cover, showing my new design;

FIG. 2 is a right side elevation view thereof, the left side being a mirror image thereof;

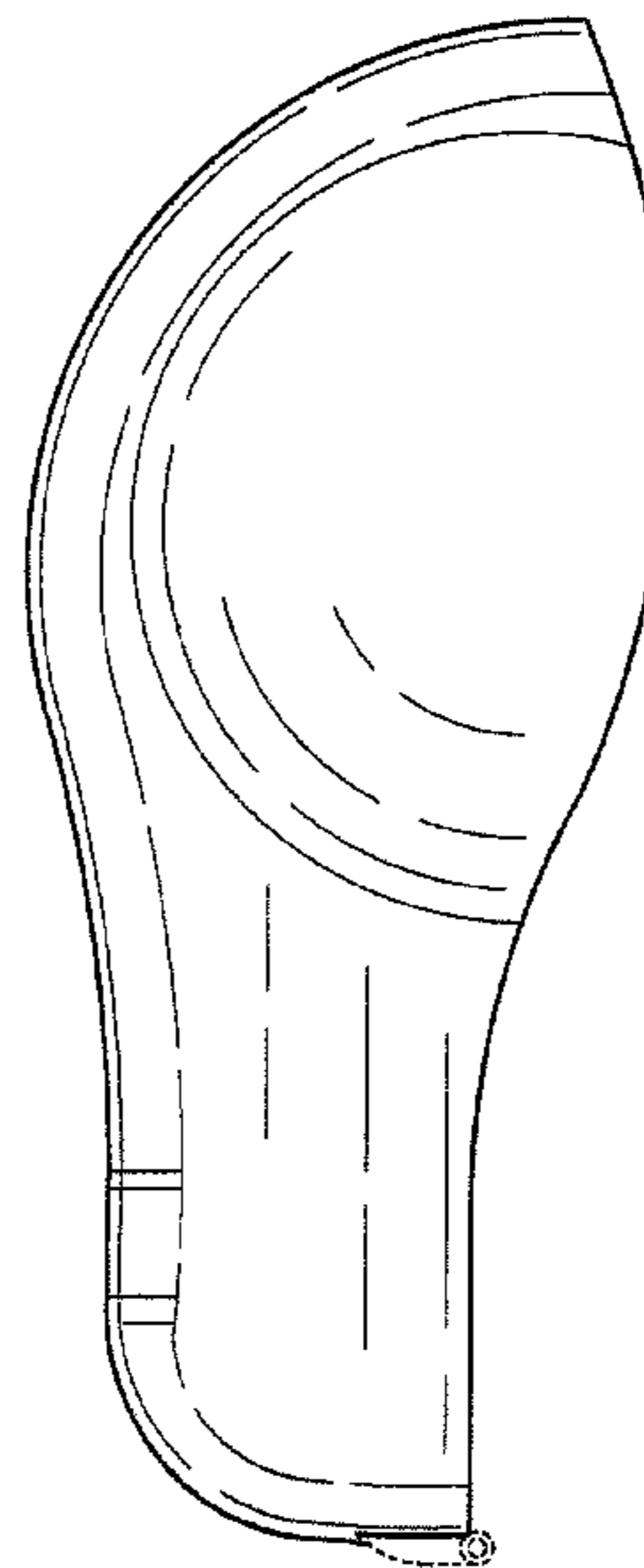
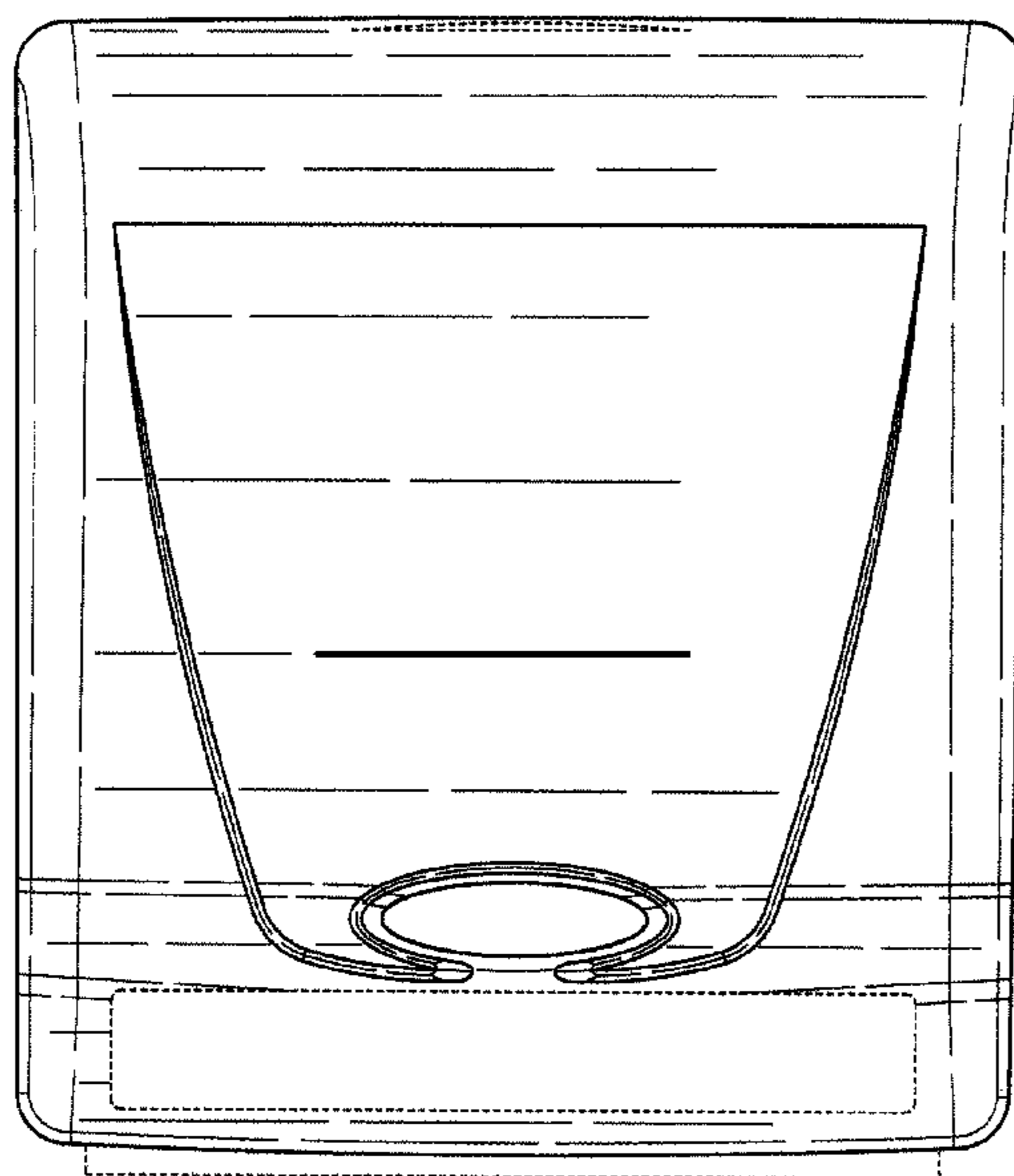
FIG. 3 is a top plan view thereof;

FIG. 4 is a bottom view thereof; and,

FIG. 5 is rear elevation view thereof.

The broken-line disclosure in the views is understood to represent a portion of the article in which the claimed design is embodied, but which forms no part of the claimed design.

1 Claim, 4 Drawing Sheets



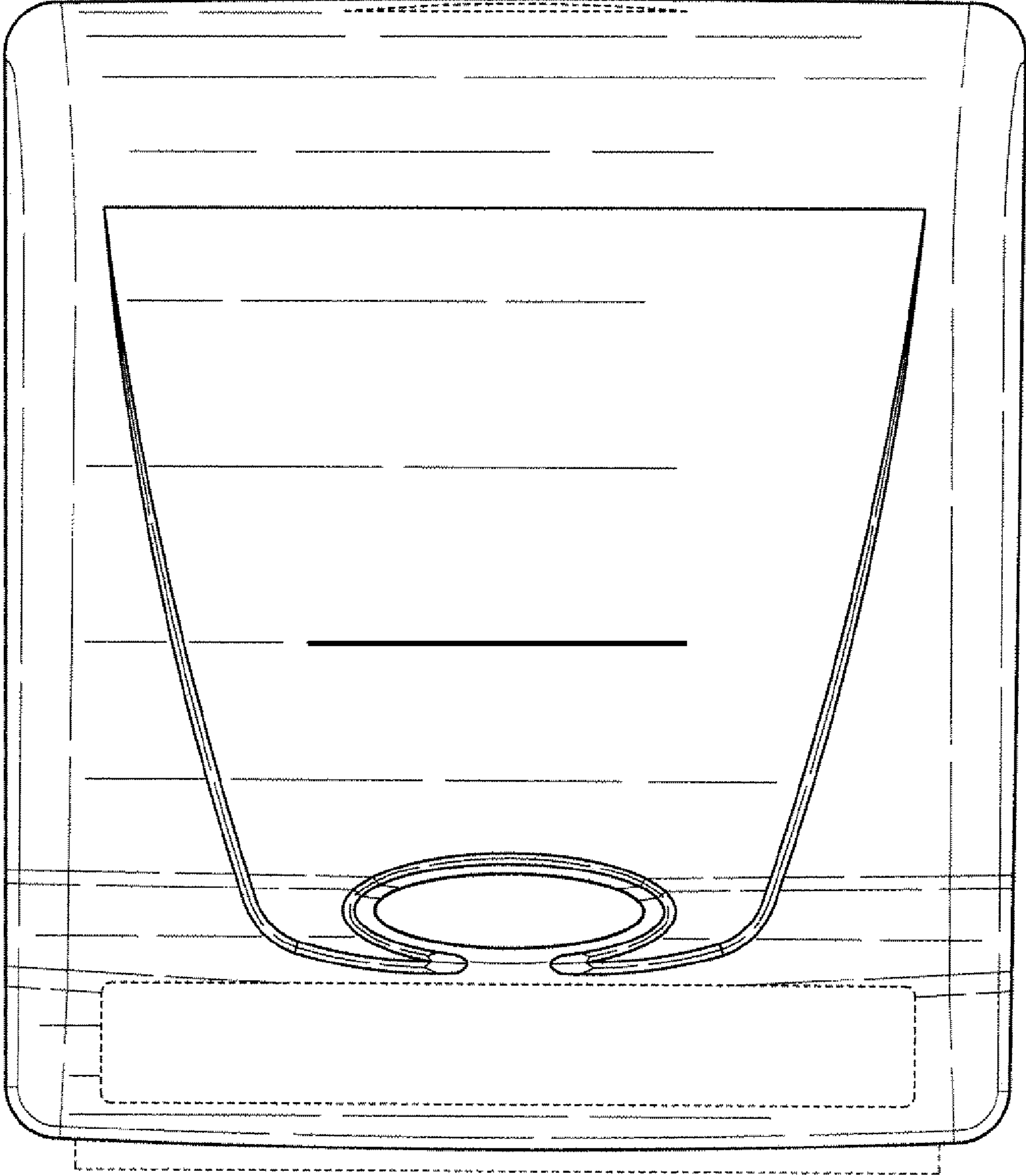


Fig. 1

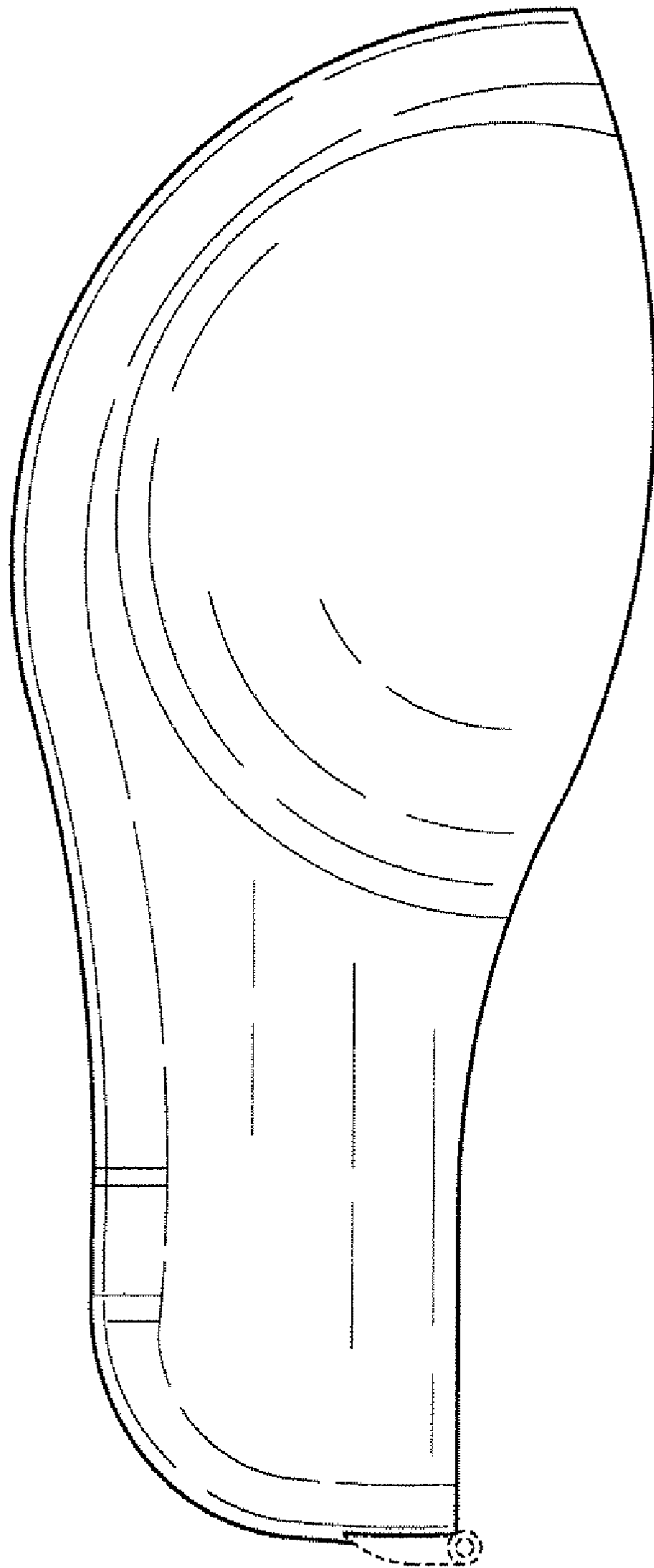


Fig. 2

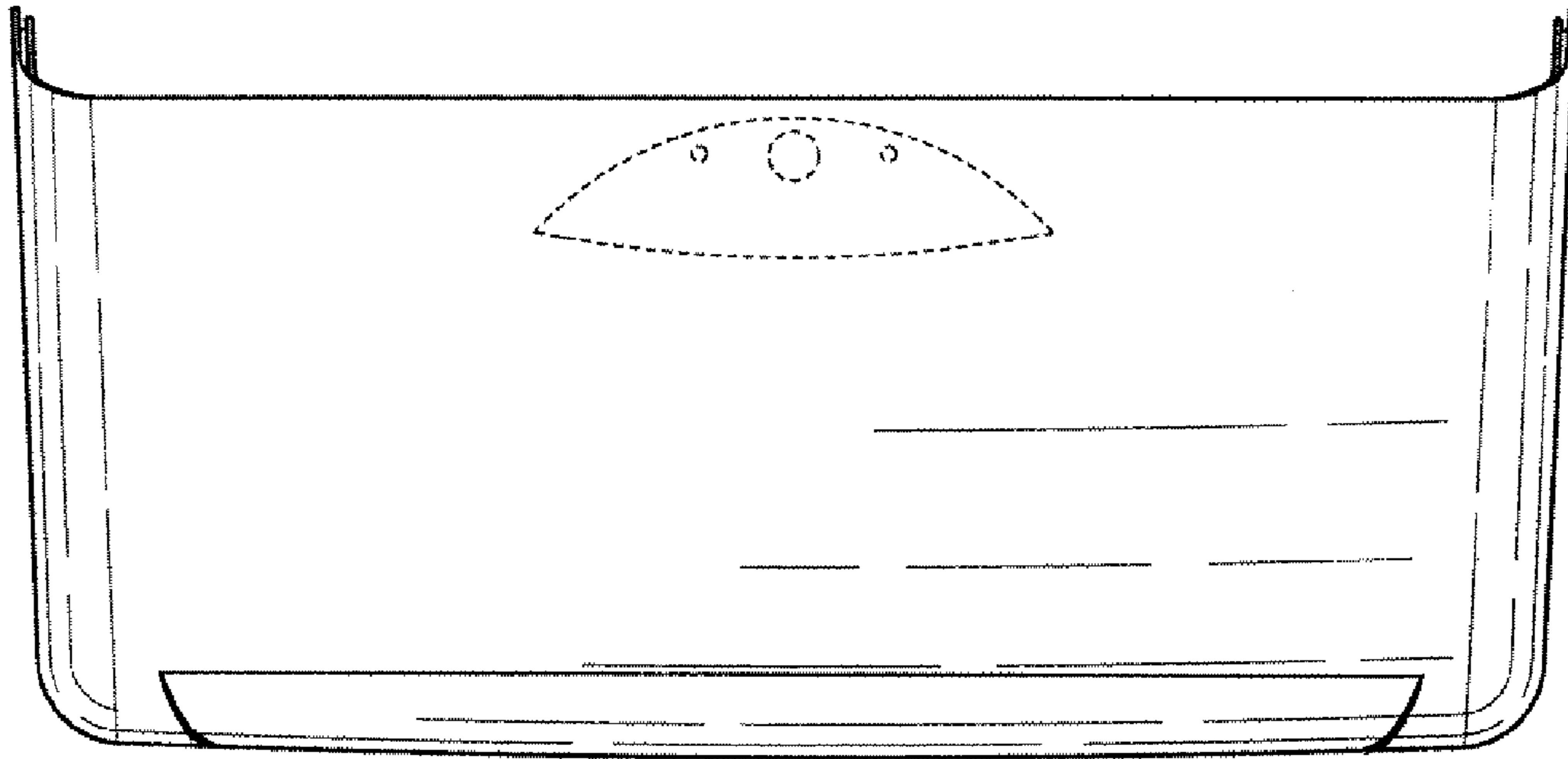


Fig. 3

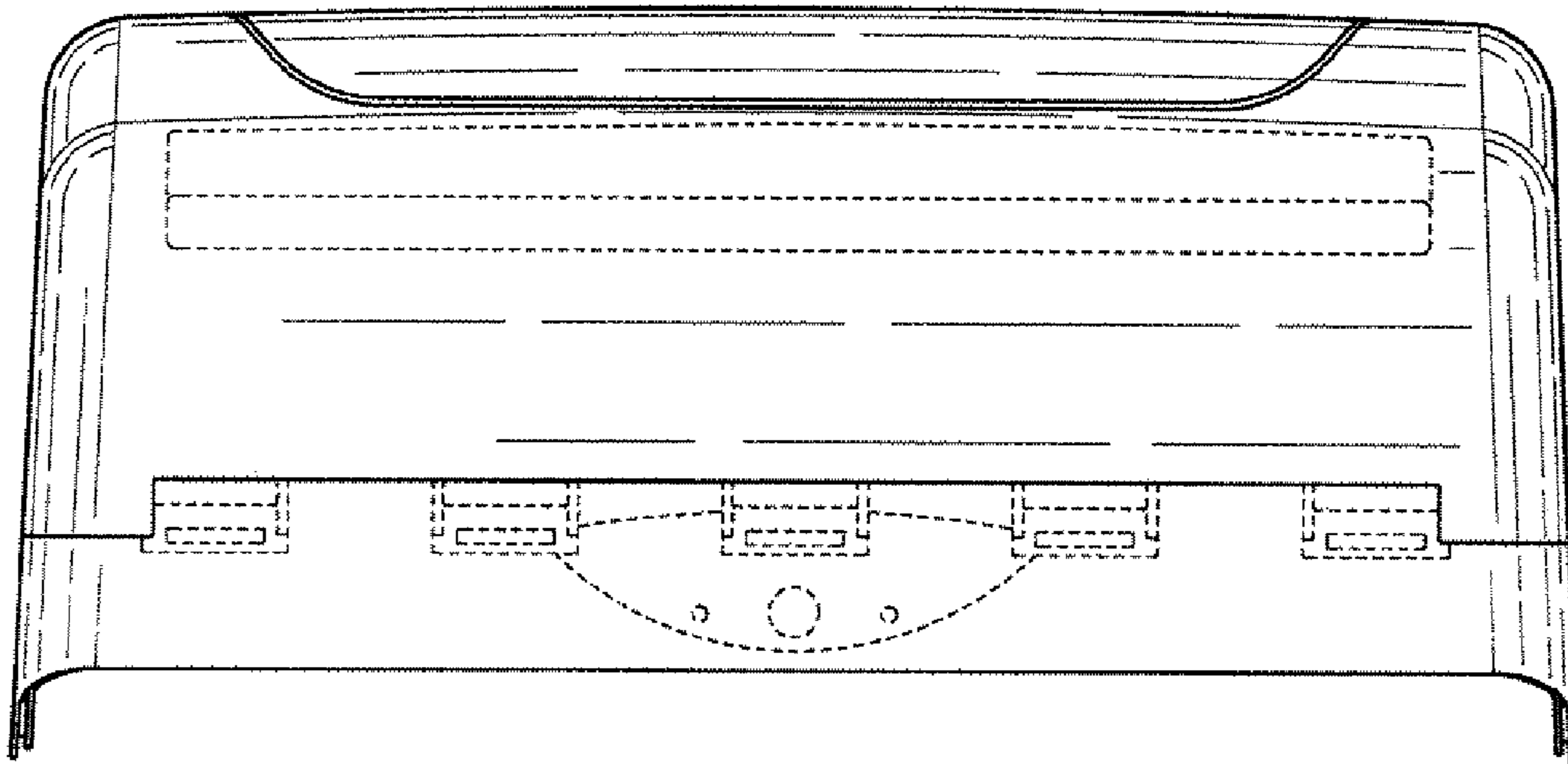


Fig. 4

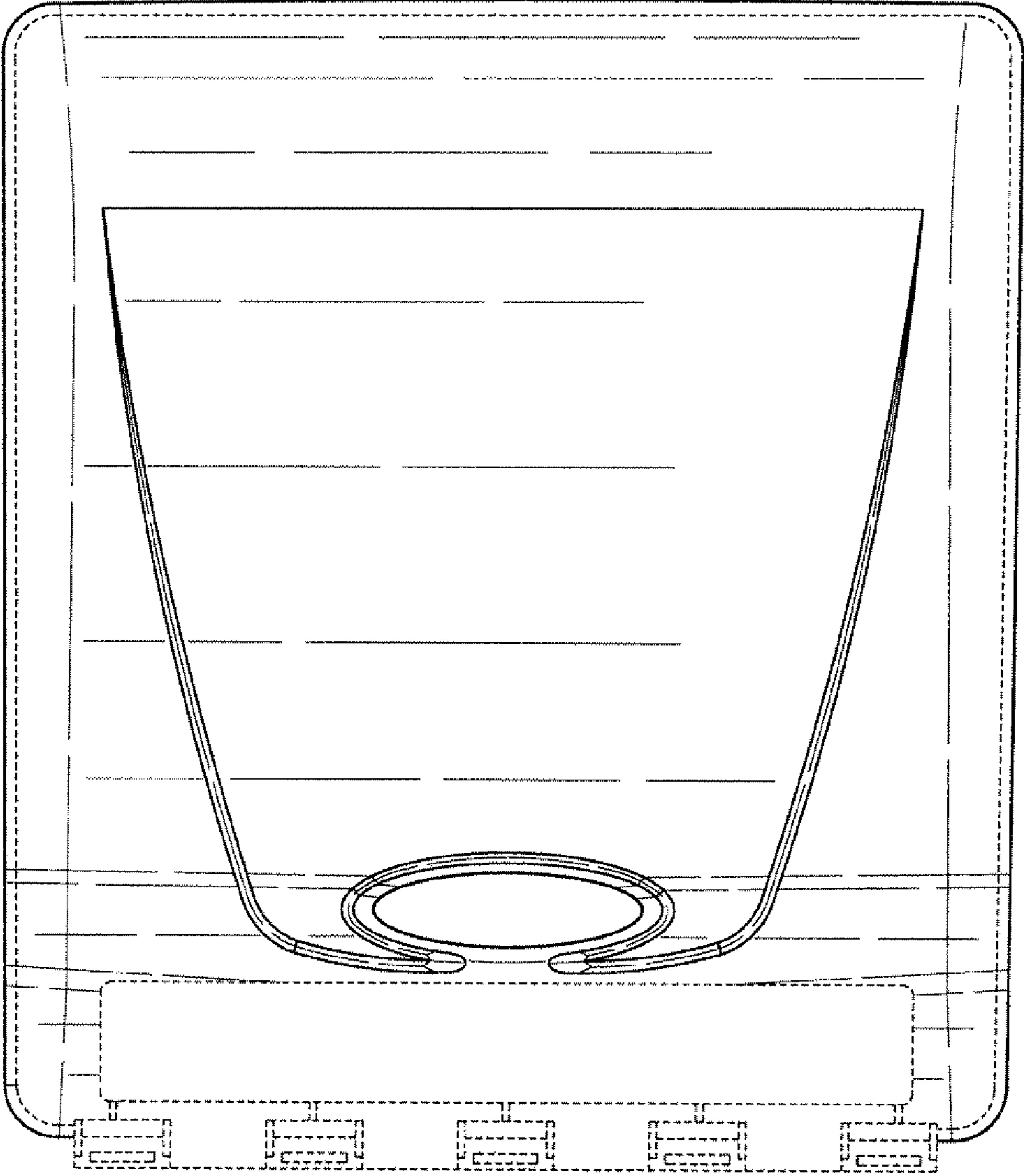


Fig. 5