



US00D619797S

(12) **United States Design Patent**
Liles

(10) **Patent No.:** **US D619,797 S**
(45) **Date of Patent:** **** Jul. 20, 2010**

- (54) **SHOE**
- (75) Inventor: **Timothy K. Liles**, Boston, MA (US)
- (73) Assignee: **Converse, Inc.**, North Andover, MA (US)
- (**) Term: **14 Years**
- (21) Appl. No.: **29/358,443**
- (22) Filed: **Mar. 26, 2010**

- D345,451 S 3/1994 Teague
- D346,478 S 5/1994 Teague
- D347,109 S 5/1994 Avar
- D348,764 S 7/1994 Teague
- D364,499 S 11/1995 Avar
- D365,201 S 12/1995 Avar

(Continued)

Related U.S. Application Data

- (63) Continuation of application No. 11/536,353, filed on Sep. 28, 2006.

- (51) **LOC (9) Cl.** **02-99**
- (52) **U.S. Cl.** **D2/972**
- (58) **Field of Classification Search** D2/896,
D2/902, 906-908, 943, 944, 969, 972-974,
D2/975; 36/45-49, 50.1, 77 M, 77 R, 83,
36/88, 113, 114, 126-131
See application file for complete search history.

(56) **References Cited**

U.S. PATENT DOCUMENTS

- 1,743,689 A 1/1930 Scrogins
- 1,986,580 A 1/1935 Johnson
- 2,074,697 A 3/1937 Kimpton
- D114,917 S * 5/1939 Cairns D2/902
- D114,918 S * 5/1939 Cairns D2/902
- D117,330 S * 10/1939 Cairns D2/902
- D128,519 S * 7/1941 Hard D2/902
- D148,451 S * 1/1948 Arnoff D2/902
- D148,519 S * 2/1948 Campagna D2/973
- 2,444,428 A 7/1948 Carrier
- D155,816 S * 11/1949 Little D2/902
- D157,034 S * 1/1950 Eldon D2/902
- 2,531,763 A 11/1950 Andre
- 2,591,211 A 4/1952 Spencer
- D173,030 S * 9/1954 Hoza D2/902
- 3,837,098 A 9/1974 Rathmell
- 4,571,856 A 2/1986 Lin et al.
- D296,722 S 7/1988 Brown et al.

OTHER PUBLICATIONS

International Search Report dated Mar. 26, 2008 for PCT/US2007/079558, pp. 1-3.

Primary Examiner—Dominic Simone

(74) *Attorney, Agent, or Firm*—Banner & Witcoff, Ltd.

(57) **CLAIM**

The ornamental design for a shoe, as shown and described.

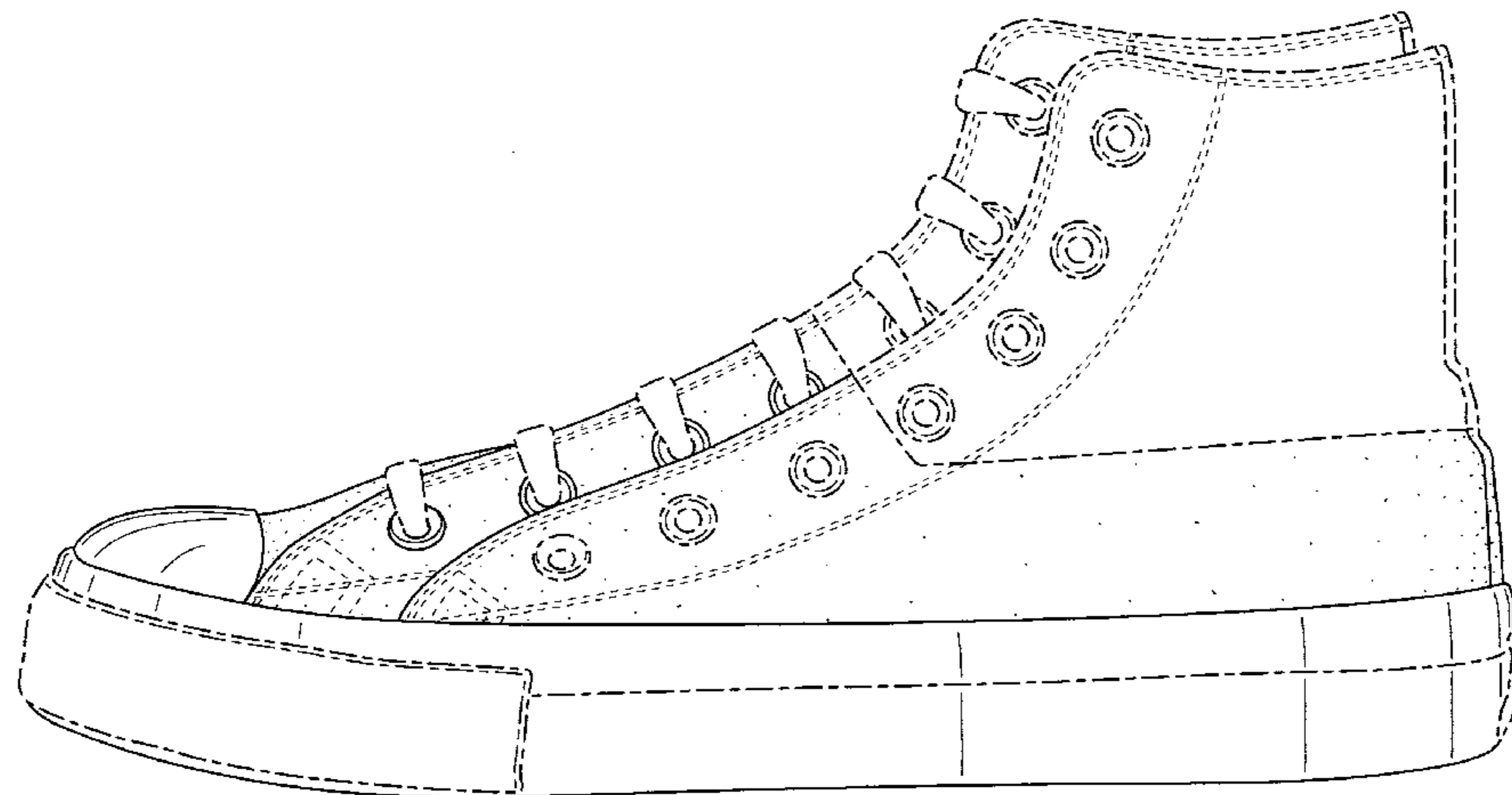
DESCRIPTION

FIG. 1 is a lateral side view of a shoe showing my new design;
 FIG. 2 is a medial side view thereof;
 FIG. 3 is a rear view thereof;
 FIG. 4 is a front view thereof;
 FIG. 5 is a lateral side view of the shoe of FIGS. 1-4 with the disclaimed stitching removed for clarity;
 FIG. 6 is a medial side view thereof;
 FIG. 7 is a rear view thereof; and,
 FIG. 8 is a front view thereof.

The even broken lines within the shaded area of FIGS. 1-4 represent disclaimed stitching and form no part of the claimed design. The uneven broken lines immediately adjacent to the shaded area of FIGS. 1-8 represent unclaimed boundaries of the design.

The uneven broken line showing of remainder of the shoe in FIGS. 1-8 is for environmental purposes only and forms no part of the claimed design.

1 Claim, 6 Drawing Sheets



US D619,797 S

Page 2

U.S. PATENT DOCUMENTS

D393,348 S	4/1998	Backus	D412,053 S	7/1999	Blakeslee et al.	
D393,349 S	4/1998	Backus	7,086,181 B2	8/2006	Farys	
5,909,947 A	6/1999	DeMarchi	D555,332 S *	11/2007	Liles	D2/902
D412,052 S	7/1999	Blakeslee et al.	D555,333 S *	11/2007	Riebesell	D2/902

* cited by examiner

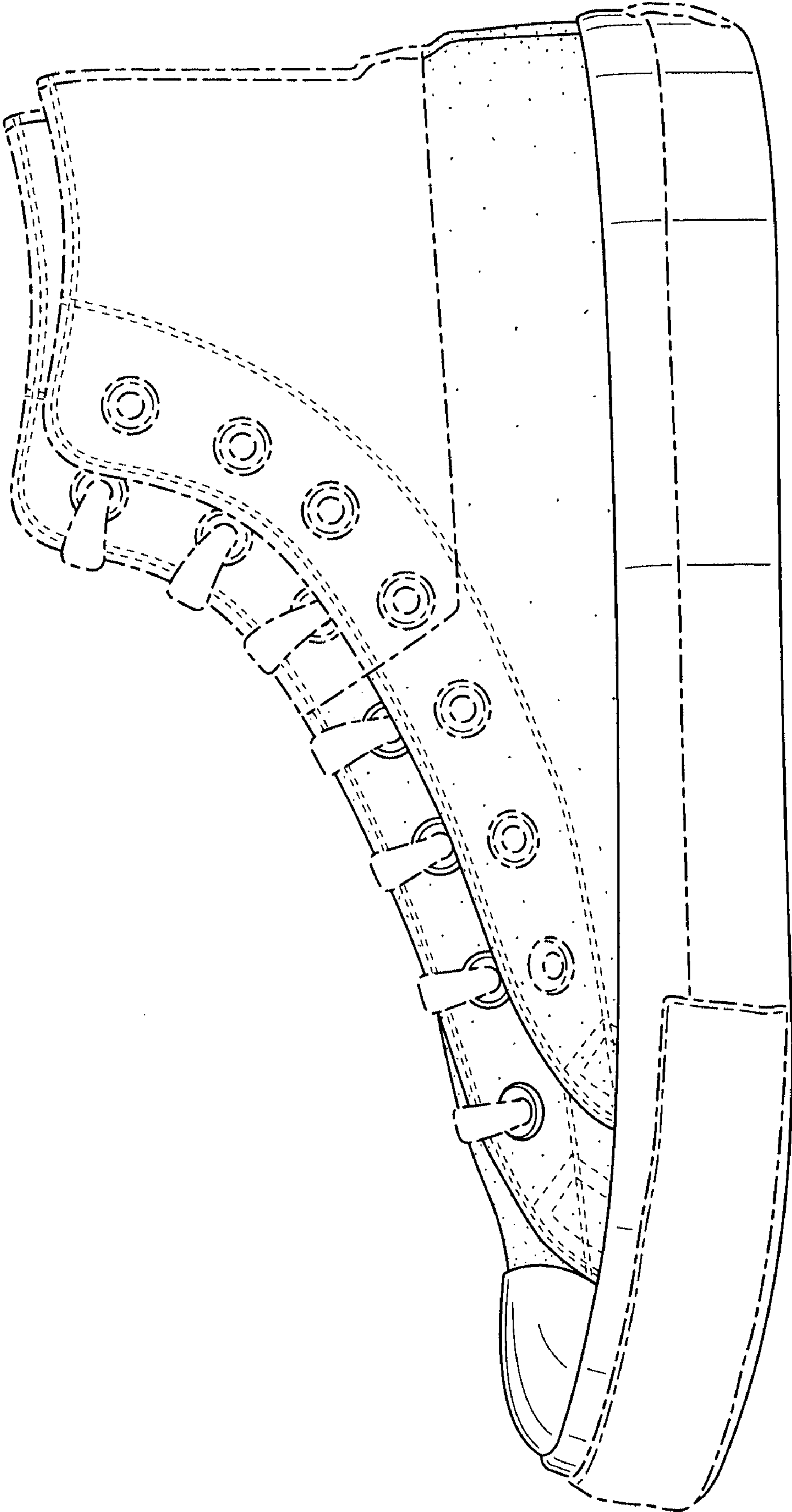


FIG. 1

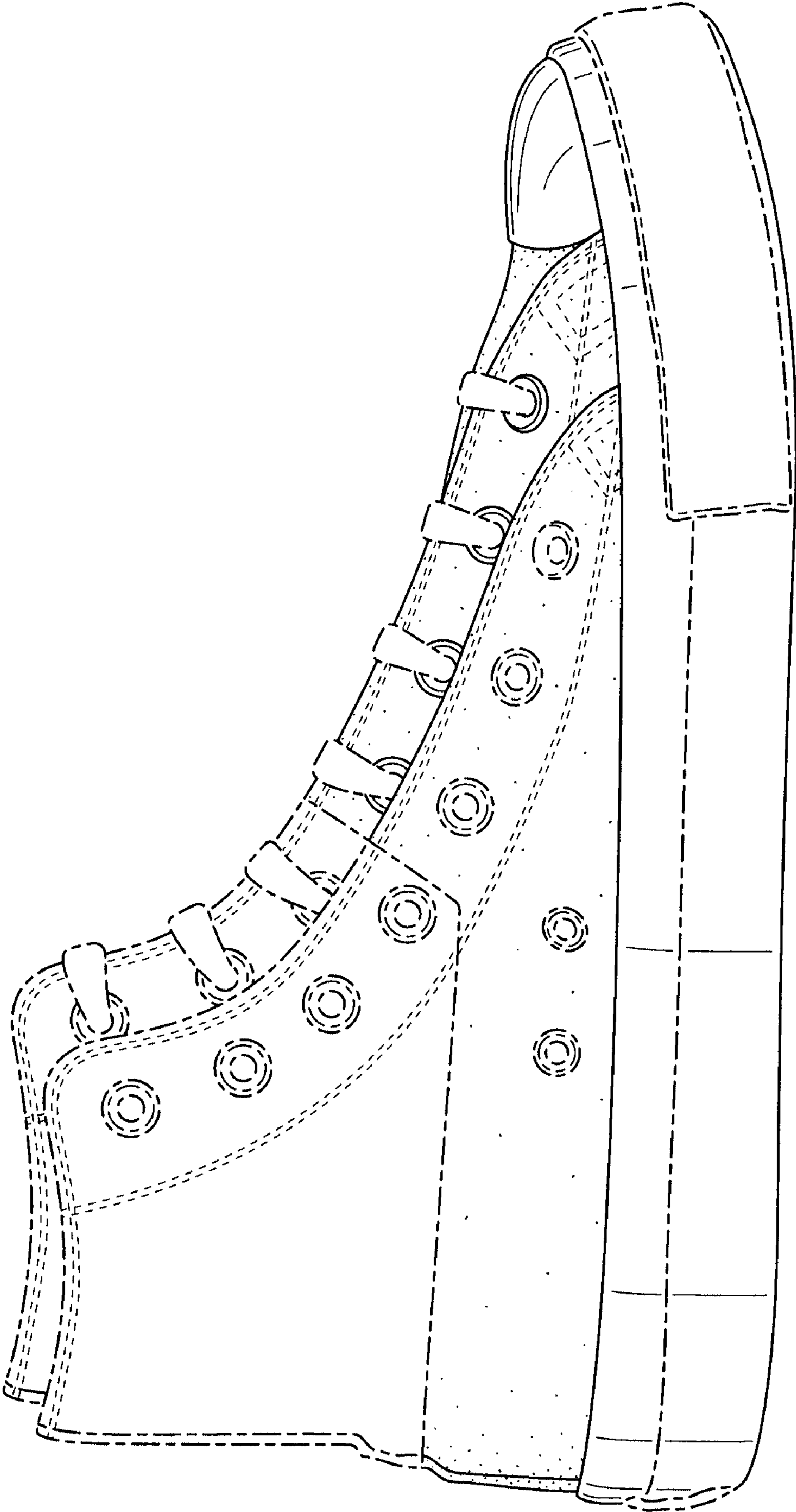


FIG. 2

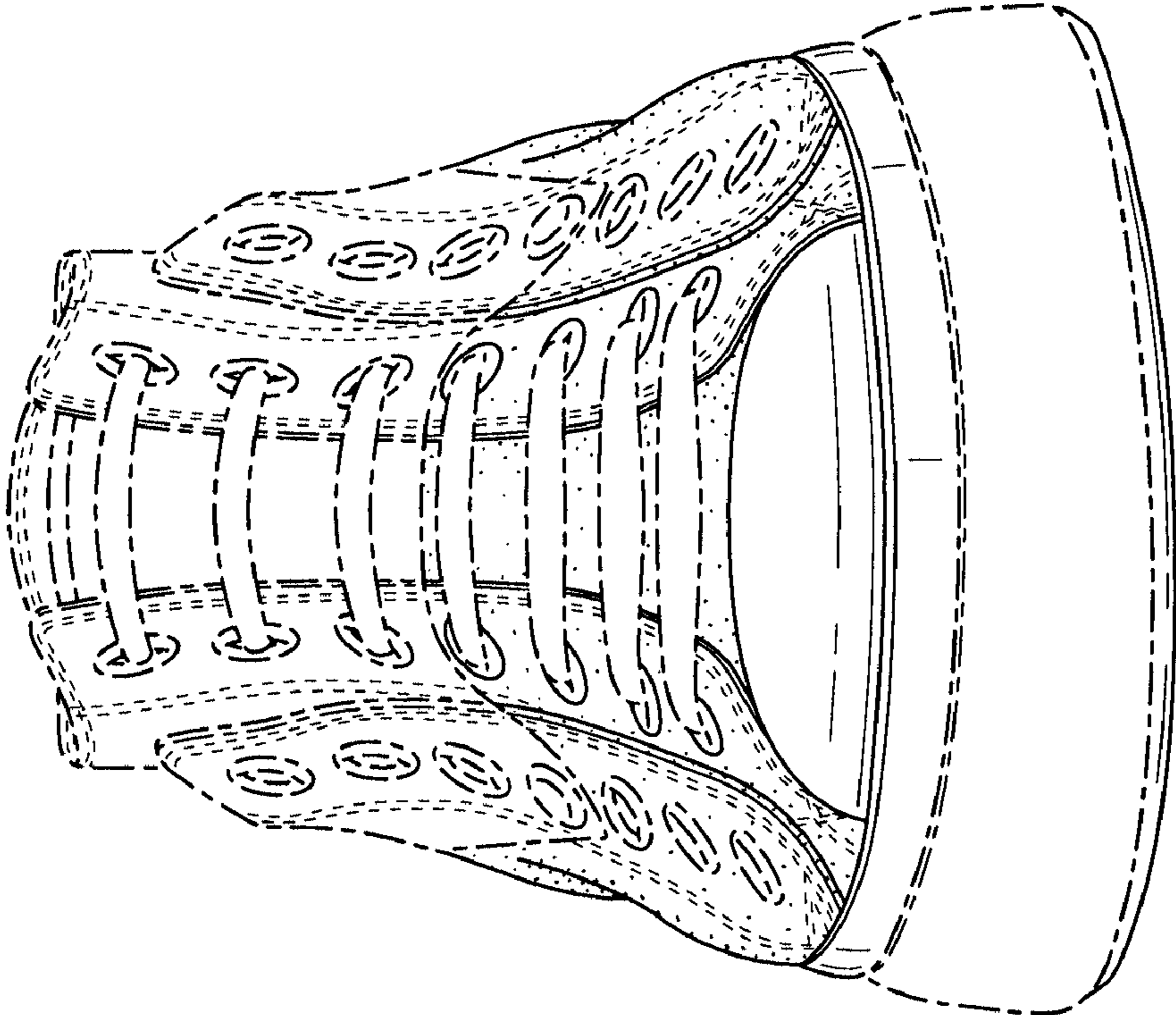


FIG. 4

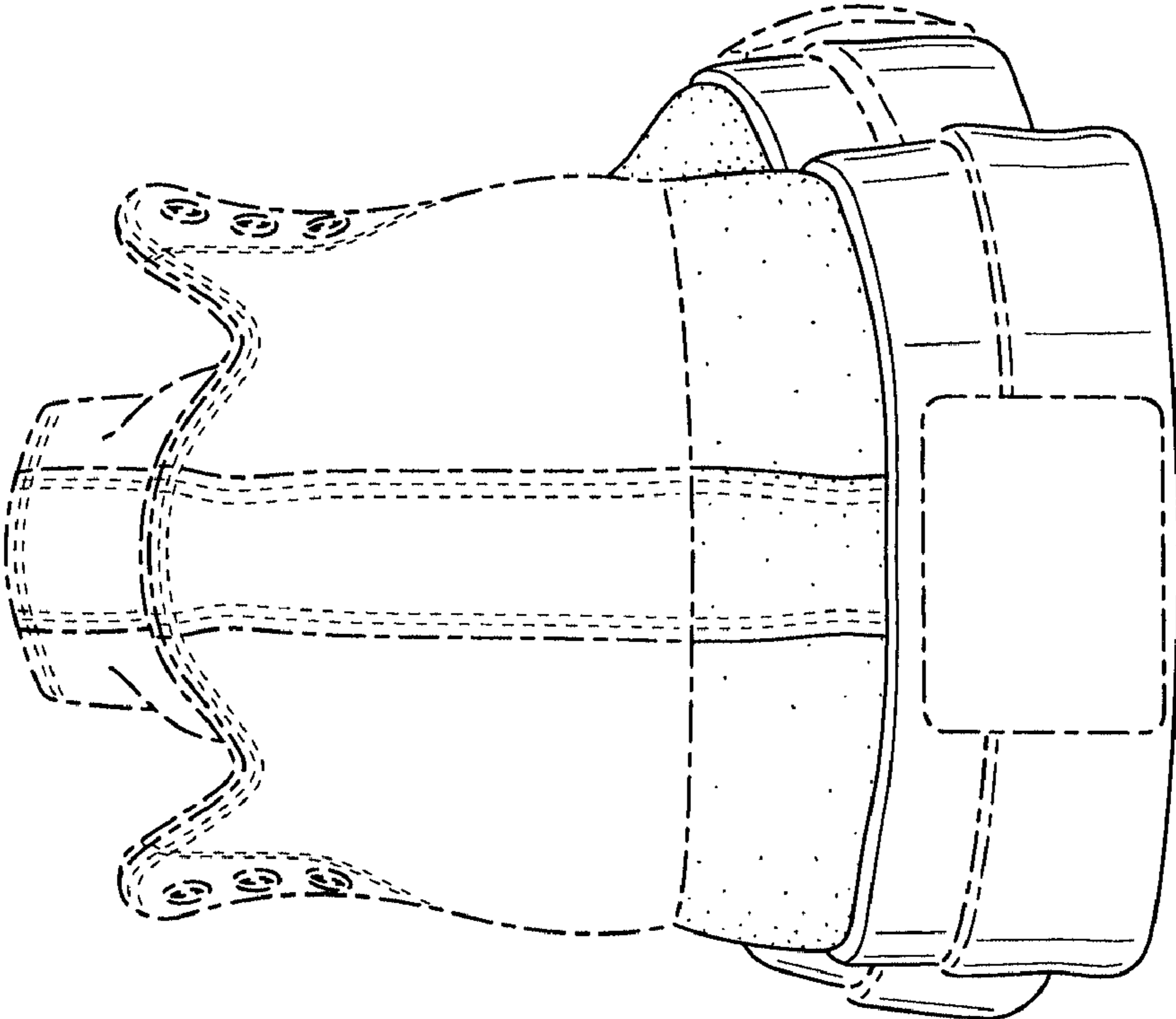


FIG. 3

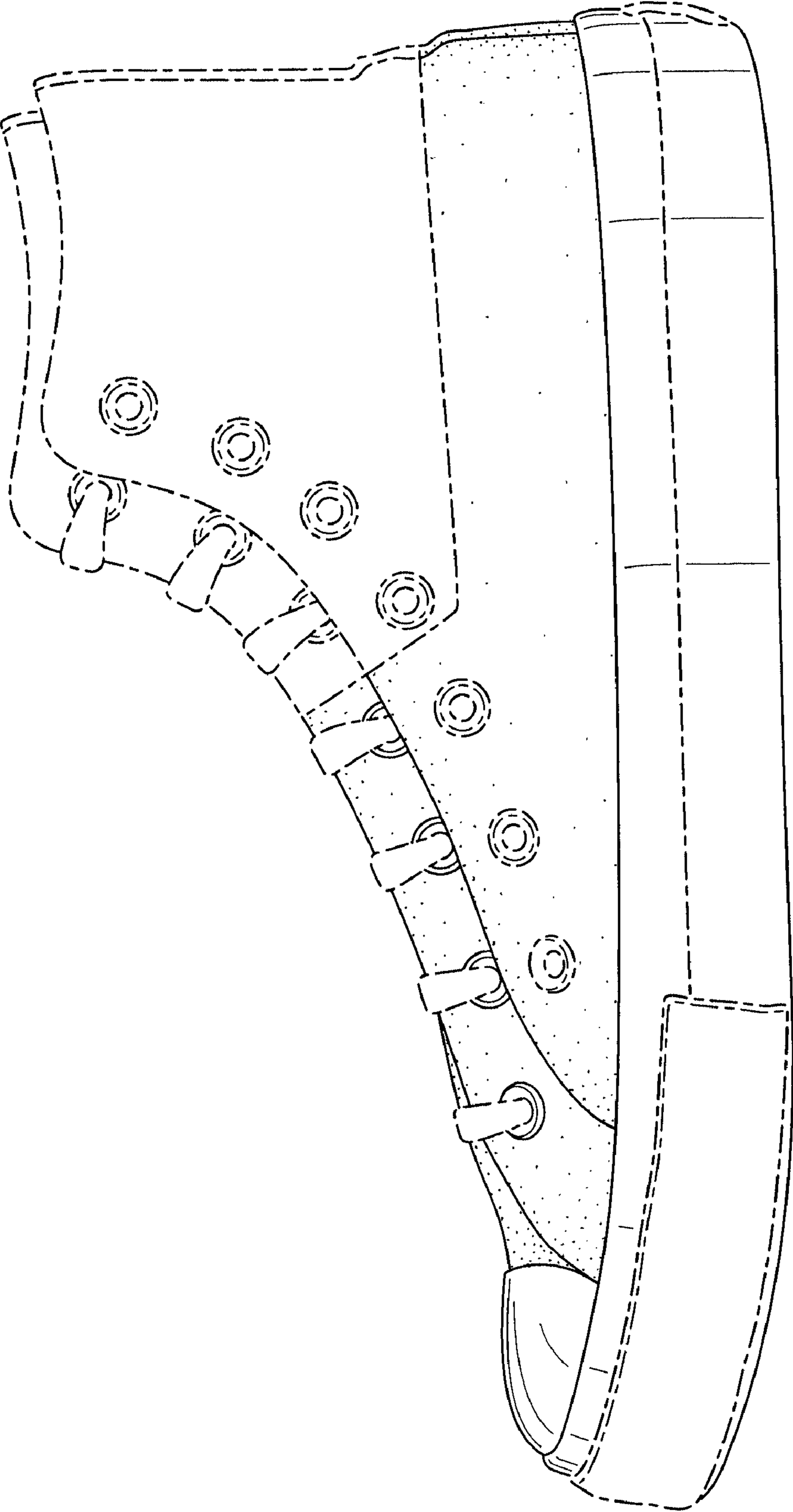


FIG. 5

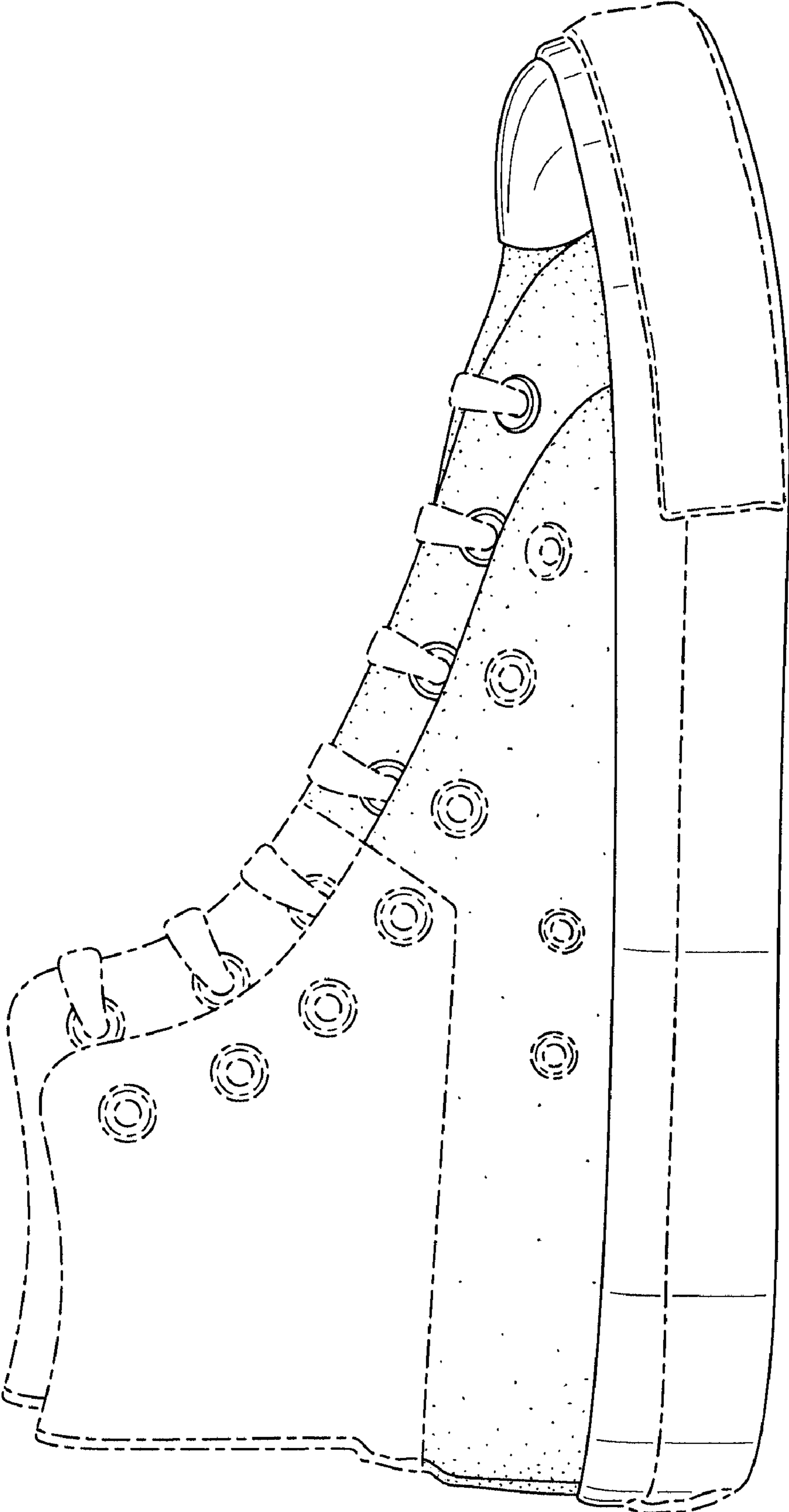


FIG. 6

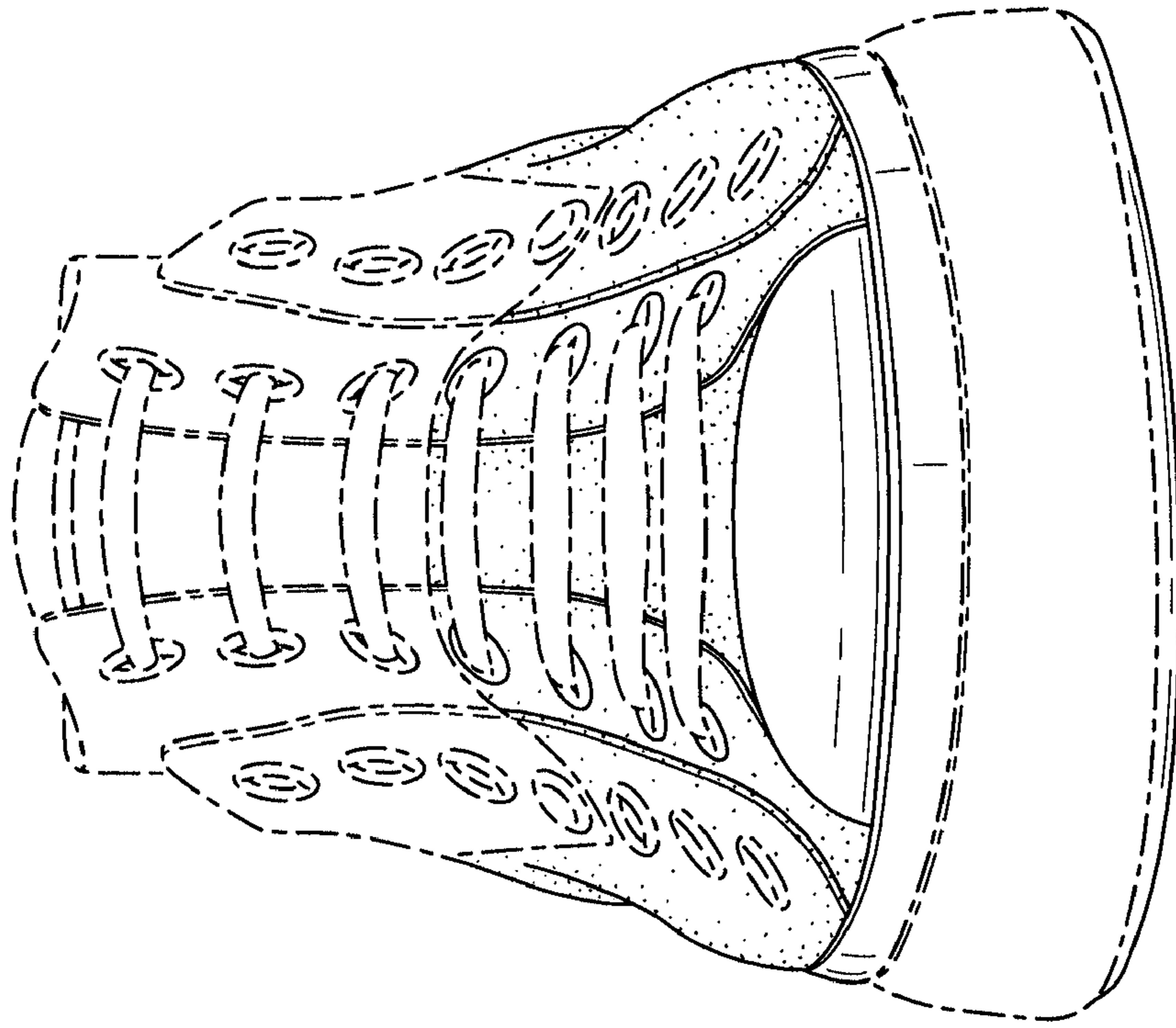


FIG. 8

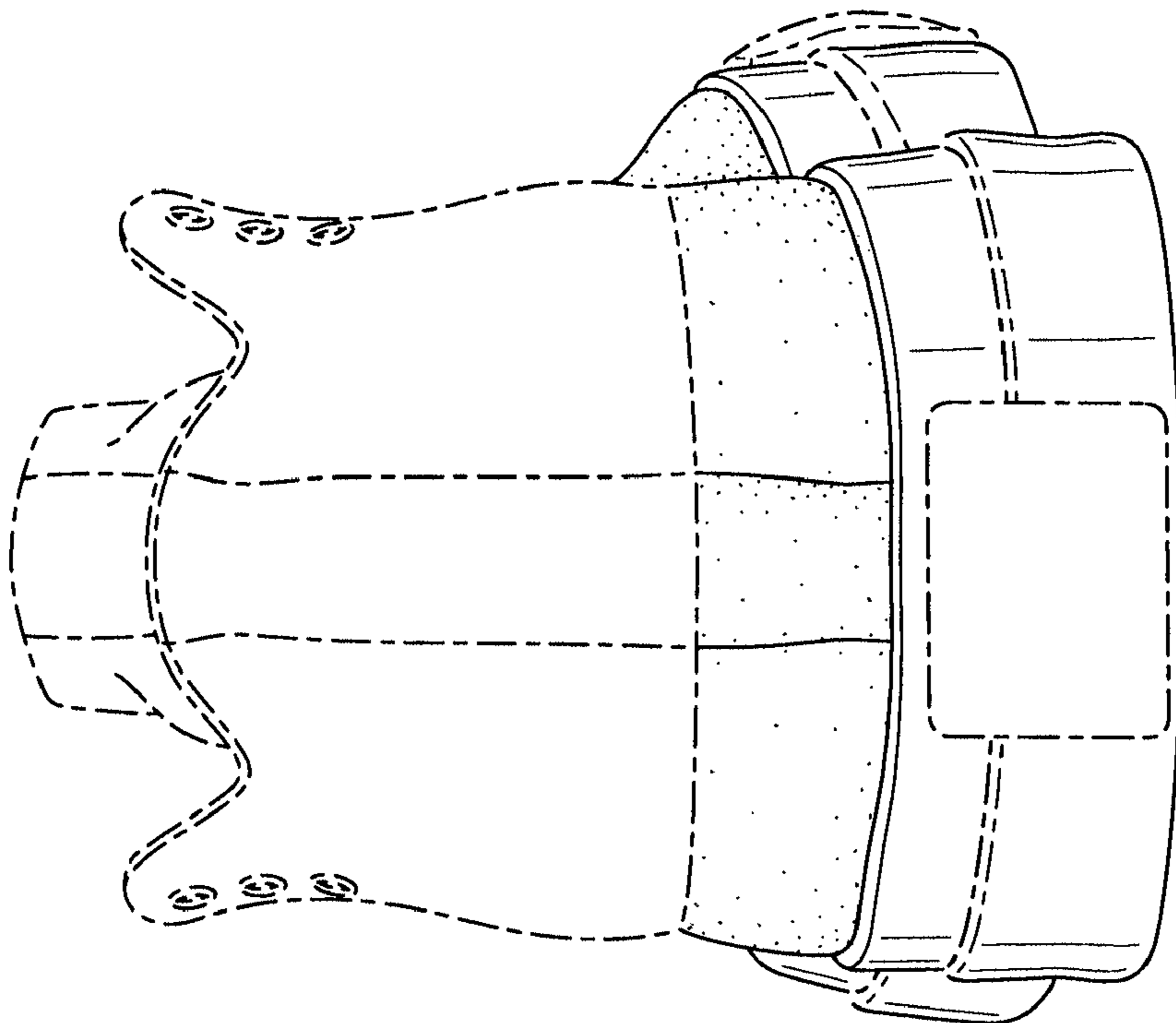


FIG. 7