



US00D619784S

(12) **United States Design Patent**
Kanada et al.

(10) **Patent No.:** **US D619,784 S**
(45) **Date of Patent:** **** Jul. 20, 2010**

(54) **TIGHTS FOR SPORTS**

(75) Inventors: **Tsuguhiro Kanada**, Oyabe (JP); **Gen Arai**, Tokyo (JP); **Ryota Ito**, Oyabe (JP)

(73) Assignees: **Goldwin Technicalcenter Inc.**, Toyama-ken (JP); **Goldwin Inc.**, Toyama-ken (JP)

(**) Term: **14 Years**

(21) Appl. No.: **29/340,105**

(22) Filed: **Jul. 14, 2009**

(30) **Foreign Application Priority Data**

Jan. 15, 2009 (JP) 2009-000665

(51) **LOC (9) Cl.** **02-02**

(52) **U.S. Cl.** **D2/742**

(58) **Field of Classification Search** D2/731,
D2/738, 742, 745, 748; 2/22, 79, 227, 228,
2/235–239, 242

See application file for complete search history.

(56) **References Cited**

U.S. PATENT DOCUMENTS

- 4,625,336 A * 12/1986 Derderian 2/79
- D385,385 S * 10/1997 Dicker D2/731
- D402,786 S 12/1998 Fujii et al.
- D404,538 S 1/1999 Fujii et al.
- D420,781 S 2/2000 Fujii et al.
- D460,602 S 7/2002 Tanaka et al.
- D483,551 S * 12/2003 Kallen D2/742
- D507,857 S * 8/2005 Ota et al. D2/742
- D514,774 S * 2/2006 Africa et al. D2/731
- D532,958 S * 12/2006 Kent D2/742
- D537,237 S * 2/2007 Chionna D2/742
- D548,928 S * 8/2007 Wong D2/742
- 7,500,274 B1 * 3/2009 Kallen 2/227
- 7,533,423 B2 * 5/2009 Rudolph 2/227
- D602,229 S * 10/2009 Clement D2/742
- D608,527 S 1/2010 Chionna et al.

FOREIGN PATENT DOCUMENTS

- JP D964427 S 9/1996
- JP D1252444 S 10/2005
- JP D1252446 S 10/2005
- WO WO 2006/032096 A1 3/2006

OTHER PUBLICATIONS

Russian Search Report issued Mar. 4, 2010, application No. 200950191.1.

Taiwan Search Report issued Mar. 26, 2010, application No. 2009-000665.

* cited by examiner

Primary Examiner—Ian Simmons

Assistant Examiner—R. Johnson

(74) *Attorney, Agent, or Firm*—RatnerPrestia

(57) **CLAIM**

The ornamental design for tights for sports, as shown and described.

DESCRIPTION

FIG. 1 is a front view of tights for sports showing my new design;

FIG. 2 is a rear view thereof;

FIG. 3 is a right side view thereof;

FIG. 4 is a left side view thereof;

FIG. 5 is a top plan view thereof;

FIG. 6 is a bottom plan view thereof;

FIG. 7 is a cross-sectional view taken in the direction 7—7 in FIG. 1;

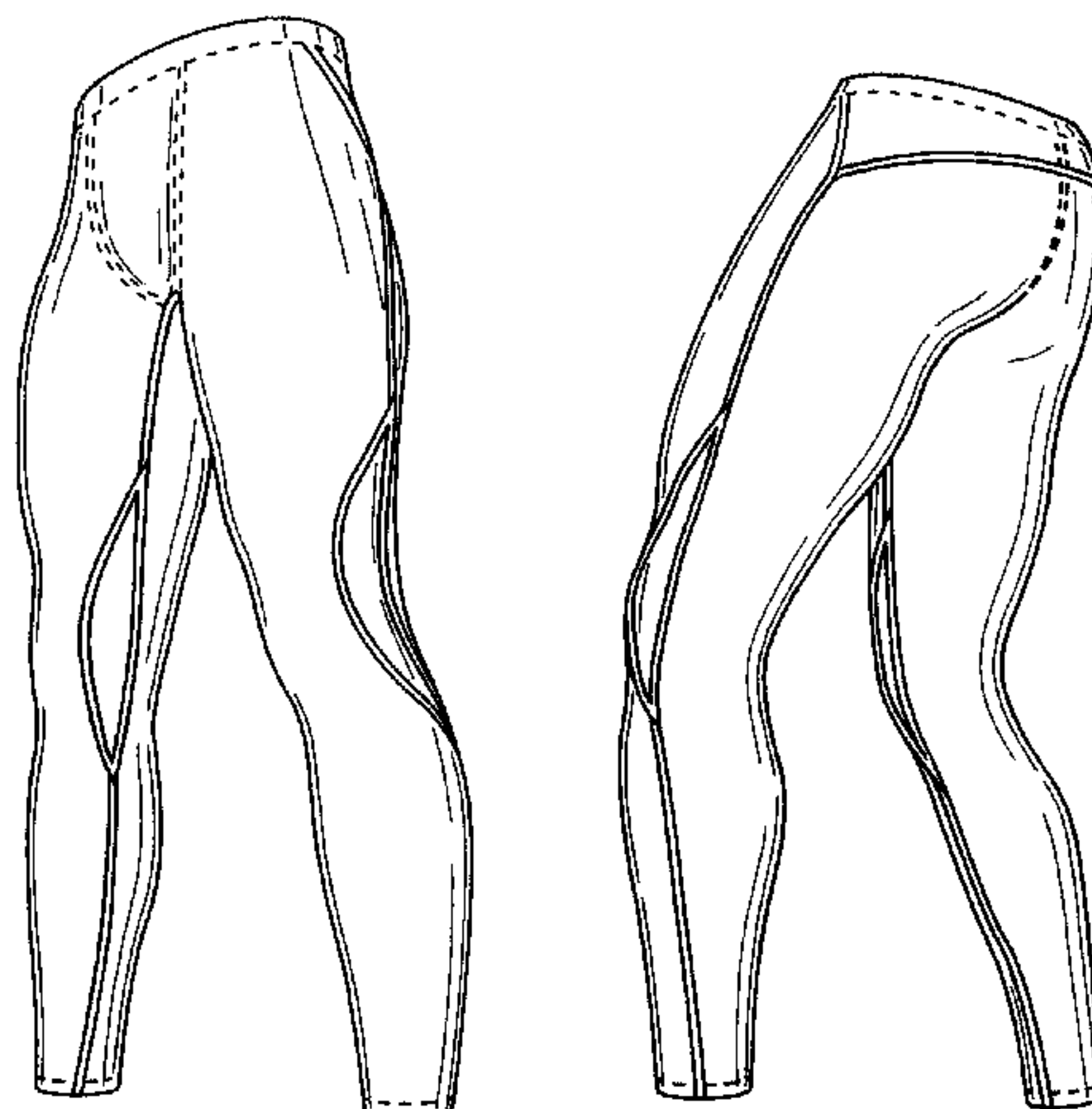
FIG. 8 is a right side view showing the leg part of the tights opened view thereof;

FIG. 9 is a front perspective view showing the tights being worn; and,

FIG. 10 is a rear perspective view showing the tights being worn.

The broken lines are for illustrative purposes only and form no part of the claimed design.

1 Claim, 5 Drawing Sheets



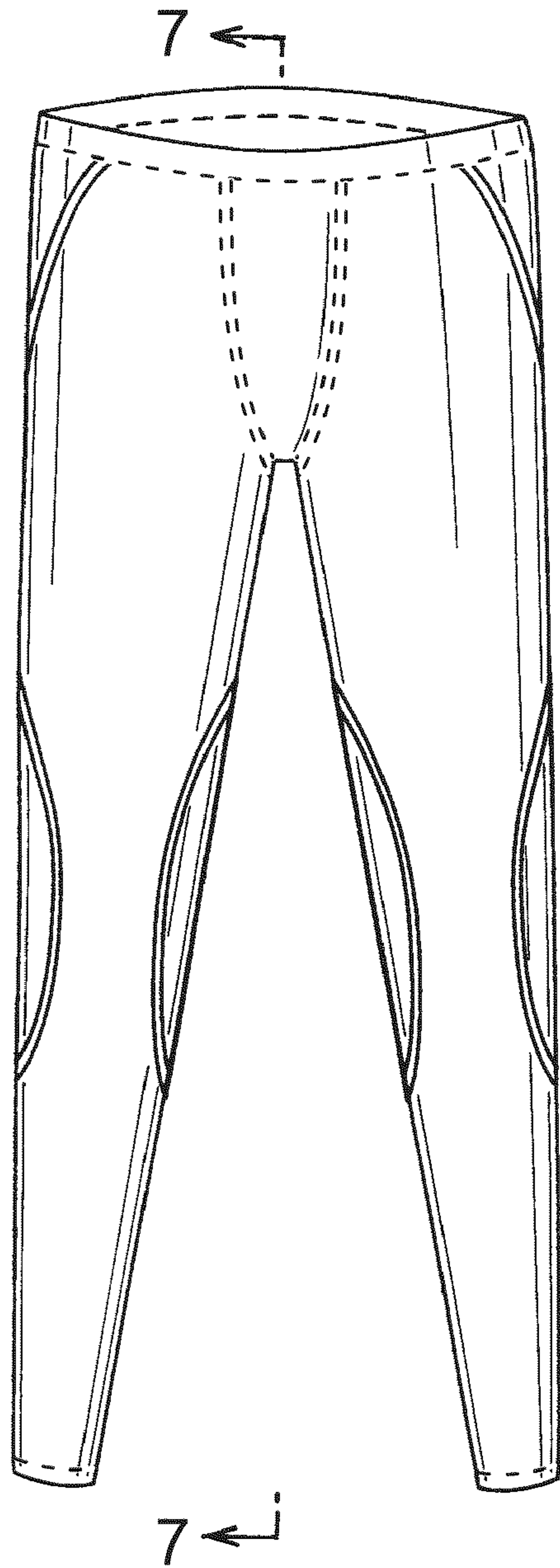


FIG. 1

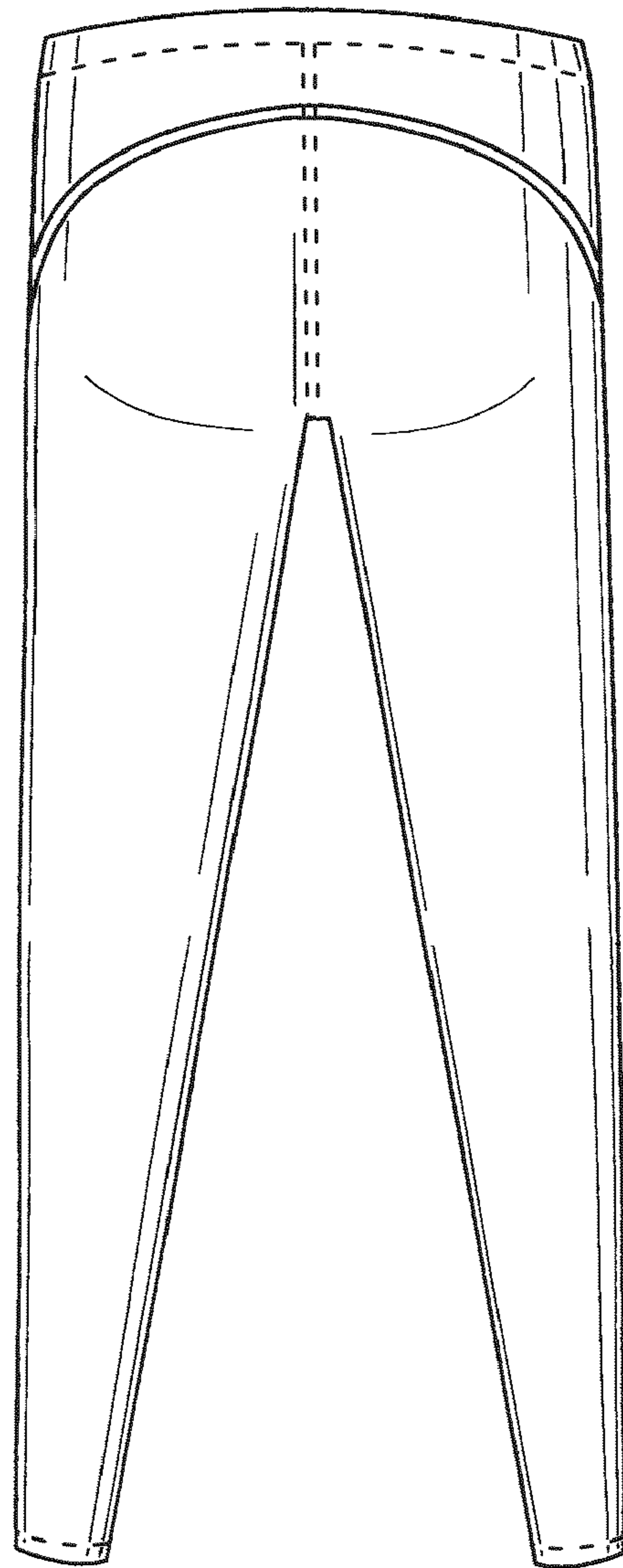


FIG. 2



FIG. 3



FIG. 4

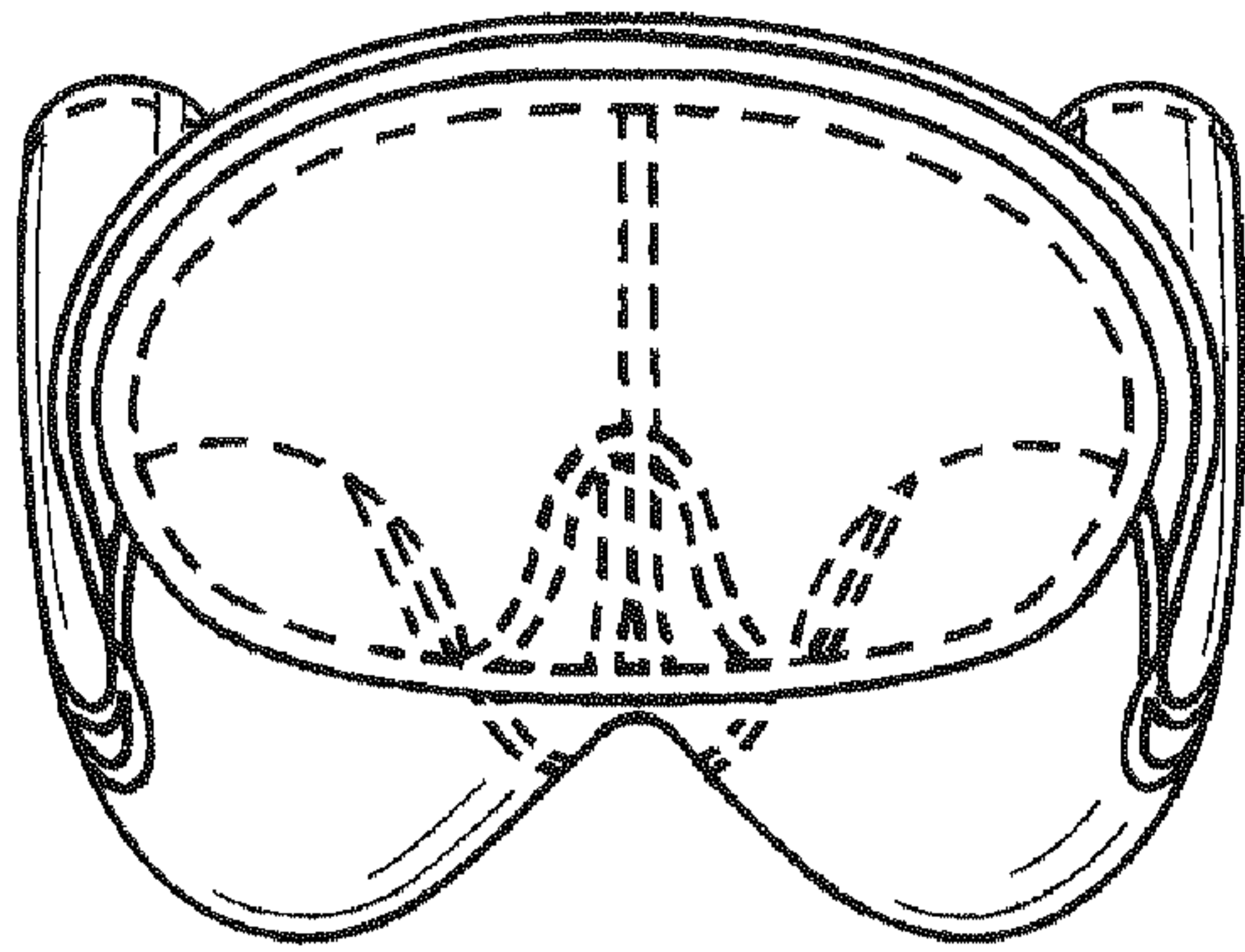


FIG. 5

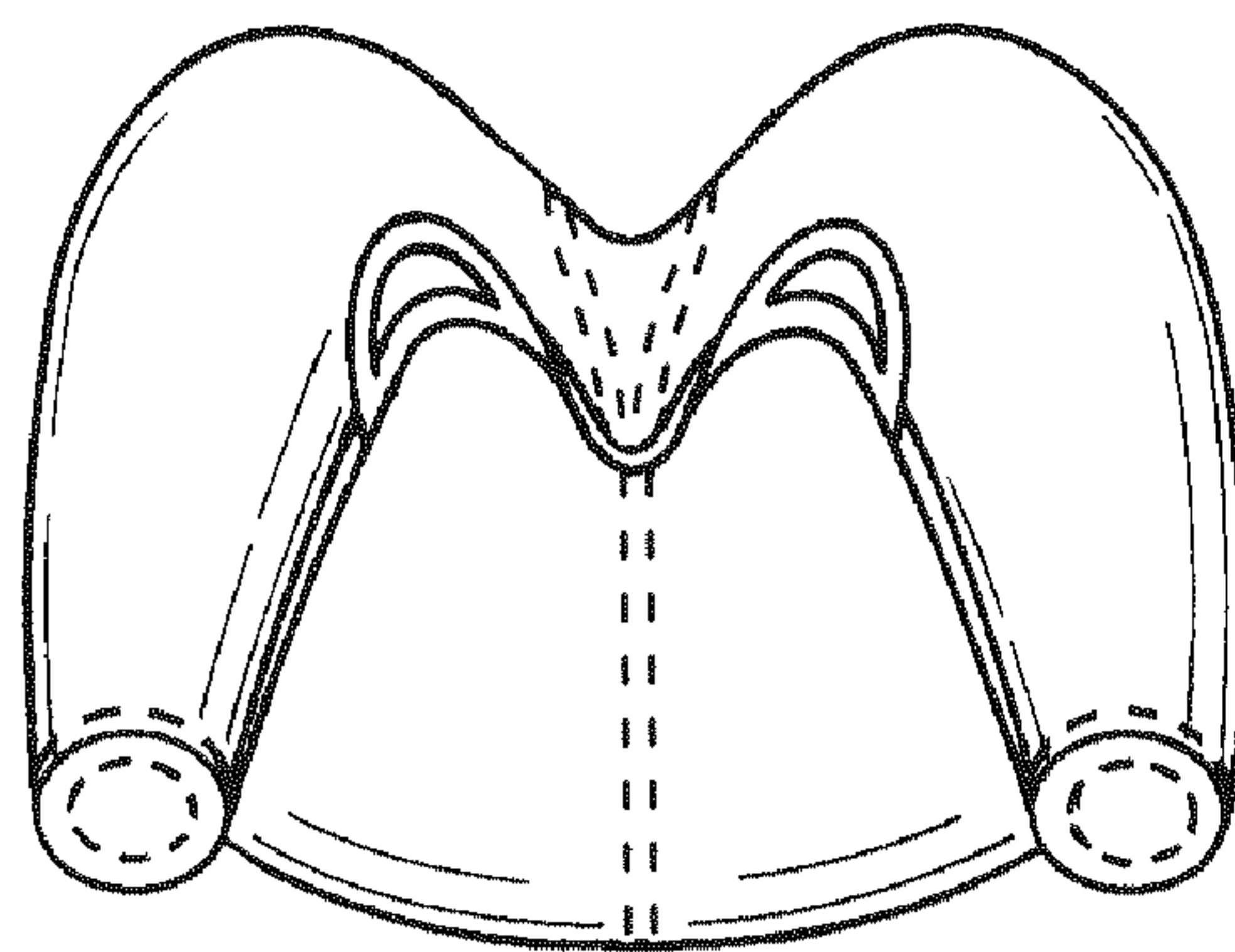


FIG. 6



FIG. 7



FIG. 8




FIG. 9



FIG. 10

UNITED STATES PATENT AND TRADEMARK OFFICE
CERTIFICATE OF CORRECTION

PATENT NO. : Des. 619,784 S
APPLICATION NO. : 29/340105
DATED : July 20, 2010
INVENTOR(S) : Tsuguhiko Kanada et al.

Page 1 of 1


It is certified that error appears in the above-identified patent and that said Letters Patent is hereby corrected as shown below:

Title Page, Item [73] should read

--Goldwin TechnicalCenter Inc.--

Signed and Sealed this

Ninth Day of November, 2010

A handwritten signature in black ink that reads "David J. Kappos". The signature is written in a cursive, flowing style.

David J. Kappos
Director of the United States Patent and Trademark Office