



US00D619775S

(12) **United States Design Patent**
Pendleton

(10) **Patent No.:** **US D619,775 S**

(45) **Date of Patent:** **** *Jul. 13, 2010**

- (54) **SAFE**
- (75) Inventor: **Bruce Pendleton**, Loganville, GA (US)
- (73) Assignee: **Pendleton Safe Company**, Loganville, GA (US)
- (*) Notice: This patent is subject to a terminal disclaimer.
- (**) Term: **14 Years**
- (21) Appl. No.: **29/335,701**
- (22) Filed: **Apr. 20, 2009**

D260,710 S * 9/1981 Miller D6/438
 D335,595 S * 5/1993 Bowen D6/472
 D348,576 S 7/1994 Narramore

(Continued)

Primary Examiner—Philip S Hyder
Assistant Examiner—Susan E Krakower
 (74) *Attorney, Agent, or Firm*—Alston & Bird LLP

(57) **CLAIM**

The ornamental design for a safe, as shown and described.

DESCRIPTION

FIG. 1 is a perspective view of a safe according to an embodiment of the present design.

FIG. 2 is a front elevation view of the safe of FIG. 1 with a door, door hinges, a combination entry keypad, a handle assembly, and an exterior shelf shown in broken lines.

FIG. 3 is a rear elevation view of the safe of FIG. 1 with the exterior shelf shown in broken lines.

FIG. 4 is a right side elevation view of the safe of FIG. 1 with the door hinges, the handle assembly, and the exterior shelf shown in broken lines.

FIG. 5 is a left side elevation view of the safe of FIG. 1 with the door hinges, the combination entry keypad, the handle assembly, and the exterior shelf shown in broken lines.

FIG. 6 is a top plan view of the safe of FIG. 1 with the exterior shelf, the handle assembly, the door hinges, and the combination entry keypad shown in broken lines; and,

FIG. 7 is a bottom plan view of the safe of FIG. 1 with the handle assembly, the door hinges, and the combination entry keypad shown in broken lines.

The broken lines shown in FIGS. 1 through 7 illustrate portions of the safe which form no part of the claimed design.

- (51) **LOC (9) Cl.** **25-02**
- (52) **U.S. Cl.** **D99/28; D99/43; D6/432**
- (58) **Field of Classification Search** D99/28, D99/43, 99; D6/432, 438, 441, 448, 457, D6/470, 510; 109/7, 25, 38-39, 45, 47-48, 109/50, 59 R, 70, 71, 77; 211/4, 64; 312/135, 312/215, 297, 305, 409

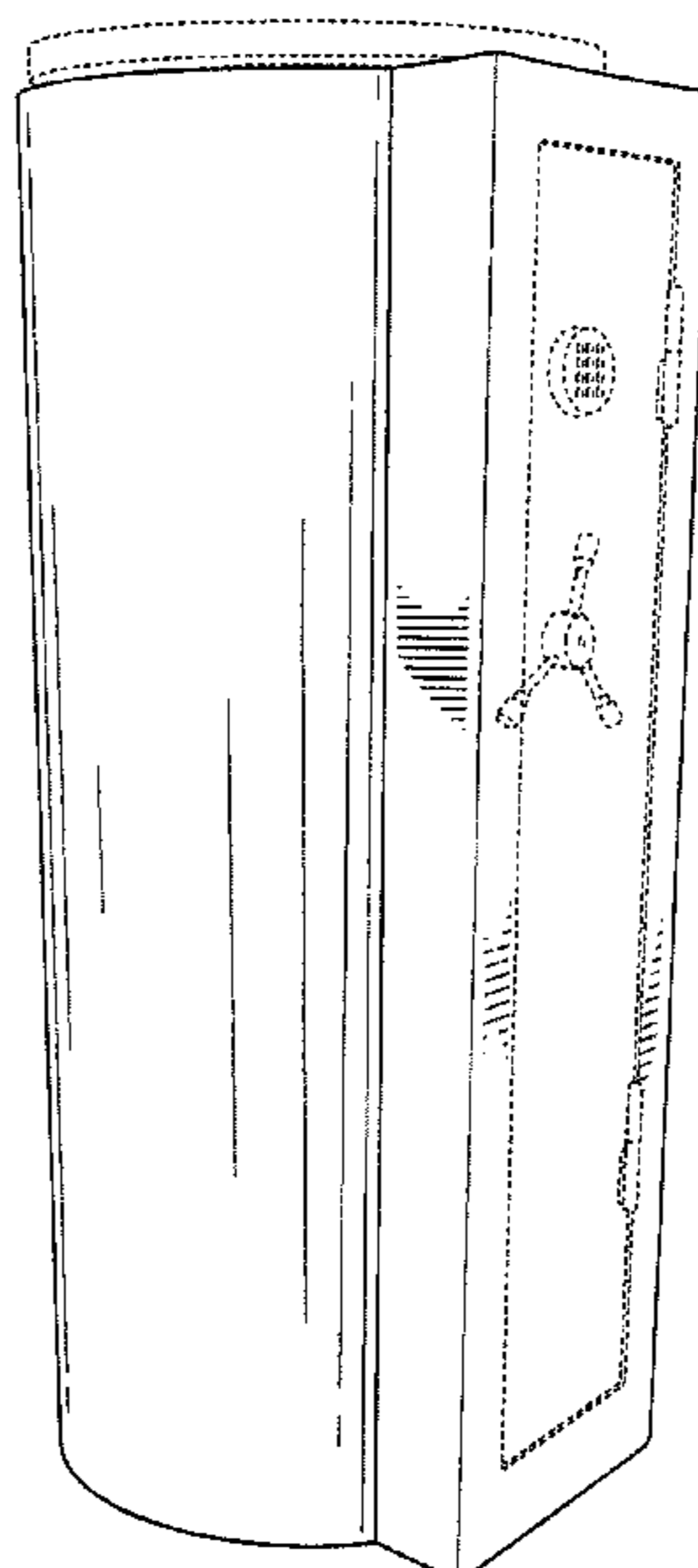
See application file for complete search history.

(56) **References Cited**

U.S. PATENT DOCUMENTS

195,219 A	9/1877	Kingham	
D16,806 S	7/1886	Farrel	
492,304 A	2/1893	Markle	
D36,919 S	5/1904	Brinton	
941,940 A *	11/1909	McCormick	109/48
1,759,129 A	5/1930	McClintock et al.	
2,081,271 A	5/1937	Ellithorpe	
2,624,650 A *	1/1953	De Perales	312/305
D175,470 S *	8/1955	Kahn	D6/457
3,762,789 A	10/1973	Robertson	
3,927,923 A	12/1975	Kimmel	
4,099,808 A	7/1978	Oakley et al.	
D252,430 S *	7/1979	Oakley et al.	D6/432
4,244,302 A	1/1981	Stine	

1 Claim, 5 Drawing Sheets



US D619,775 S

Page 2

U.S. PATENT DOCUMENTS

D408,174 S *	4/1999	Aspenwall	D6/470	7,096,801 B2	8/2006	Bartel et al.
D462,517 S	9/2002	Knox et al.		D586,525 S	2/2009	Pendleton
6,865,993 B2	3/2005	Bartel et al.		2003/0141794 A1	7/2003	Cleveland et al.
6,868,975 B2	3/2005	Sells et al.		2004/0045914 A1	3/2004	Sells et al.
7,043,946 B2	5/2006	Cline		2006/0283361 A1	12/2006	Bartel et al.
				2008/0229983 A1	9/2008	Pendleton

* cited by examiner

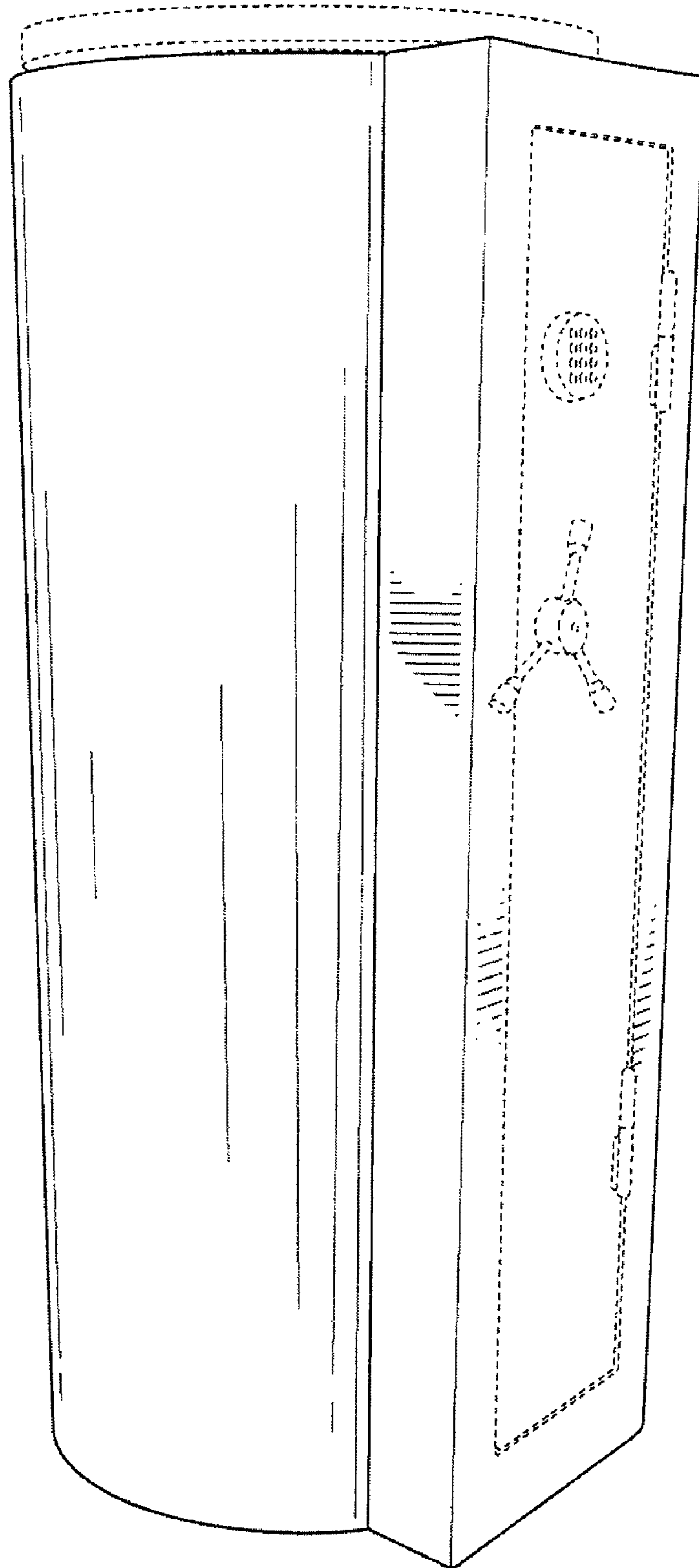


FIG. 1

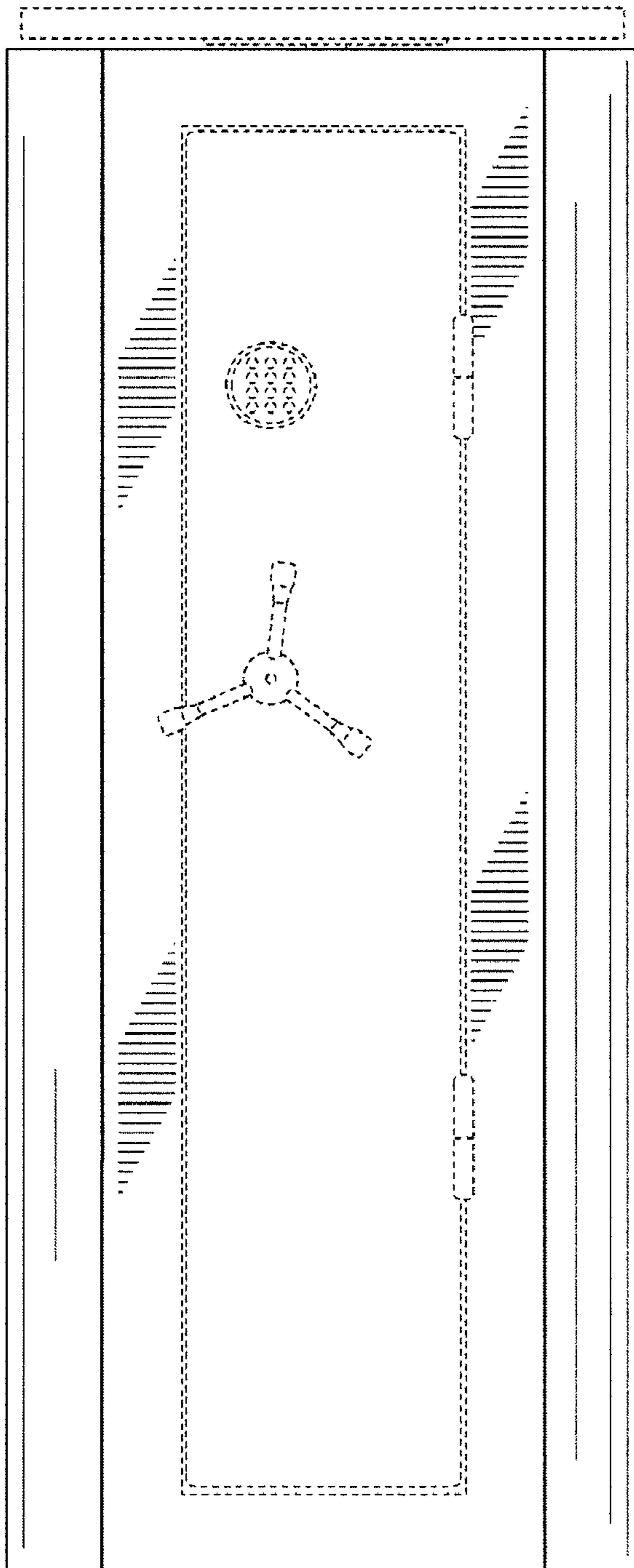


FIG. 2




FIG. 3

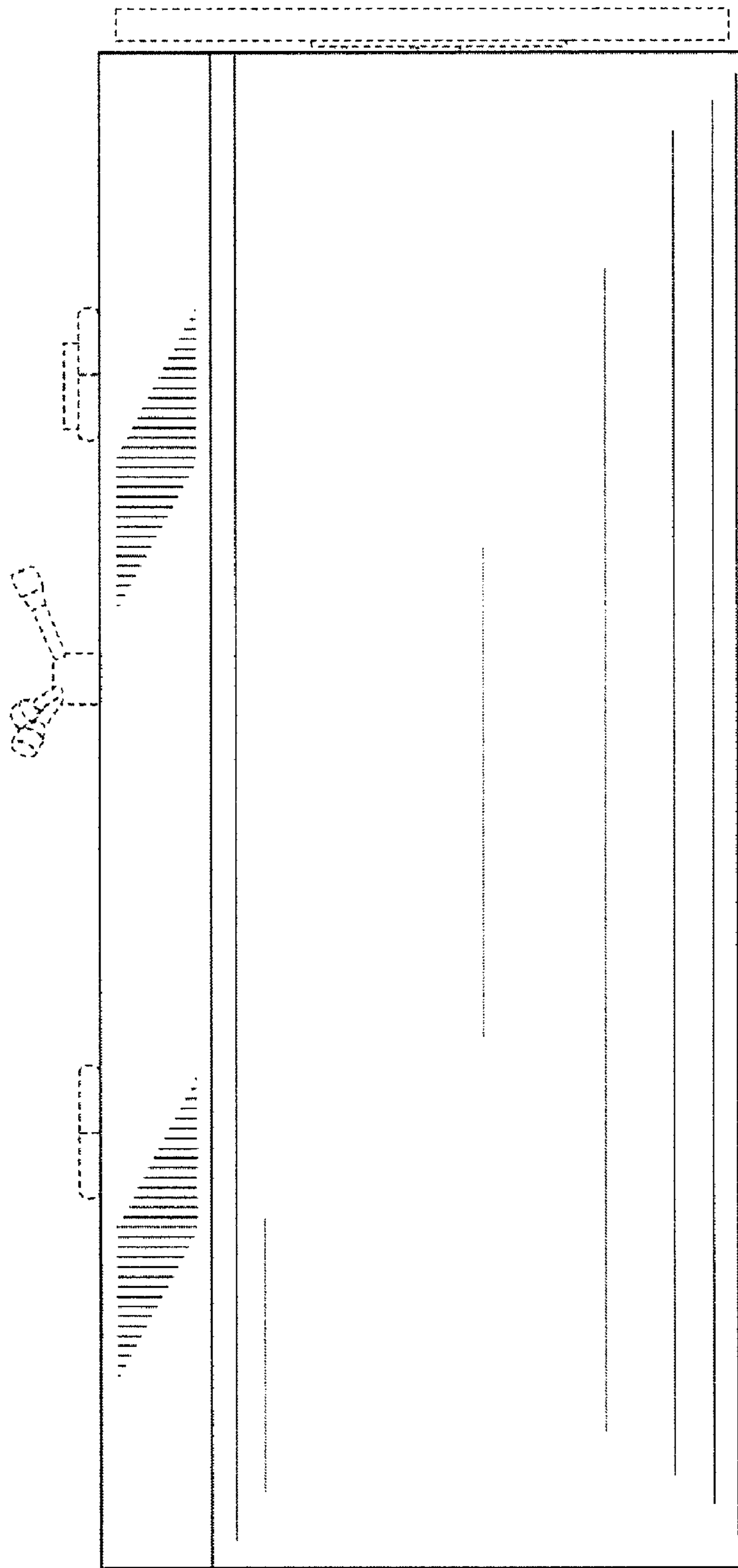


FIG. 4

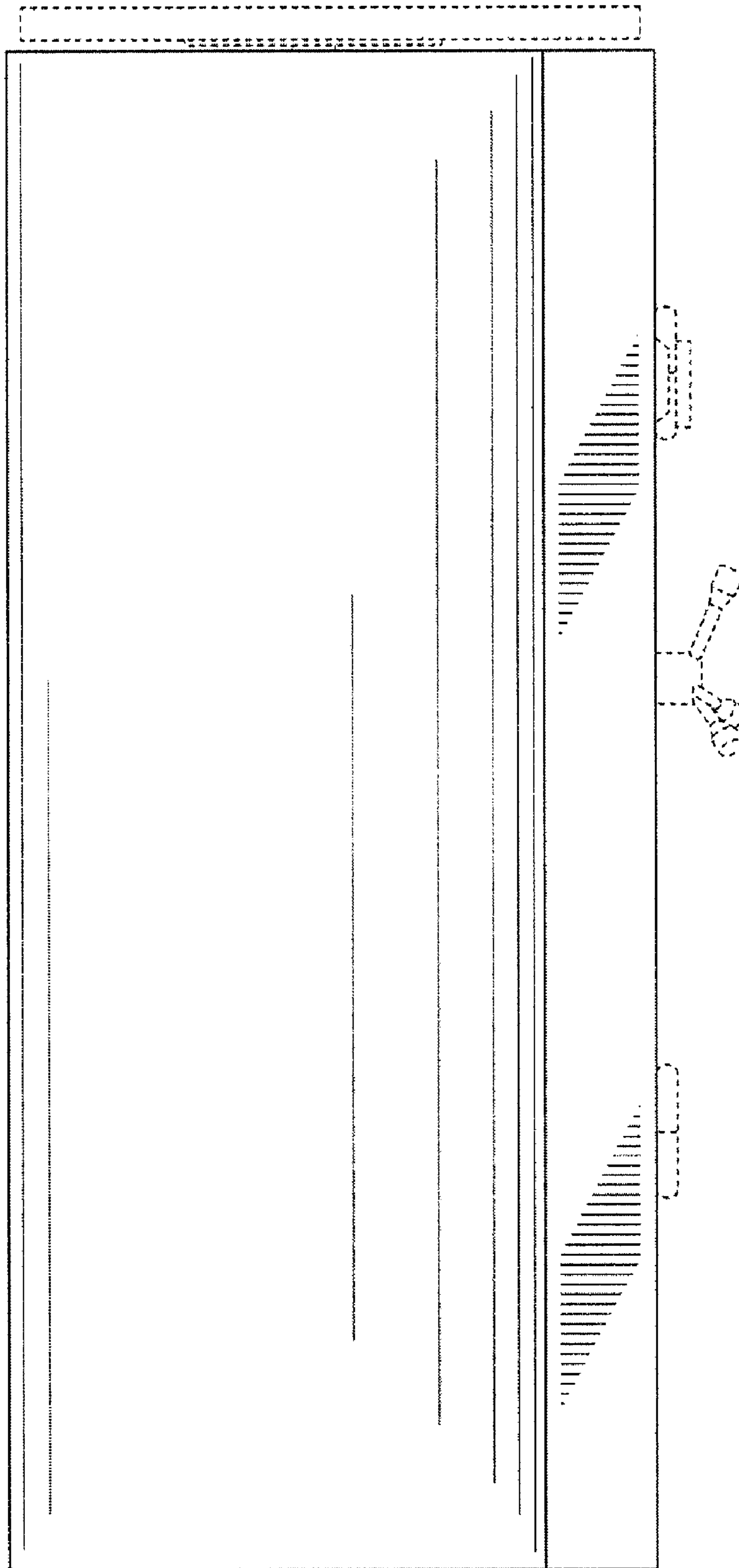


FIG. 5

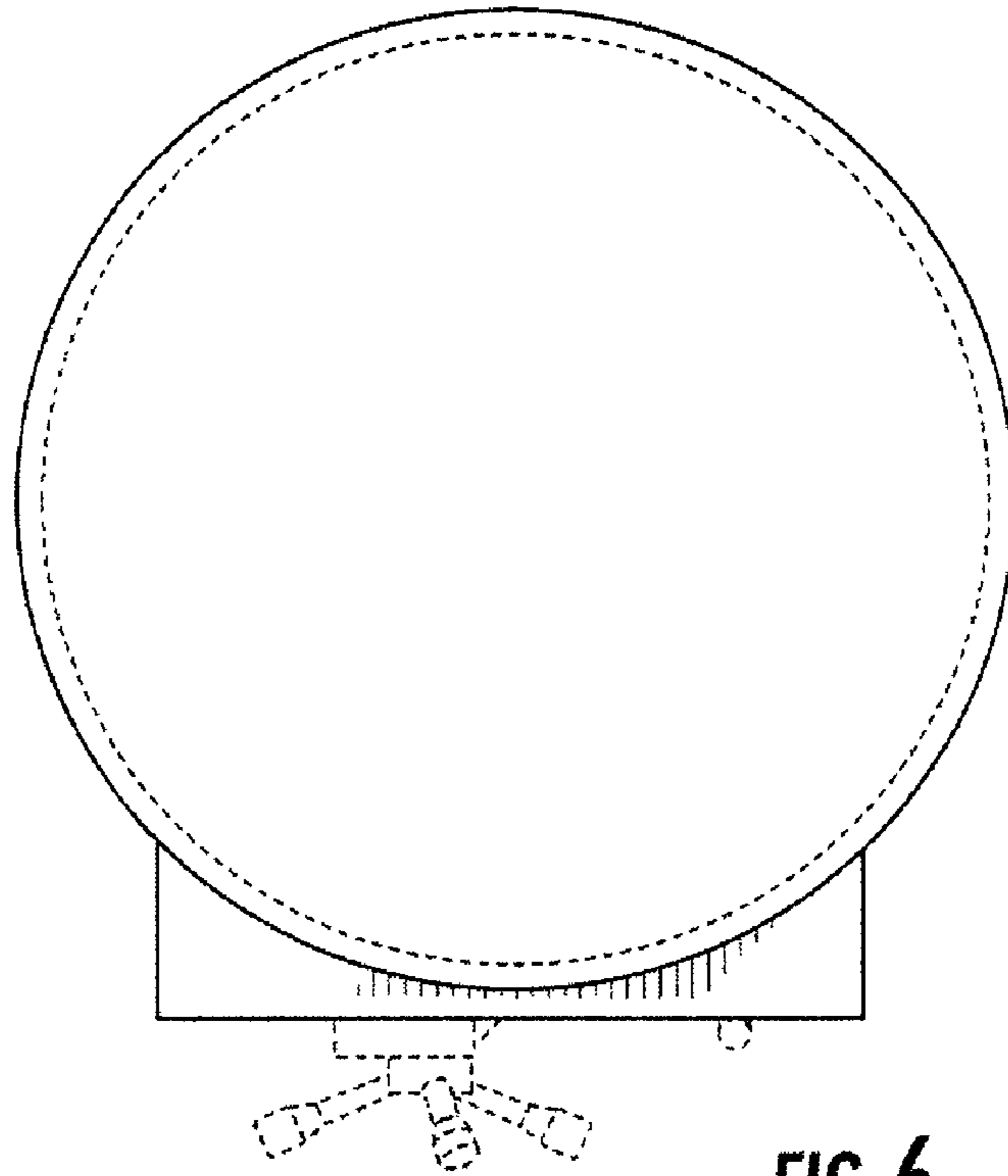


FIG. 6

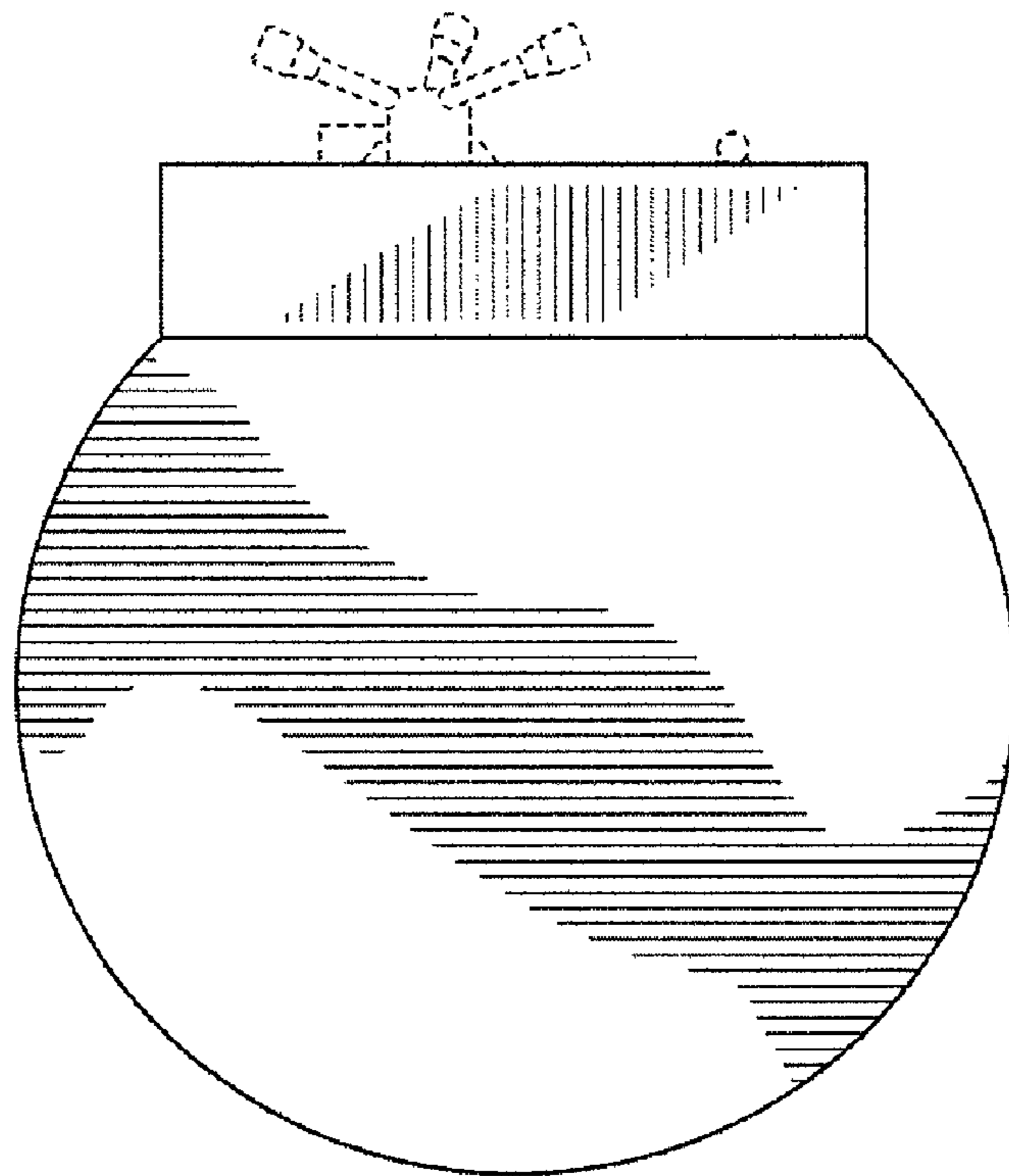


FIG. 7