



US00D619759S

(12) **United States Design Patent**
Smith

(10) **Patent No.:** **US D619,759 S**
(45) **Date of Patent:** **** Jul. 13, 2010**

(54) **HAIR STYLING DEVICE WITH APPLIED SURFACE ORNAMENTATION**

Primary Examiner—Jennifer Rivard
(74) *Attorney, Agent, or Firm*—Sheridan Ross P.C.

(75) Inventor: **Wojtek Ian Smith**, East Sussex (GB)

(57) **CLAIM**

(73) Assignee: **Corioliss Limited**, West Sussex (GB)

The ornamental design for a hair styling device with applied surface ornamentation, as shown and described.

(**) Term: **14 Years**

(21) Appl. No.: **29/294,648**

(22) Filed: **Jan. 18, 2008**

(51) **LOC (9) Cl.** **28-03**

(52) **U.S. Cl.** **D28/35**

(58) **Field of Classification Search** 132/222–225,
132/227–229, 236, 245; 219/222, 225–226;
D28/35, 38

See application file for complete search history.

DESCRIPTION

The file of this patent application contains at least one drawing executed in color. Copies of this patent application with color drawings will be provided by the Office upon request and payment of the necessary fees.

FIG. 1 is a perspective view of a hair styling device to which the claimed surface ornamentation has been applied, wherein the hair styling device is shown in a closed position.

FIG. 2 is a perspective view of the hair styling device of FIG. 1, wherein the hair styling device is shown in an open position.

FIG. 3 is a front elevational view of the hair styling device of FIG. 1, wherein the hair styling device is shown in a closed position.

FIG. 4 is a rear elevational view of the hair styling device of FIG. 1, wherein the hair styling device is shown in a closed position.

FIG. 5 is a left side elevational view of the hair styling device of FIG. 1, wherein the hairstyling device is shown in a closed position.

FIG. 6 is a right side elevational view of the hair styling device of FIG. 1, wherein the hair styling device is shown in a closed position.

FIG. 7 is a top plan view of the hair styling device of FIG. 1, wherein the hair styling device is shown in a closed position.

FIG. 8 is a bottom plan view of the hair styling device of FIG. 1, wherein the hair styling device is shown in a closed position.

FIG. 9 is a perspective view of a hair styling device to which the claimed surface ornamentation has been applied, wherein the hair styling device is shown in a closed position.

FIG. 10 is a perspective view of the hair styling device of FIG. 9 wherein the hair styling device is shown in an open position.

(56) **References Cited**

U.S. PATENT DOCUMENTS

D403,123 S *	12/1998	Sgariboldi	D28/76
D411,595 S *	6/1999	Delsandro	D21/604
D445,560 S *	7/2001	Nam	D2/869
D466,249 S *	11/2002	Jackel-Marken	D28/4
2008/0123473 A1 *	5/2008	Ozawa et al.	368/18

OTHER PUBLICATIONS

<http://www.net-a-porter.com/product/30304>; David Szeto New York satin top- Net-A-Porter.com, undated, (1 page).

<http://www.skins4things.com/acatalog/vinyl-leopard-skins.html>; red leopard print skins-skins for your DS, iPod, PSP, laptop, mobile phone, modem, undated, (1 page).

<http://www.zappoos.com/n/p/p/7410264/c/146532.html>; The Highest Heel Wild-Free Shipping Both Ways & 365-Day Return Policy, undated, (1 page).

http://www.darksidedclothing.com/acatalog/info_1315.html; Darkside Clothing Red Leopard Hipster Jeans Womens, undated, (1 page).

http://hottopic.com/hottopic/store/product.jsp?FOLDER%3C%Efolder_id=2534374...; Tripp Red Leopard Suspener Shorts @ Hottopic.com, 2008, (1 page).

* cited by examiner




FIG. **11** is a front elevational view of the hair styling device of FIG. **9**, wherein the hair styling device is shown in a closed position.

FIG. **12** is a rear elevational view of the hair styling device of FIG. **9**, wherein the hair styling device is shown in a closed position.

FIG. **13** is a left side elevational view of the hair styling device of FIG. **9**, wherein the hair styling device is shown in a closed position.

FIG. **14** is a right side elevational view of the hair styling device of FIG. **9**, wherein the hair styling device is shown in a closed position.

FIG. **15** is a top plan view of the hair styling device of FIG. **9**, wherein the hair styling device is shown in a closed position; and,

FIG. **16** is a bottom plan view of the hair styling device of FIG. **9**, wherein the hair styling device is shown in a closed position.

The broken lines immediately adjacent the surface ornamentation represent the bounds of the claim. The remaining broken lines illustrate heating plates, a pivot point, and the electrical connections. None of the broken lines forms part of the claimed design.

1 Claim, 16 Drawing Sheets
(8 of 16 Drawing Sheet(s) Filed in Color)

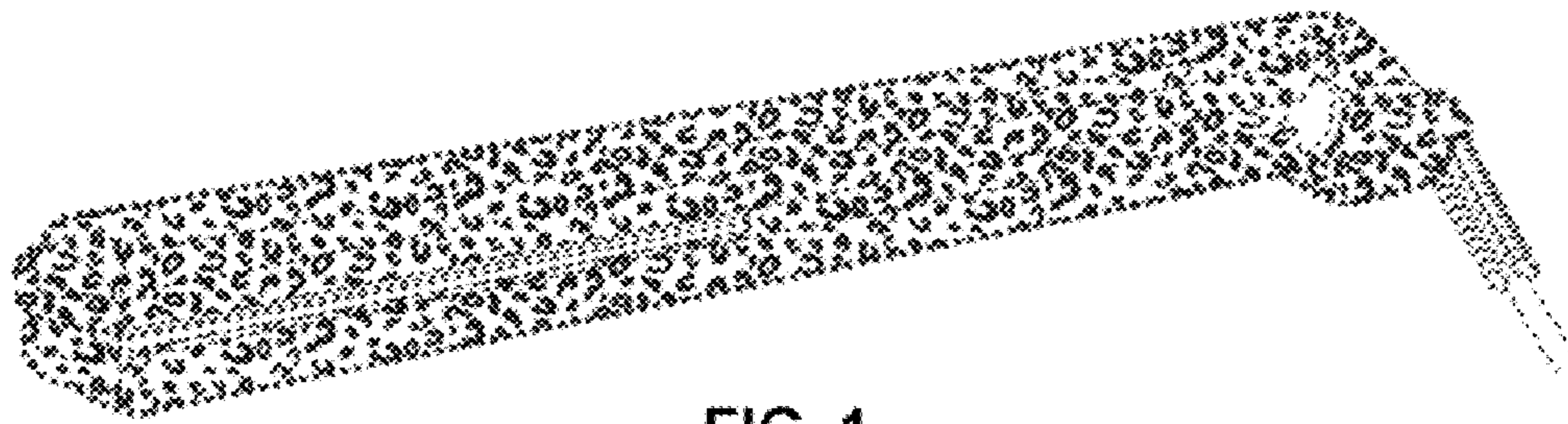


FIG. 1




FIG. 2



FIG. 3

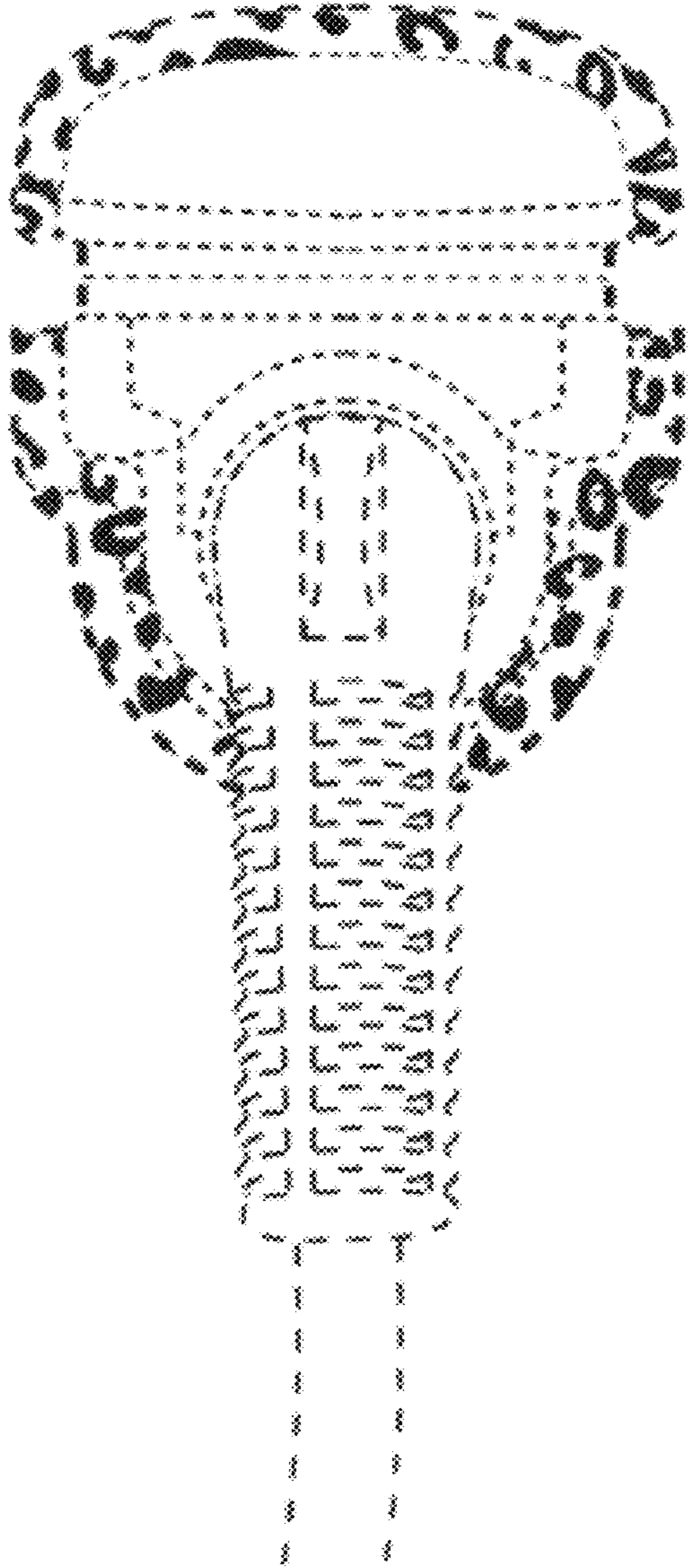


FIG. 4




FIG. 5




FIG. 6




FIG. 7




FIG. 8




FIG. 9

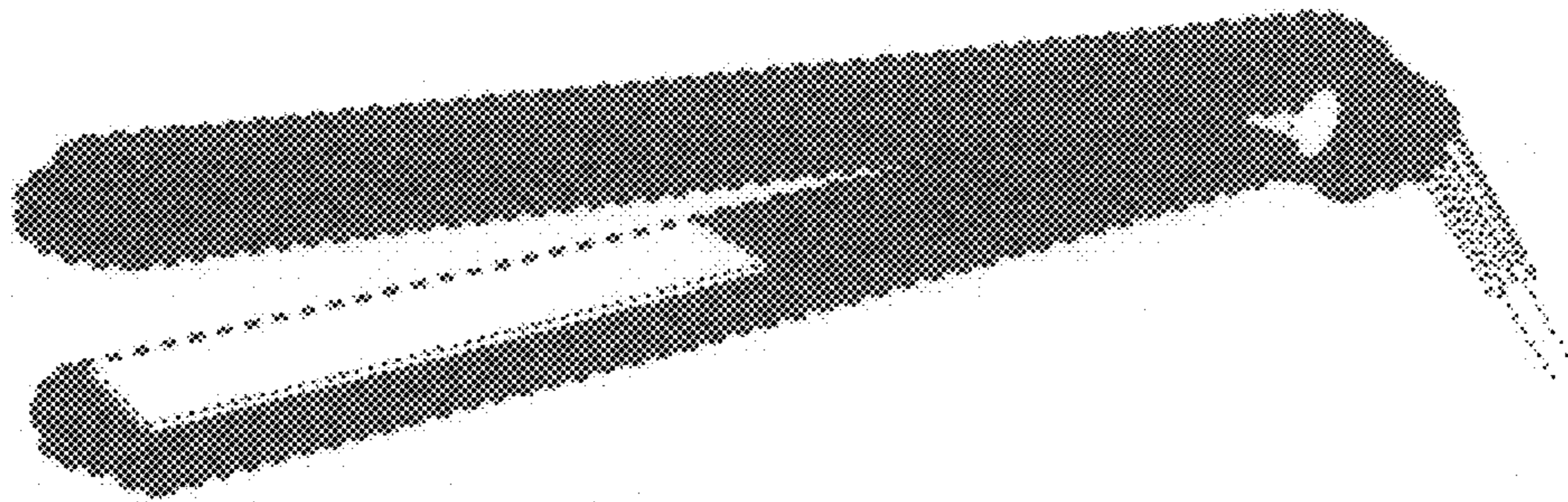


FIG. 10




FIG. 11

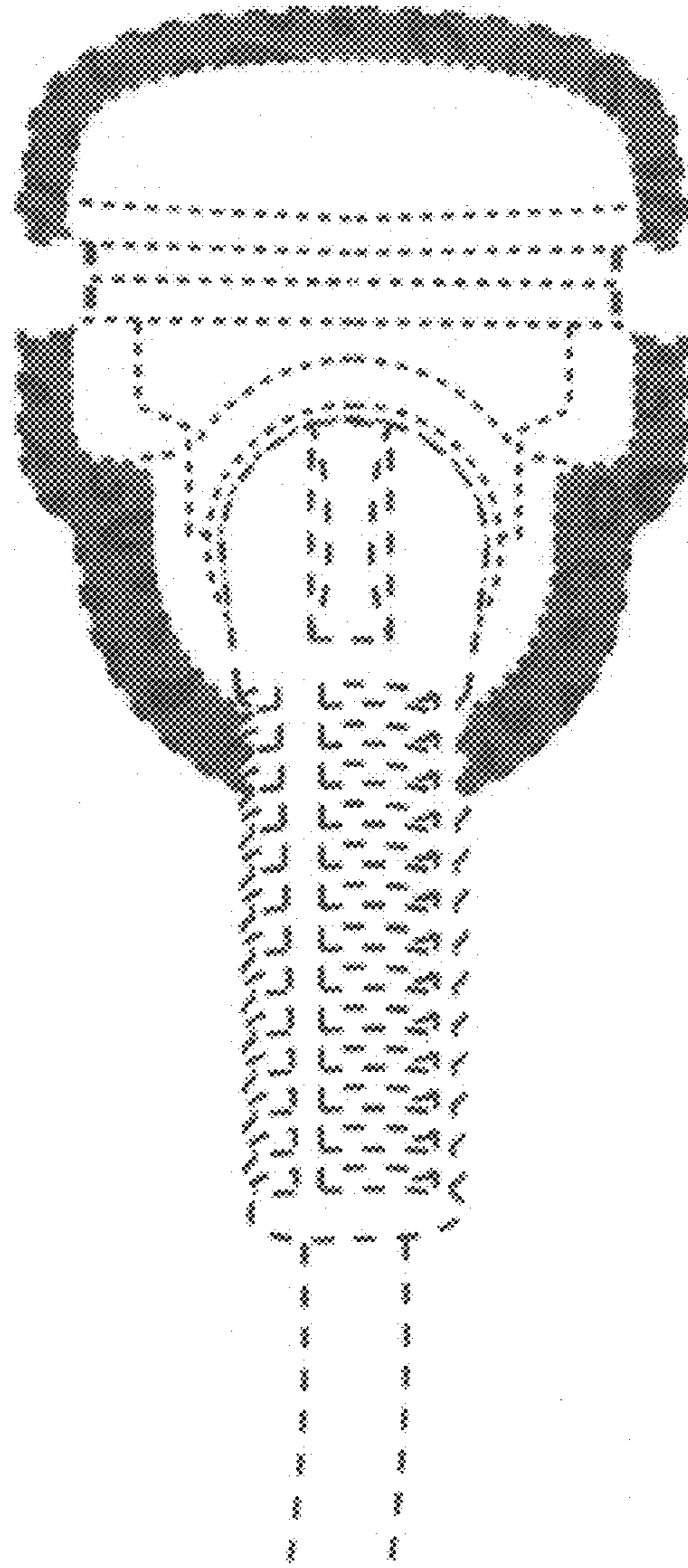


FIG. 12




FIG. 13




FIG. 14




FIG. 15




FIG. 16