

US00D619758S

(12) **United States Design Patent**  
**Schuyler**

(10) **Patent No.:** **US D619,758 S**  
(45) **Date of Patent:** **\*\* Jul. 13, 2010**

(54) **LIGHTING FIXTURE ARM**

D587,842 S \* 3/2009 Rhodes ..... D26/142

(75) Inventor: **Andrew Schuyler**, Colchester, VT (US)

(73) Assignee: **Schonbek Worldwide Lighting Inc.**,  
Plattsburgh, NY (US)

(\*\*) Term: **14 Years**

(21) Appl. No.: **29/331,173**

(22) Filed: **Jan. 21, 2009**

(51) **LOC (9) Cl.** ..... **26-99**

(52) **U.S. Cl.** ..... **D26/155**

(58) **Field of Classification Search** ..... D26/113,  
D26/118, 152, 88, 85, 84, 90, 142, 138, 143,  
D26/153, 110, 65, 145, 155, 87, 13, 19, 61,  
D26/72, 76, 91, 92, 93, 128, 129, 135, 140,  
D26/154; 362/402, 352, 147, 217, 257, 277,  
362/285, 287, 317, 351, 355, 356, 370, 371,  
362/395, 405, 410, 432

See application file for complete search history.

(56) **References Cited**

**U.S. PATENT DOCUMENTS**

D67,560 S *	6/1925	Walker	.....	D26/155
D69,473 S *	2/1926	Balk	.....	D26/81
D70,124 S *	5/1926	Kranz	.....	D26/155
D71,804 S *	1/1927	Levitan	.....	D26/155
D72,801 S *	6/1927	Peinlich	.....	D26/145
D72,810 S *	6/1927	Wing	.....	D26/146
D72,914 S *	6/1927	Rothbart	.....	D26/145
D74,269 S *	1/1928	Lipsky	.....	D26/155
D74,379 S *	2/1928	Lipsky	.....	D26/145
3,387,129 A *	6/1968	Williams et al.	.....	362/392
D437,971 S *	2/2001	Leon	.....	D26/155
D438,670 S *	3/2001	Johnson	.....	D26/155
D510,156 S *	9/2005	De'Armond	.....	D26/155
D533,296 S *	12/2006	Miranda	.....	D26/87
D534,679 S *	1/2007	Miranda	.....	D26/88
D550,889 S *	9/2007	Miranda	.....	D26/81
D556,370 S *	11/2007	Miranda	.....	D26/144

**OTHER PUBLICATIONS**

Framon Spa Catalog, Mar. 1981, pp. 1-6.  
Ramon Lavano Catalog, Apr. 1992, pp. 1-8.  
Ramon Lavano Catalog, Nov. 2006, pp. 1-3.  
Ghidini Giuseppe Bosco, Catalogo Generale, 2004, all pages.  
Framon Spa Catalog, Mar. 1981, pp. 1-44.

\* cited by examiner

*Primary Examiner*—Cathron C Brooks  
*Assistant Examiner*—Kevin K Rudzinski  
(74) *Attorney, Agent, or Firm*—Heslin Rothenberg Farley & Mesiti P.C.

(57) **CLAIM**

The ornamental design for a light fixture arm, as shown and described.

**DESCRIPTION**

FIG. 1 is a perspective view of a lighting fixture arm comprising the new design;

FIG. 2 is a front view thereof;

FIG. 3 is a right side view thereof;

FIG. 4 is a top view thereof;

FIG. 5 is a bottom view thereof;

FIG. 6 is a perspective view of a second embodiment of a lighting fixture arm comprising the new design;

FIG. 7 is a front view of the lighting fixture arm of claim 6;


FIG. 8 is a right side view of the lighting fixture arm of claim 6;

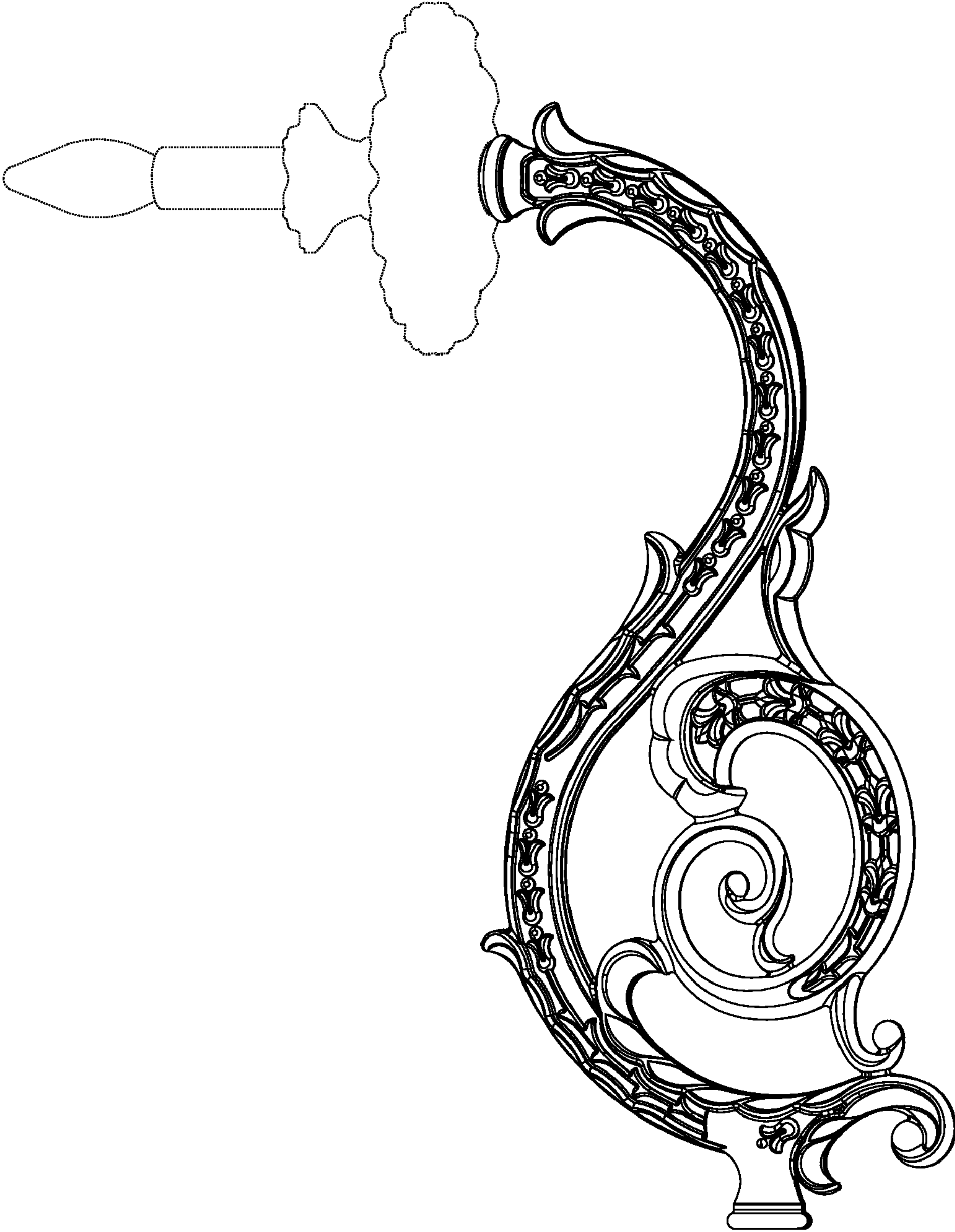
FIG. 9 is a top view of the lighting fixture arm of claim 6; and,

FIG. 10 is a bottom view of the lighting fixture arm of claim 6.


The structure shown in light, closely spaced dotted lines represents environmental structure and forms no part of the claimed design

**1 Claim, 10 Drawing Sheets**

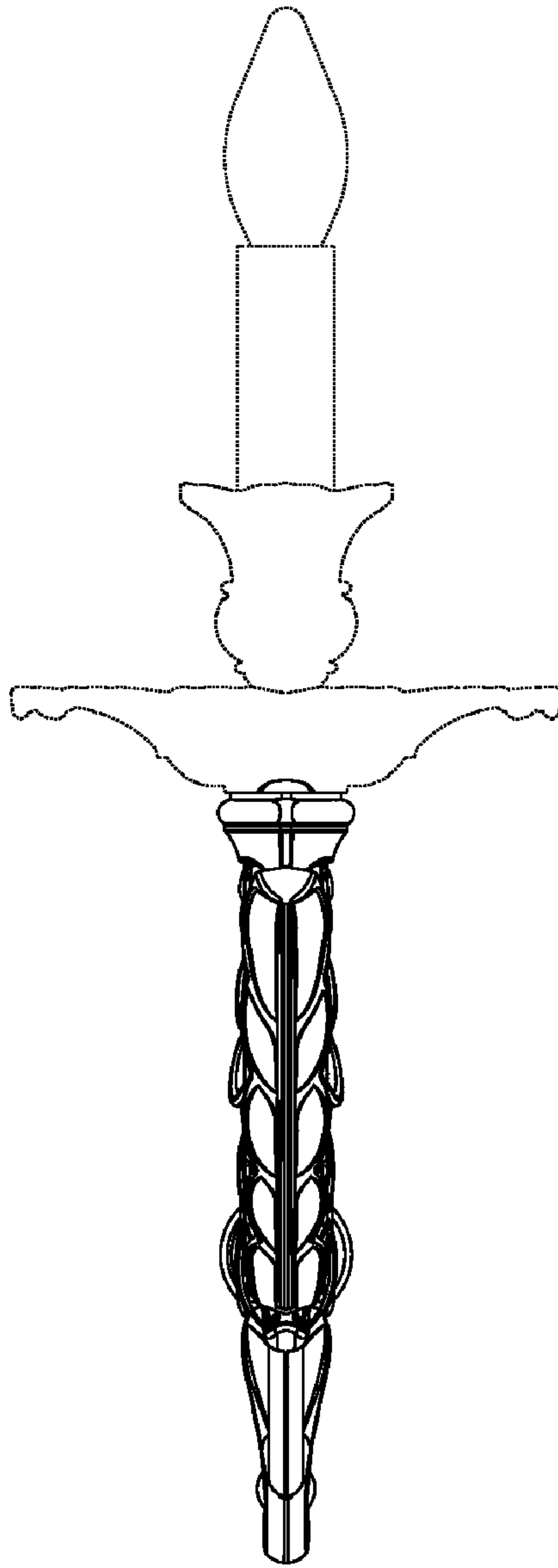




**FIG. 1**

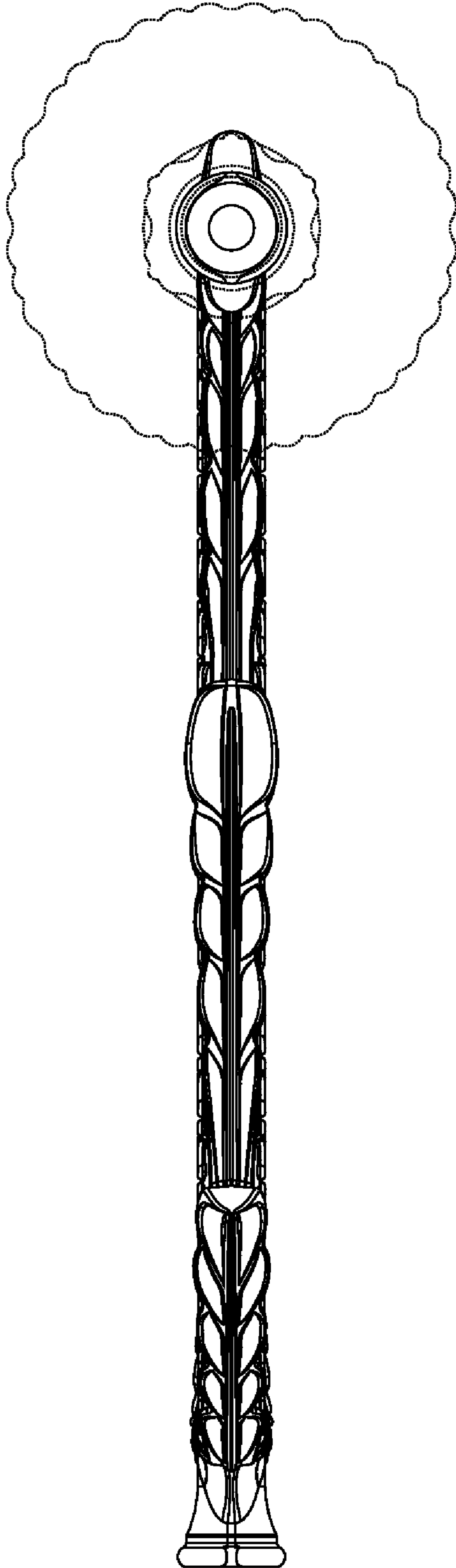


**FIG. 2**

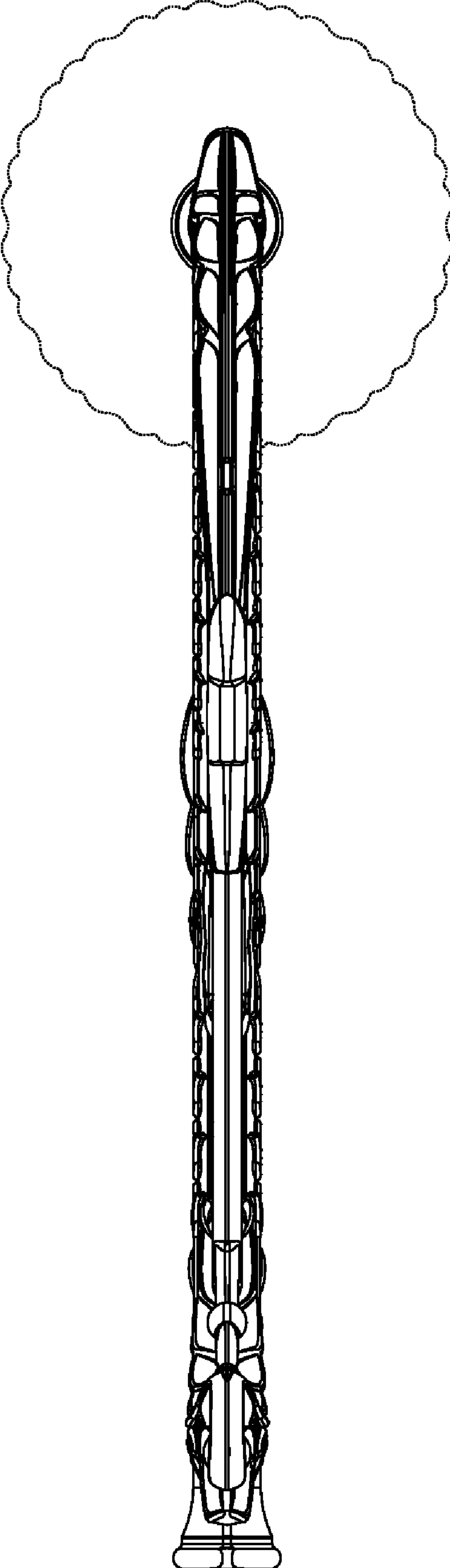


***FIG. 3***







**FIG. 4**



**FIG. 5**

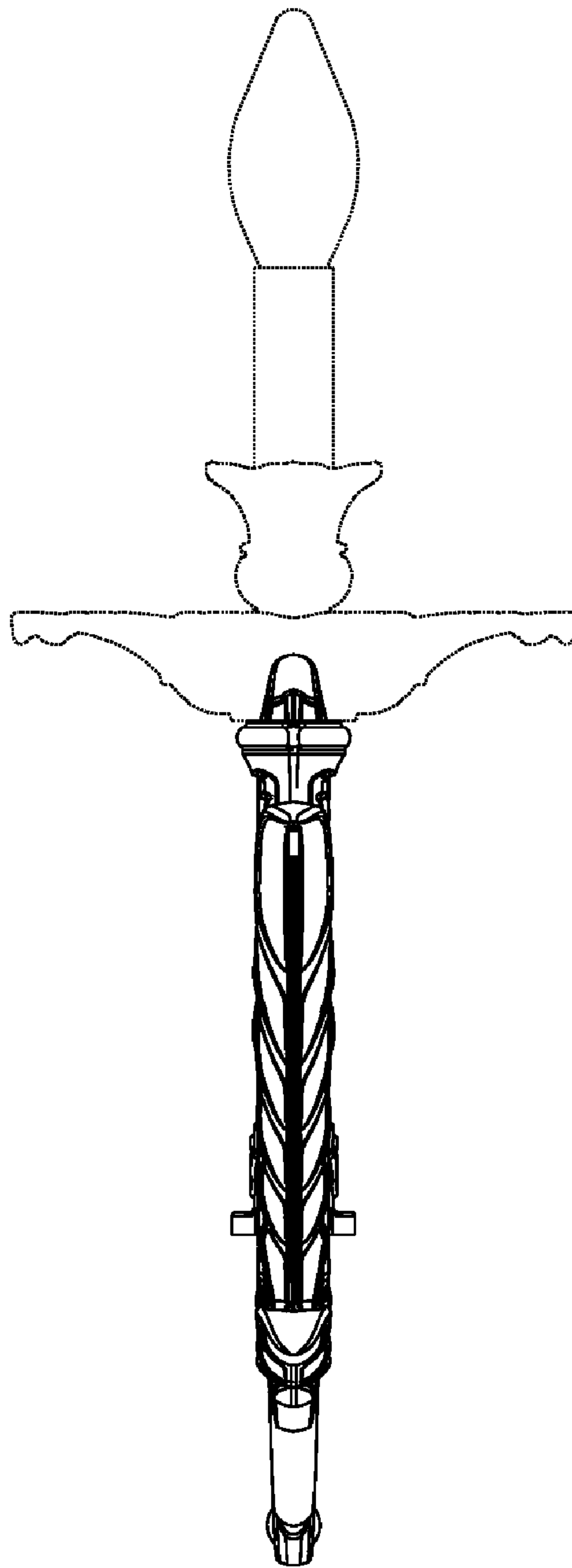


**FIG. 6**

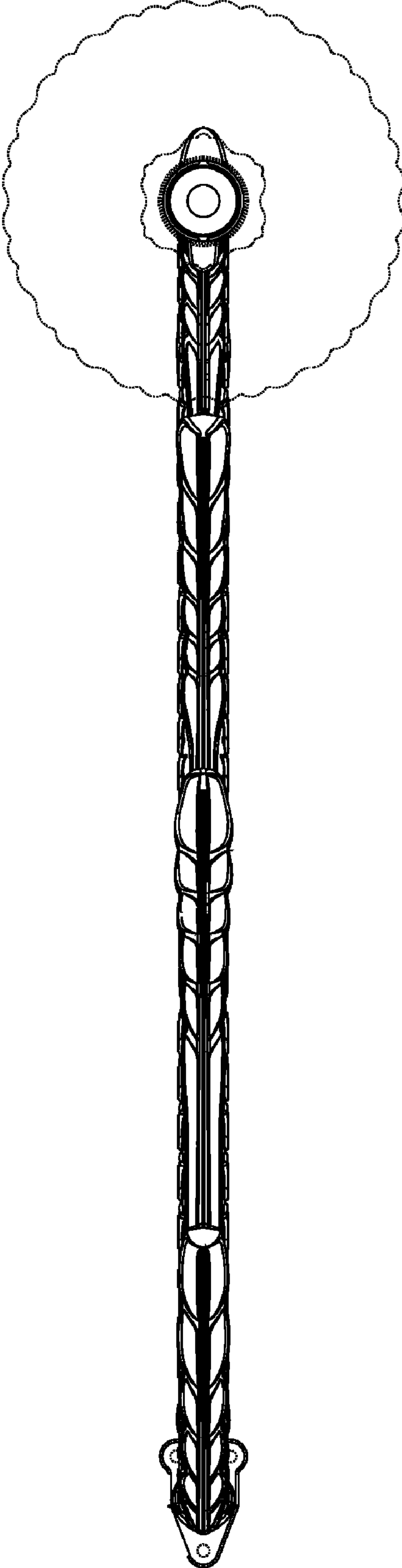


**FIG. 7**

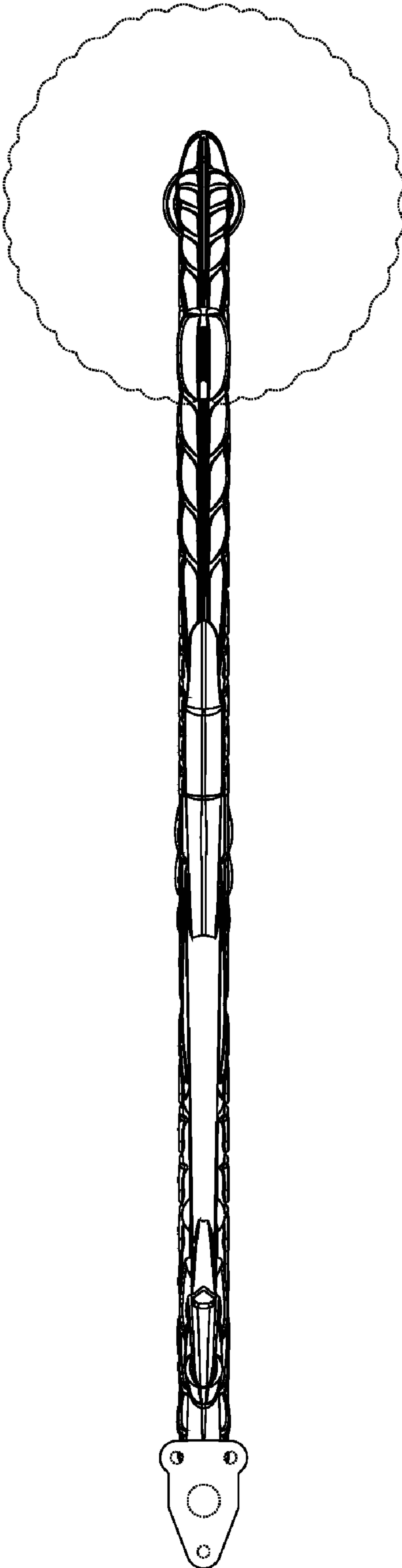




***FIG. 8***



**FIG. 9**



**FIG. 10**