



US00D619754S

(12) **United States Design Patent**
Lai et al.

(10) **Patent No.:** **US D619,754 S**
(45) **Date of Patent:** **** Jul. 13, 2010**

(54) **LED LENS**

(75) Inventors: **Chih-Ming Lai**, Miao-Li Hsien (TW);
Hong-Bin Yang, Miao-Li Hsien (TW)

(73) Assignee: **Foxsemicon Integrated Technology, Inc.**, Chu-Nan, Miao-Li Hsien (TW)

(**) Term: **14 Years**

(21) Appl. No.: **29/351,716**

(22) Filed: **Dec. 10, 2009**

(30) **Foreign Application Priority Data**

Sep. 17, 2009 (CN) 2009 3 0316543

(51) **LOC (9) Cl.** **26-99**

(52) **U.S. Cl.** **D26/124**

(58) **Field of Classification Search** D13/179,
D13/180; D16/101, 135; D25/122, 124;
D26/9, 11, 22, 25, 56, 67, 71, 72, 74, 76,
D26/79, 84, 85, 88, 89, 113, 118, 119, 120,
D26/121, 122, 123, 124, 128, 129, 130, 134,
D26/137, 138, 139, 140, 141, 142, 152; 52/844;
359/811, 819; 362/145, 152, 219, 240, 241,
362/249.01, 249.02, 249.03, 249.04, 249.05,
362/249.06, 249.07, 249.08, 249.09, 249.1,
362/547, 555

See application file for complete search history.

(56) **References Cited**

U.S. PATENT DOCUMENTS

D137,085 S * 1/1944 Cressaty D26/124
5,704,709 A * 1/1998 Zwick et al. 362/304
5,893,633 A * 4/1999 Uchio et al. 362/244
6,474,831 B1 * 11/2002 Ruuttu et al. 362/148
6,724,543 B1 * 4/2004 Chinniah et al. 359/718
D495,822 S * 9/2004 Yoneda D26/124
D511,787 S * 11/2005 Galli D16/134
6,972,439 B1 * 12/2005 Kim et al. 257/98
D520,143 S * 5/2006 Yoneda D24/209
D523,826 S * 6/2006 Kamada D13/180
7,121,691 B2 * 10/2006 Coushaine et al. 362/298

7,153,000 B2 * 12/2006 Park et al. 362/268
7,217,004 B2 * 5/2007 Park et al. 362/240
7,347,590 B2 * 3/2008 Lee et al. 362/327
D574,551 S * 8/2008 Park D26/120
7,458,703 B2 * 12/2008 Han et al. 362/267
7,473,013 B2 * 1/2009 Shimada 362/327
7,554,742 B2 * 6/2009 Chinniah et al. 359/641
D596,592 S * 7/2009 Yong et al. D13/180
7,566,148 B2 * 7/2009 Noh et al. 362/305
7,594,740 B2 * 9/2009 Popovich et al. 362/373

(Continued)

Primary Examiner—Cathron C Brooks
Assistant Examiner—Kevin K Rudzinski
(74) *Attorney, Agent, or Firm*—Clifford O. Chi

(57) **CLAIM**

The ornamental design for an LED lens, as shown and described.

DESCRIPTION

FIG. 1 is a perspective view of an LED lens of the present invention.

FIG. 2 is a front elevational view of the LED lens of FIG. 1.

FIG. 3 is a rear elevational view of the LED lens of FIG. 1.

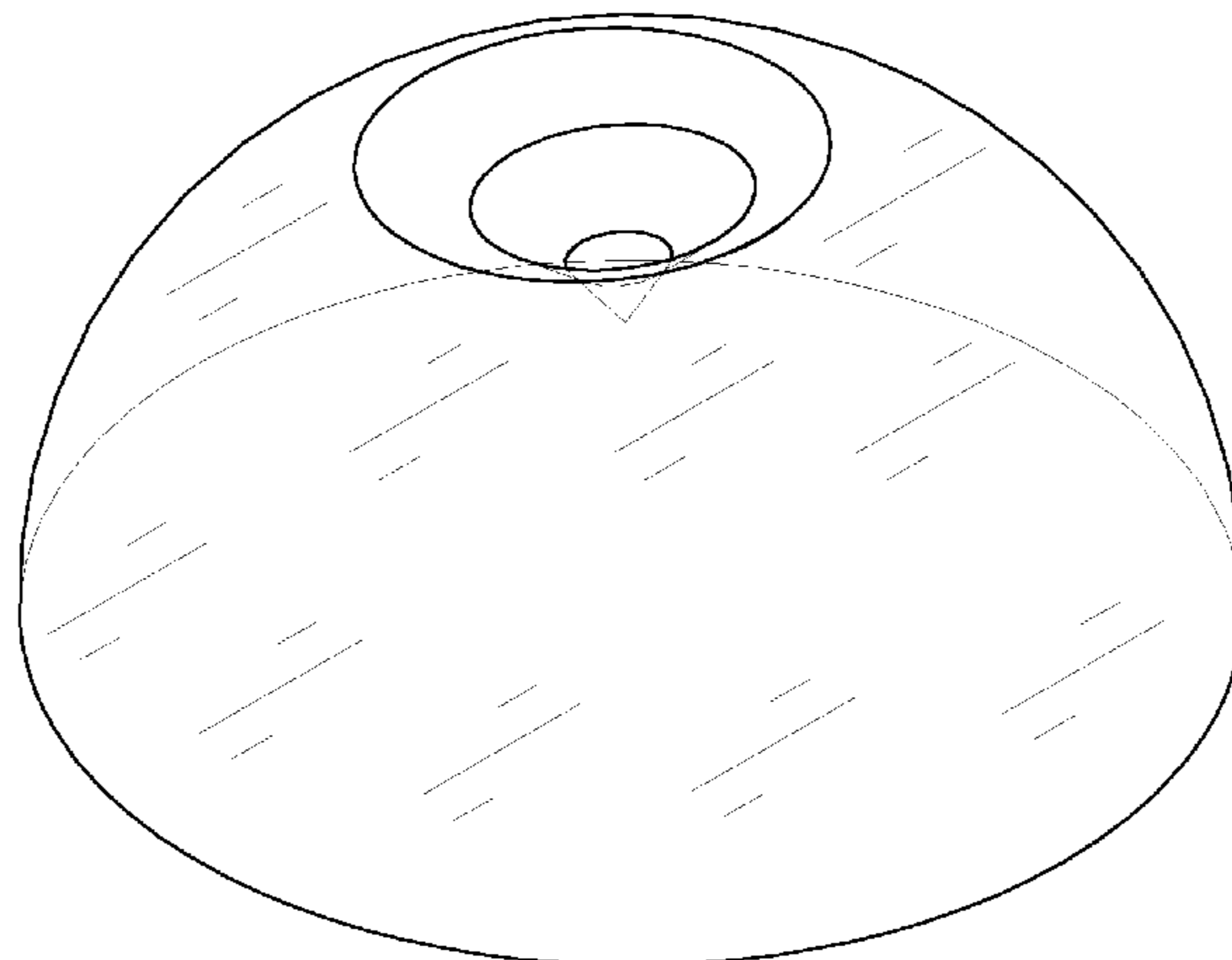
FIG. 4 is a left-side, elevational view of the LED lens of FIG. 1.

FIG. 5 is a right-side, elevational view of the LED lens of FIG. 1.

FIG. 6 is a top plan view of the LED lens of FIG. 1; and,

FIG. 7 is a bottom plan view of the LED lens of FIG. 1.

1 Claim, 7 Drawing Sheets



US D619,754 S

Page 2

U.S. PATENT DOCUMENTS			
7,618,163	B2 *	11/2009	Wilcox 362/336
2005/0024744	A1 *	2/2005	Falicoff et al. 359/737
2007/0109791	A1 *	5/2007	Chinniah et al. 362/334
2008/0007936	A1 *	1/2008	Liu et al. 362/84
2008/0203412	A1 *	8/2008	Shyu et al. 257/98
2009/0129097	A1 *	5/2009	Ewert et al. 362/328

* cited by examiner

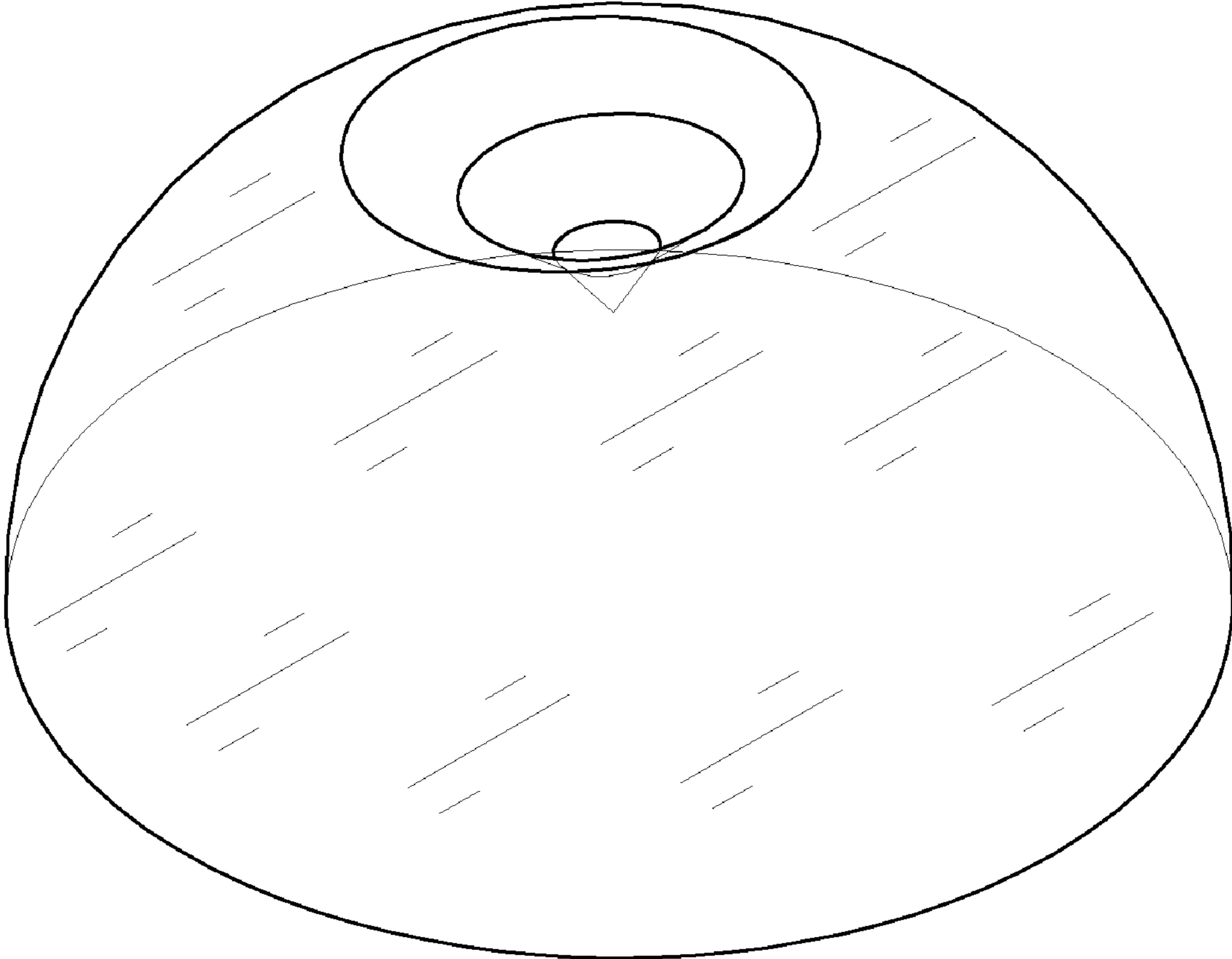


FIG. 1

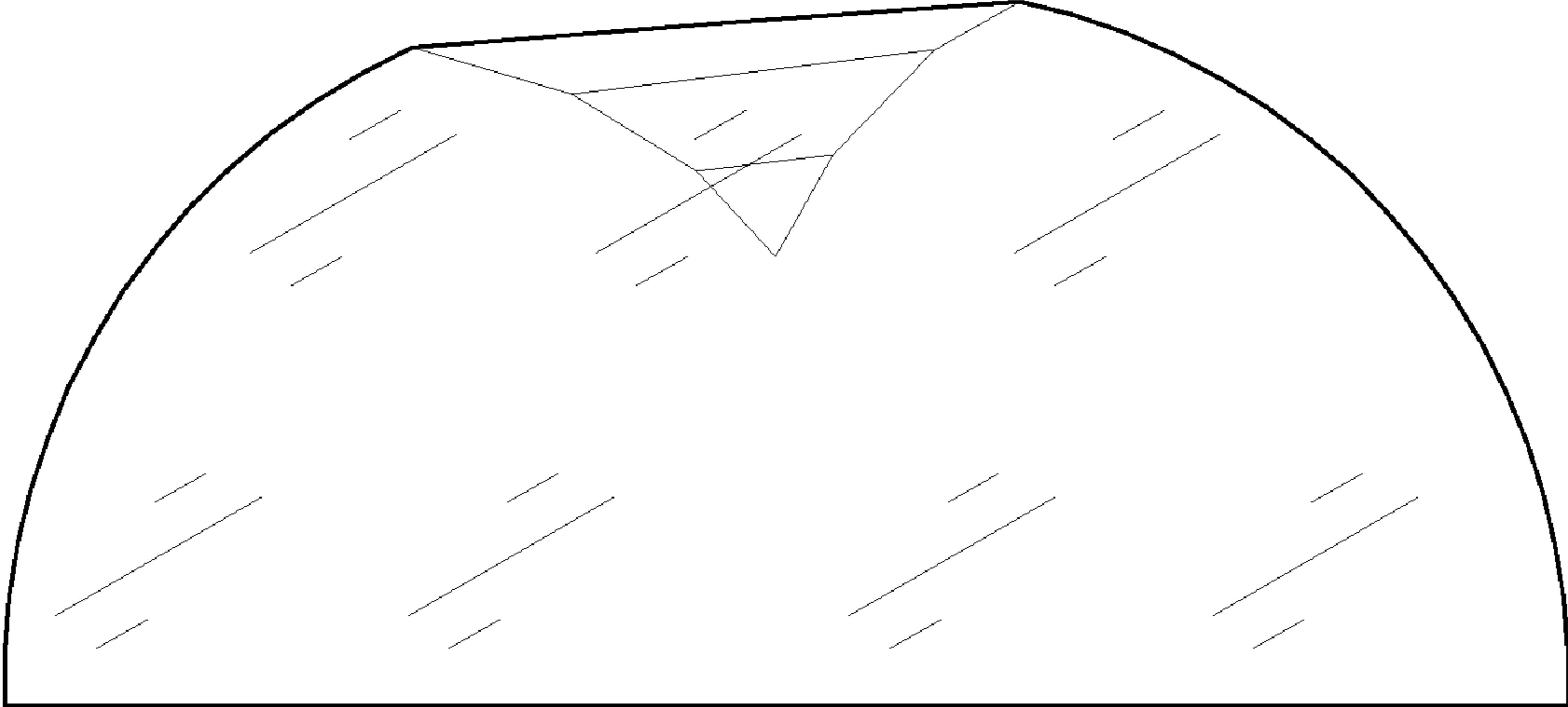


FIG. 2

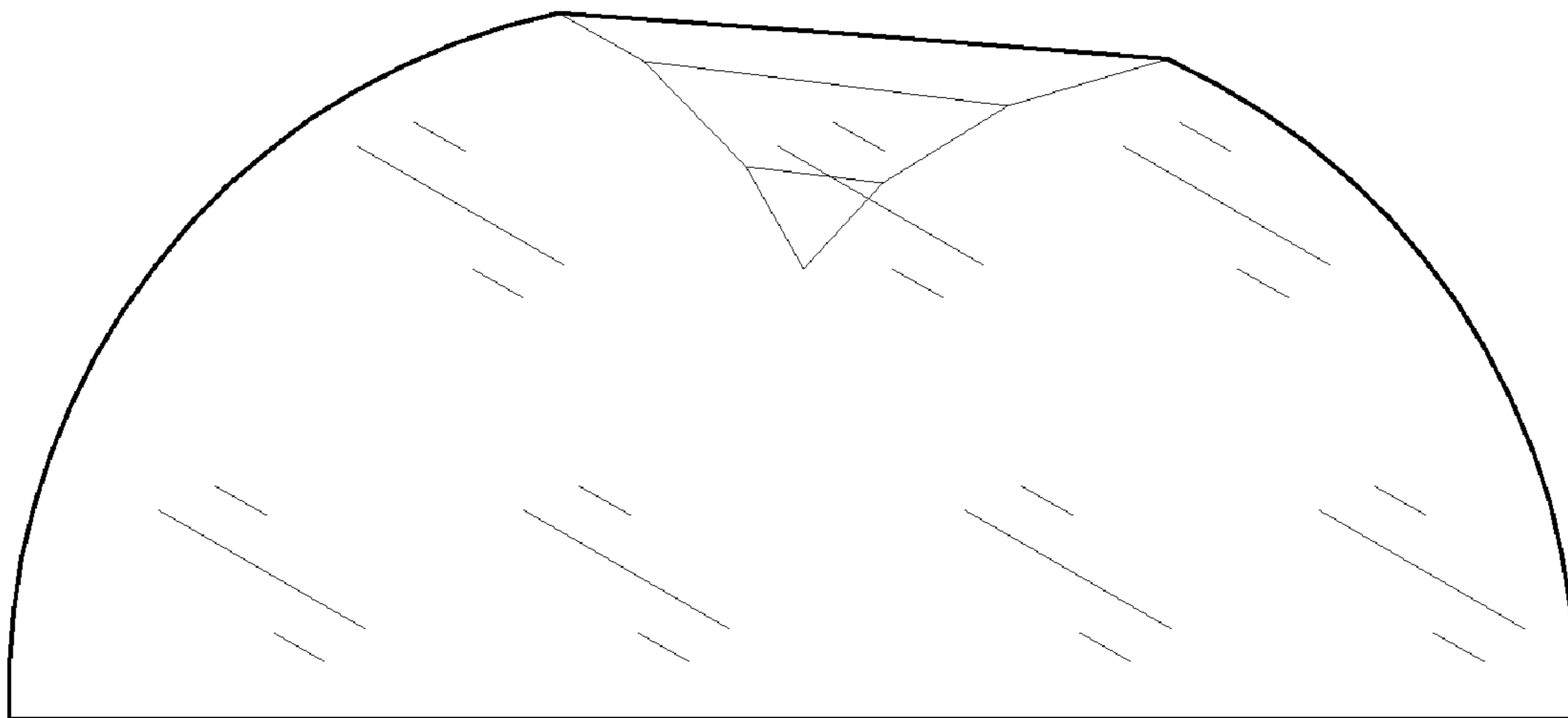


FIG. 3

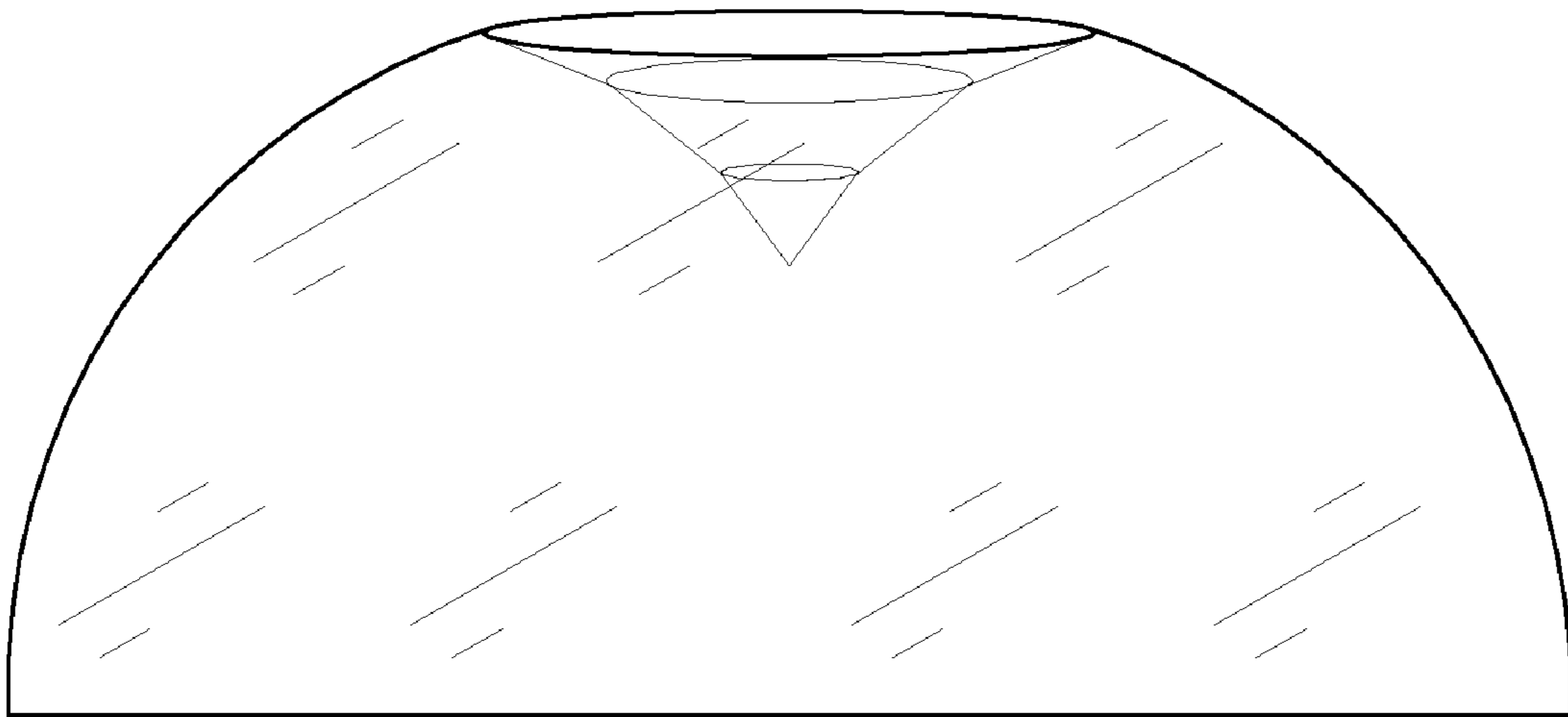


FIG. 4

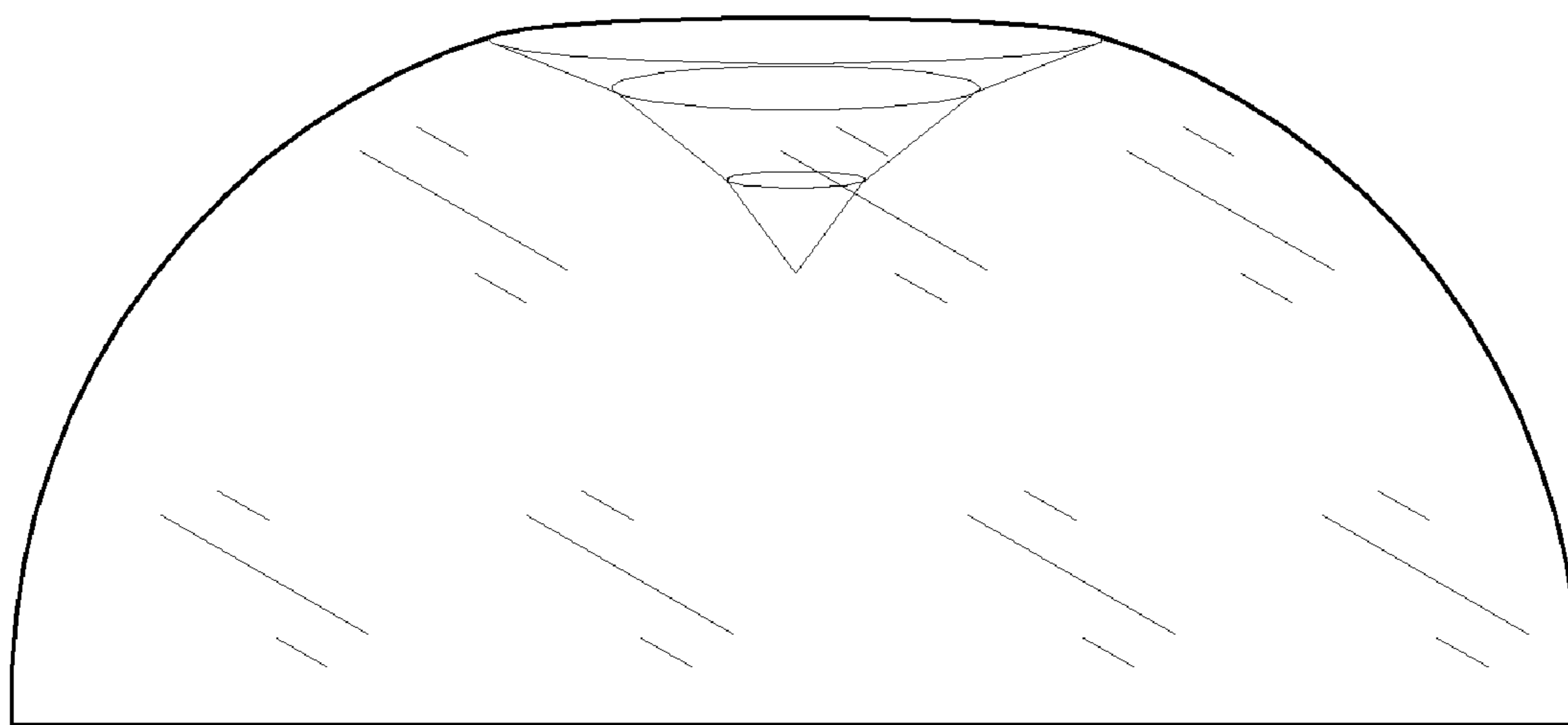


FIG. 5

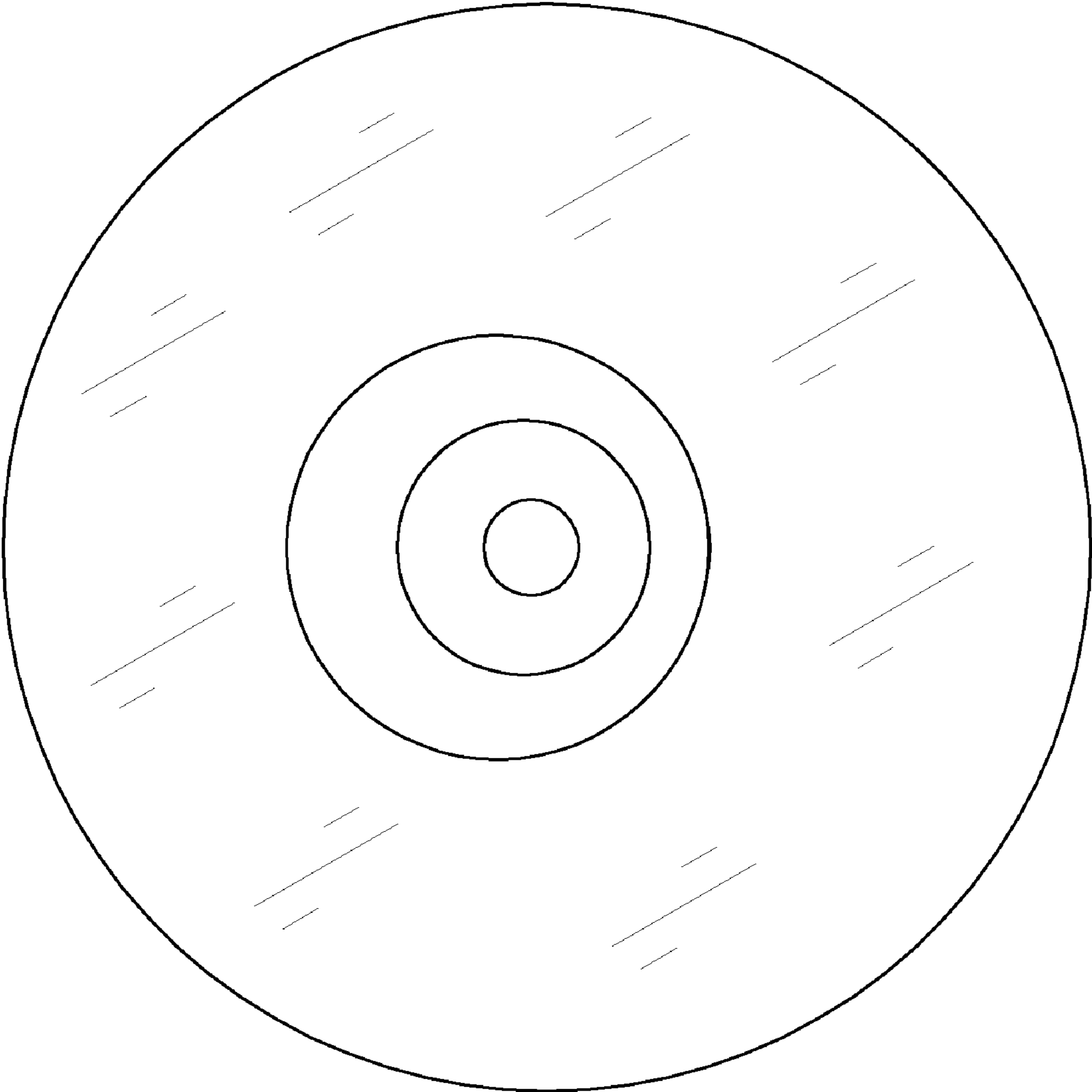


FIG. 6

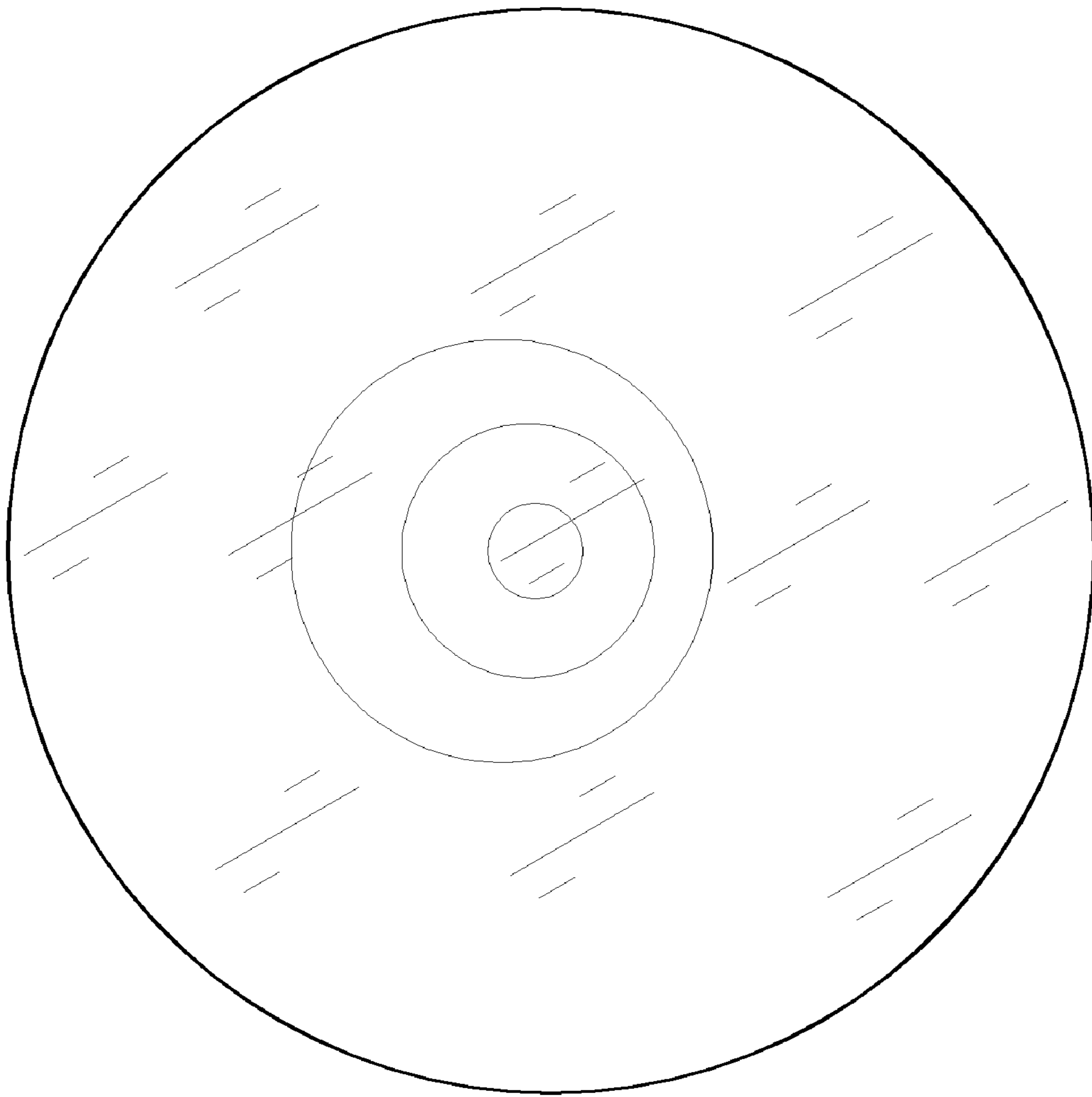


FIG. 7