



US00D619750S

(12) **United States Design Patent**
Lewis

(10) **Patent No.:** **US D619,750 S**
(45) **Date of Patent:** **** Jul. 13, 2010**

(54) **CHANDELIER**

(75) Inventor: **Sally Sirkin Lewis**, Beverly Hills, CA (US)

(73) Assignee: **J. Robert Scott, Inc.**, Inglewood, CA (US)

(**) Term: **14 Years**

(21) Appl. No.: **29/312,769**

(22) Filed: **Nov. 12, 2008**

(51) **LOC (9) Cl.** **26-03**

(52) **U.S. Cl.** **D26/86**

(58) **Field of Classification Search** D26/61-66,
D26/80-86, 88-91, 118, 128, 137; 362/147,
362/404-408, 431, 432, 269, 427, 648
See application file for complete search history.

(56) **References Cited**

U.S. PATENT DOCUMENTS

1,090,154 A *	3/1914	Johns	362/406
D47,610 S *	7/1915	Owen	D26/130
D172,688 S *	7/1954	Ruskin	D26/81
D262,829 S *	1/1982	Kvasnicka	D26/84
D470,967 S *	2/2003	Rose	D26/81
D558,386 S *	12/2007	Bickler et al.	D26/89
D607,136 S *	12/2009	Chen	D26/81
2005/0201082 A1 *	9/2005	Mauk et al.	362/147

OTHER PUBLICATIONS

Cluny Bath Collection by Candice Olson. Items A through D on p. 56 of the AF Lighting Catalog © 2007. (1 page).*

Chloe Chandelier by Candice Olson. Items A and B on p. 60 of the AF Lighting Catalog © 2007. (2 pages).*

Uxbridge Bathbars shown on pp. 308 and 309 of the 2009 Eurofase Illuminations Catalog. (2 pages).*

* cited by examiner

Primary Examiner—Clare E Heflin

(74) *Attorney, Agent, or Firm*—Cox Smith Matthews Incorporated

(57) **CLAIM**

The ornamental design for a chandelier, as shown and described.

DESCRIPTION

FIG. 1 is a perspective view of the chandelier of my design;

FIG. 2 is a top view of the chandelier;

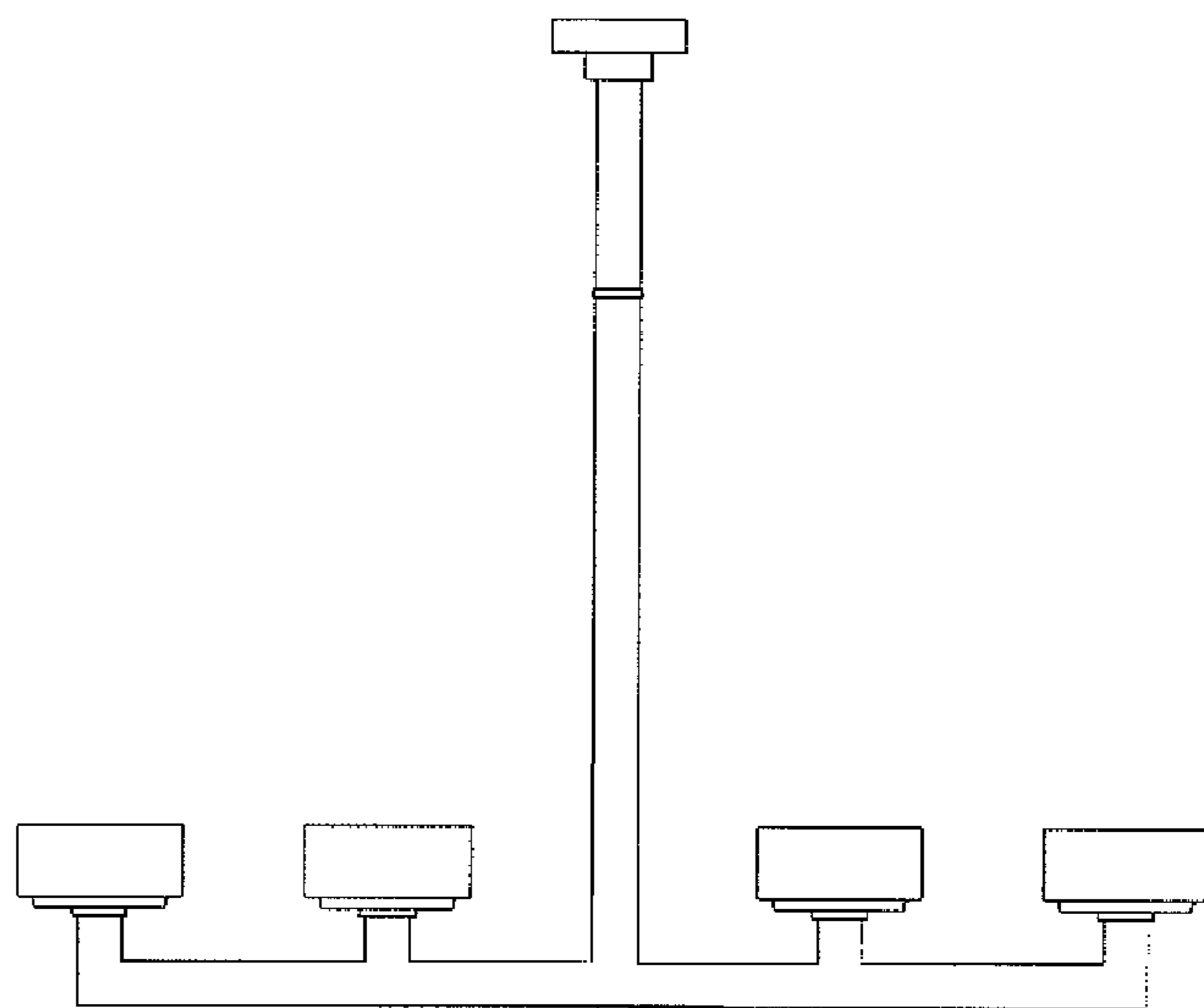
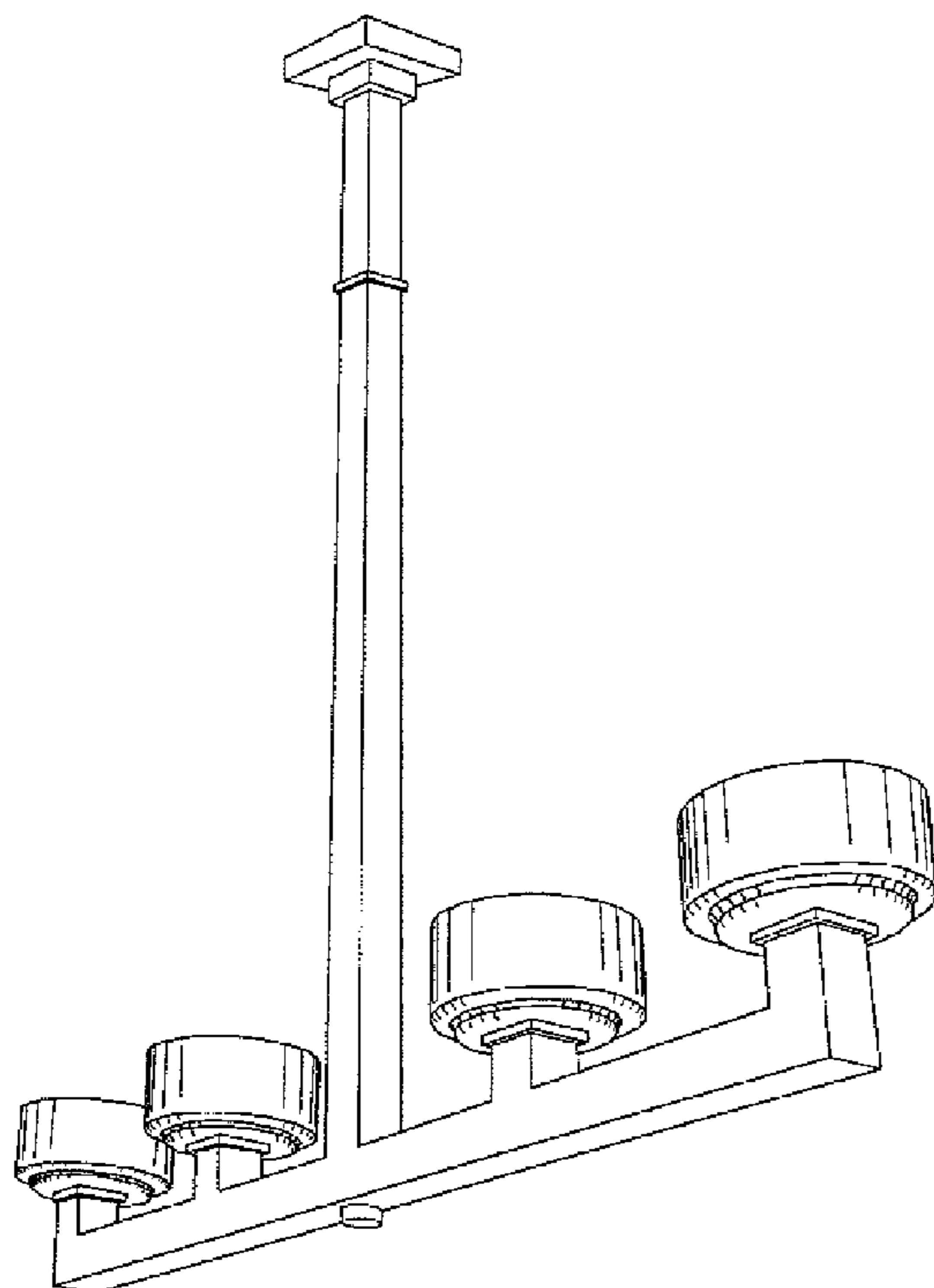
FIG. 3 is a front view of the chandelier (the back view, being a mirror image of the front view, is not shown);

FIG. 4 is right side view of the chandelier (the left side view, being a mirror image of the right side view, is not shown); and,

FIG. 5 is a bottom view of the chandelier.

The broken lines shown on the drawings depict portions of the chandelier that form no part of the claimed design.

1 Claim, 2 Drawing Sheets



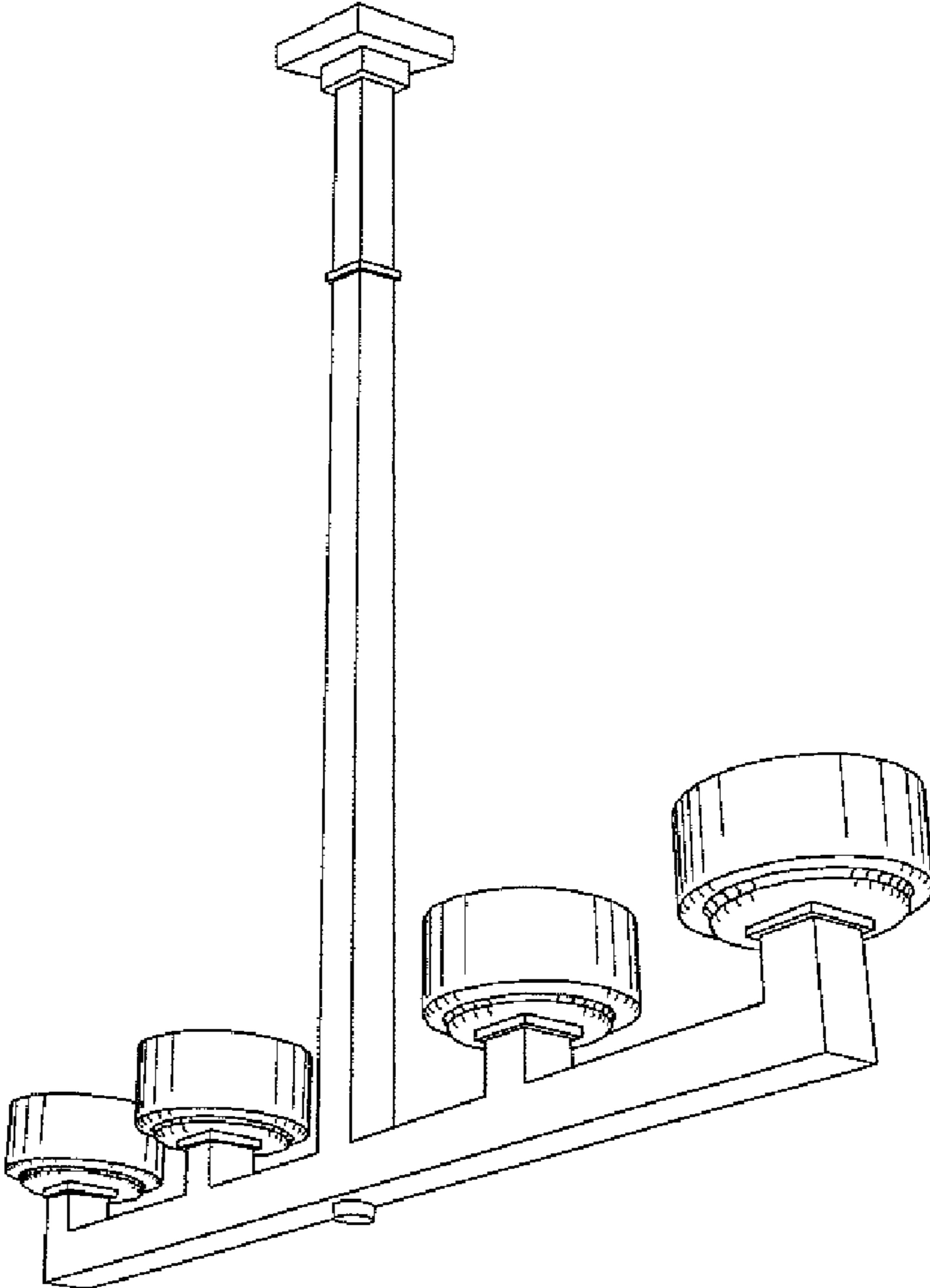


FIG. 1

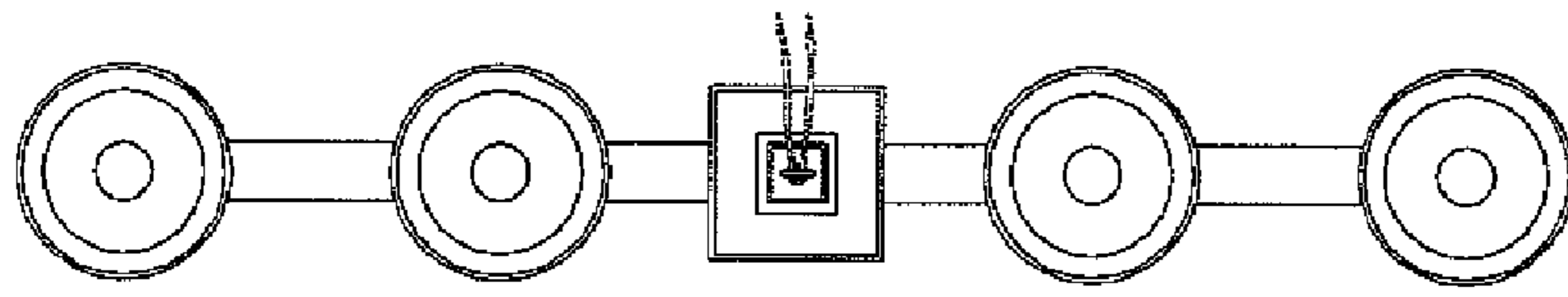


FIG. 2

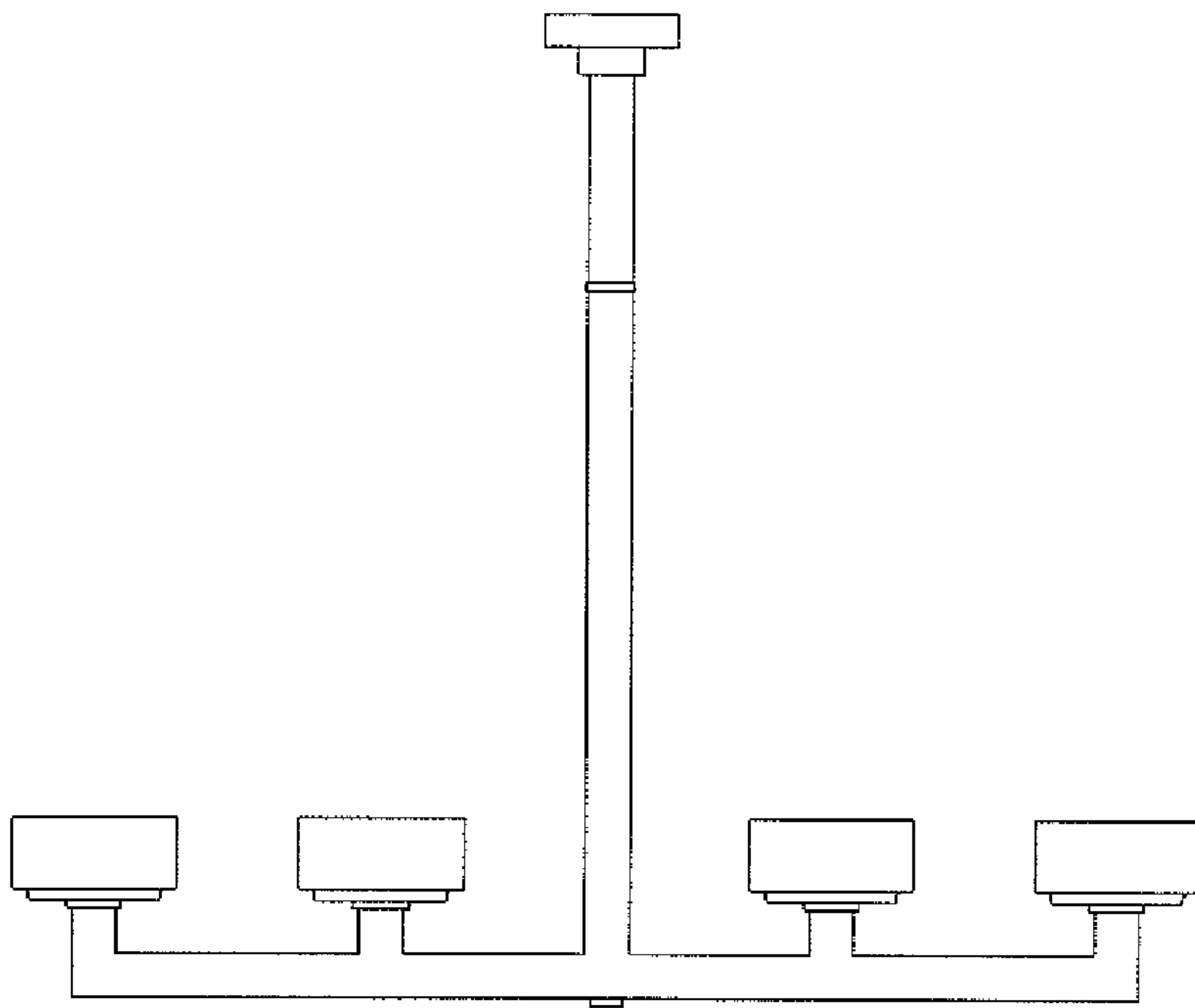


FIG. 3

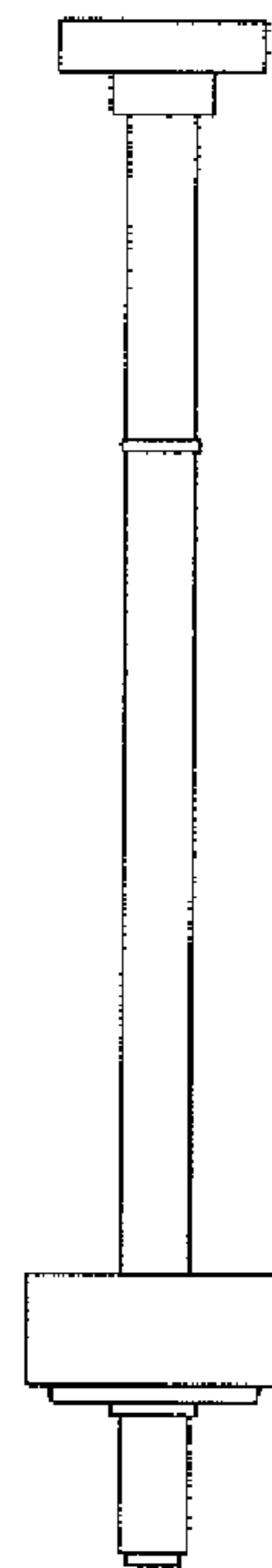


FIG. 4

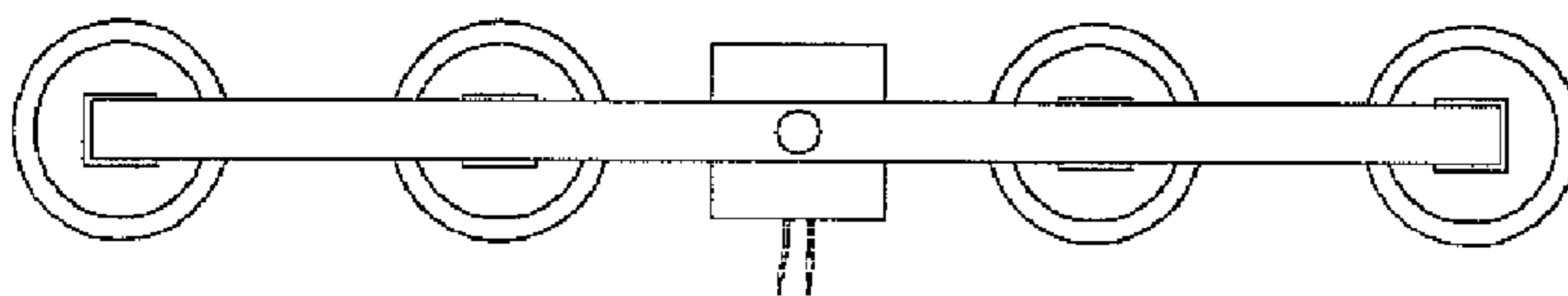


FIG. 5