



US00D619734S

(12) **United States Design Patent**
Mugge et al.

(10) **Patent No.:** **US D619,734 S**
(45) **Date of Patent:** **** Jul. 13, 2010**

(54) **MOLDED SURFACE OF A CONCRETE PRODUCT**

FOREIGN PATENT DOCUMENTS

WO WO 03/060251 A1 7/2003

(75) Inventors: **Jimmie L. Mugge**, Inver Grove Heights, MN (US); **Jay J. Johnson**, Star Prairie, WI (US)

OTHER PUBLICATIONS

U.S. Appl. No. 29/312,340, filed Oct. 14, 2008 for Applicant: Mugge.
(Continued)

(73) Assignee: **Anchor Wall Systems, Inc.**, Minnetonka, MN (US)

Primary Examiner—T. Chase Nelson

Assistant Examiner—Anhdao Doan

(74) *Attorney, Agent, or Firm*—Merchant & Gould P.C.

(**) Term: **14 Years**

(57) **CLAIM**

(21) Appl. No.: **29/313,266**

The ornamental design for molded surface of a concrete product, as shown and described.

(22) Filed: **Dec. 19, 2008**

(51) **LOC (9) Cl.** **25-01**

DESCRIPTION

(52) **U.S. Cl.** **D25/113**

FIG. 1 is a front view of an embodiment of a concrete product, according to our new design, the portions shown in broken lines forming no part of the design sought to be patented;

(58) **Field of Classification Search** D25/102, D25/112–118, 119, 164; D21/484–491, D21/499–502; 405/16, 17, 33, 35, 284, 286; 52/503–505, 574, 575, 596–605, 609–612; 404/29–31

FIG. 2 is a right side view of the concrete product of FIG. 1, the portions shown in broken lines forming no part of the design sought to be patented;

See application file for complete search history.

FIG. 3 is a left side view of the concrete product of FIG. 1, the portions shown in broken lines forming no part of the design sought to be patented;

(56) **References Cited**

U.S. PATENT DOCUMENTS

415,773 A	11/1889	Fiske
799,754 A	9/1905	Petrie
803,014 A	10/1905	McIlravy
819,055 A	5/1906	Fisher
824,235 A	5/1906	Damon
838,278 A	12/1906	Schwartz
1,086,975 A	2/1914	Aaronson
1,574,123 A	2/1926	Sharpe
1,776,999 A	9/1930	Jensen

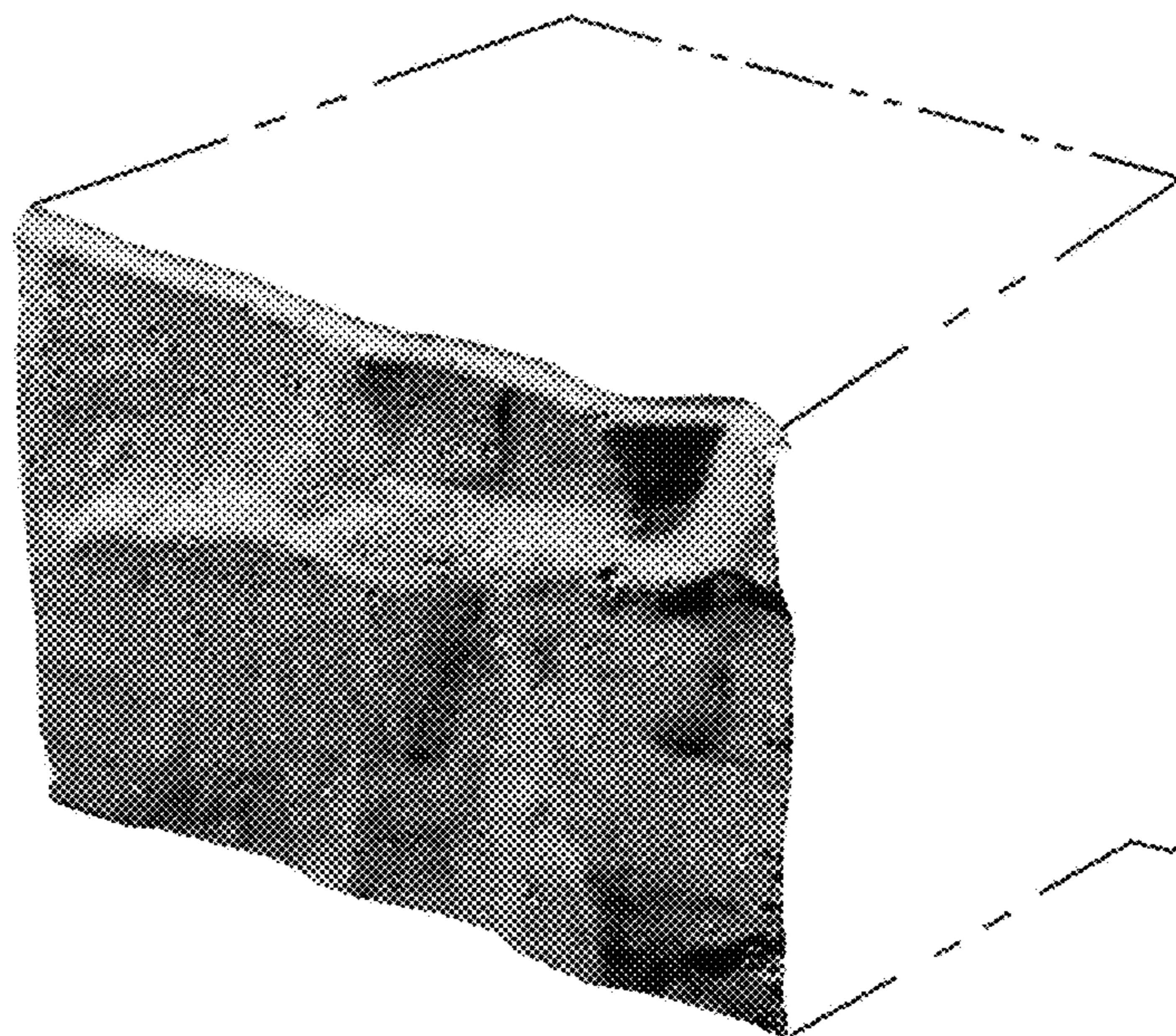
FIG. 4 is a top view of the concrete product of FIG. 1, the portions shown in broken lines forming no part of the design sought to be patented;

FIG. 5 is a bottom view of the concrete product of FIG. 1, the portions shown in broken lines forming no part of the design sought to be patented; and,

FIG. 6 is a perspective view of the concrete product of FIG. 1, the portions shown in broken lines forming no part of the design sought to be patented.

(Continued)

1 Claim, 6 Drawing Sheets



US D619,734 S

U.S. PATENT DOCUMENTS

1,795,451	A	3/1931	Sharpe	
2,313,363	A	3/1943	Schmitt	
2,517,432	A	8/1950	Hornberger	
2,819,495	A	1/1958	Krausz	
2,882,689	A	4/1959	Huch et al.	
3,555,757	A	1/1971	Volent	
3,694,128	A	9/1972	Foxen	
4,063,866	A	12/1977	Lurbiecki	
4,335,549	A	6/1982	Dean, Jr.	
4,738,059	A	4/1988	Dean, Jr.	
D298,463	S	11/1988	Forsberg	
4,784,821	A	11/1988	Leopold	
4,869,660	A	9/1989	Ruckstuhl	
4,920,712	A	5/1990	Dean, Jr.	
D317,048	S	5/1991	Forsberg	
D317,209	S	5/1991	Forsberg	
D319,885	S	9/1991	Blomquist	
D321,060	S	10/1991	Blomquist	
D341,215	S	11/1993	Blomquist et al.	
D350,610	S	9/1994	Rodrique	
D350,611	S	9/1994	Scales	
D352,789	S	11/1994	Adam	
D362,511	S	9/1995	Anderson et al.	
D363,787	S	10/1995	Powell	
5,490,363	A	2/1996	Woolford	
D380,560	S	7/1997	Forsberg	
D381,086	S	7/1997	Forsberg	
D391,376	S	2/1998	Strand et al.	
5,735,643	A	4/1998	Castonguay et al.	
5,744,081	A	4/1998	Tanigawa et al.	
D429,006	S	8/2000	Price et al.	
D433,158	S	10/2000	Hammer	
D434,508	S	11/2000	Price et al.	
D437,422	S	2/2001	Bolles et al.	
D438,640	S	3/2001	Bolles et al.	
D445,512	S	7/2001	Sievert	
D448,856	S *	10/2001	Boone	D25/113
6,321,740	B1	11/2001	Scherer et al.	
D458,693	S	6/2002	Sievert	
D464,145	S	10/2002	Scherer et al.	
D466,228	S	11/2002	Hammer	
D466,229	S	11/2002	Risi et al.	
D466,619	S	12/2002	Britton	
D467,009	S	12/2002	Agee	
D468,449	S	1/2003	Britton	
D477,091	S	7/2003	Manthei	
D477,419	S	7/2003	Manthei	
D479,002	S	8/2003	Nordstrand	
D479,003	S	8/2003	Nordstrand	
D482,133	S	11/2003	Scherer et al.	
D485,371	S	1/2004	Burgess et al.	
D486,246	S	2/2004	Manthei	
D492,796	S	7/2004	Price	
D500,864	S	1/2005	Klettenberg et al.	

D506,837	S	6/2005	Scherer et al.	
D509,909	S	9/2005	Sorheim	
D511,578	S	11/2005	Mugge et al.	
D511,846	S	11/2005	Evans	
D513,805	S	1/2006	Scherer et al.	
D518,578	S	4/2006	Mugge et al.	
D529,195	S	9/2006	Mugge	
D529,628	S	10/2006	Mugge et al.	
D530,831	S	10/2006	Mugge et al.	
D532,910	S	11/2006	Mugge et al.	
D538,946	S	3/2007	Mugge et al.	
D538,947	S	3/2007	Price	
D539,439	S	3/2007	Price	
D540,477	S	4/2007	Price	
D540,478	S	4/2007	Price	
D541,950	S	5/2007	Mugge et al.	
D541,951	S	5/2007	Mugge et al.	
D548,365	S	8/2007	Price	
D550,860	S	9/2007	Price	
D576,293	S	9/2008	Mugge et al.	
D581,548	S	11/2008	Mugge et al.	
D586,478	S *	2/2009	Price et al.	D25/113
2003/0126821	A1	7/2003	Scherer	
2003/0182011	A1	9/2003	Scherer	
2004/0098928	A1 *	5/2004	Scherer et al.	52/98
2006/0110223	A1 *	5/2006	Dawson et al.	405/286
2007/0289247	A1 *	12/2007	Hamel	52/596

OTHER PUBLICATIONS

U.S. Appl. No. 29/308,773, filed Jul. 3, 2008 for Applicant: Mugge et al.

U.S. Appl. No. 29/313,088, filed Dec. 4, 2008 for Applicant Mugge.

U.S. Appl. No. 29/276,245, filed Jan. 19, 2007 for Applicant Mugge et al.

U.S. Appl. No. 29/277,916, filed Mar. 14, 2007 for Applicant Mugge et al.

U.S. Appl. No. 29/313,100, filed Dec. 5, 2008 for Applicant Mugge et al.

U.S. Appl. No. 29/283,096, filed Aug. 6, 2007 for Applicant Mugge et al.

U.S. Appl. No. 29/301,728, filed Mar. 13, 2008 for Applicant Mugge et al.

U.S. Appl. No. 29/301,729, filed Mar. 13, 2008 for Applicant for Mugge et al.

U.S. Appl. No. 29/307,427, filed Apr. 18, 2008 for Applicant Mugge et al.

U.S. Appl. No. 29/312,469, filed Oct. 21, 2008 for Mugge et al.

U.S. Appl. No. 29/312,470, filed Oct. 21, 2008 for Applicant Mugge et al.

U.S. Appl. No. 29/312,875, filed Nov. 18, 2008 for Applicant Mugge et al.

U.S. Appl. No. 29/312,876, filed Nov. 18, 2008 for Applicant Mugge et al.

* cited by examiner




FIG. 1




FIG. 2




FIG. 3

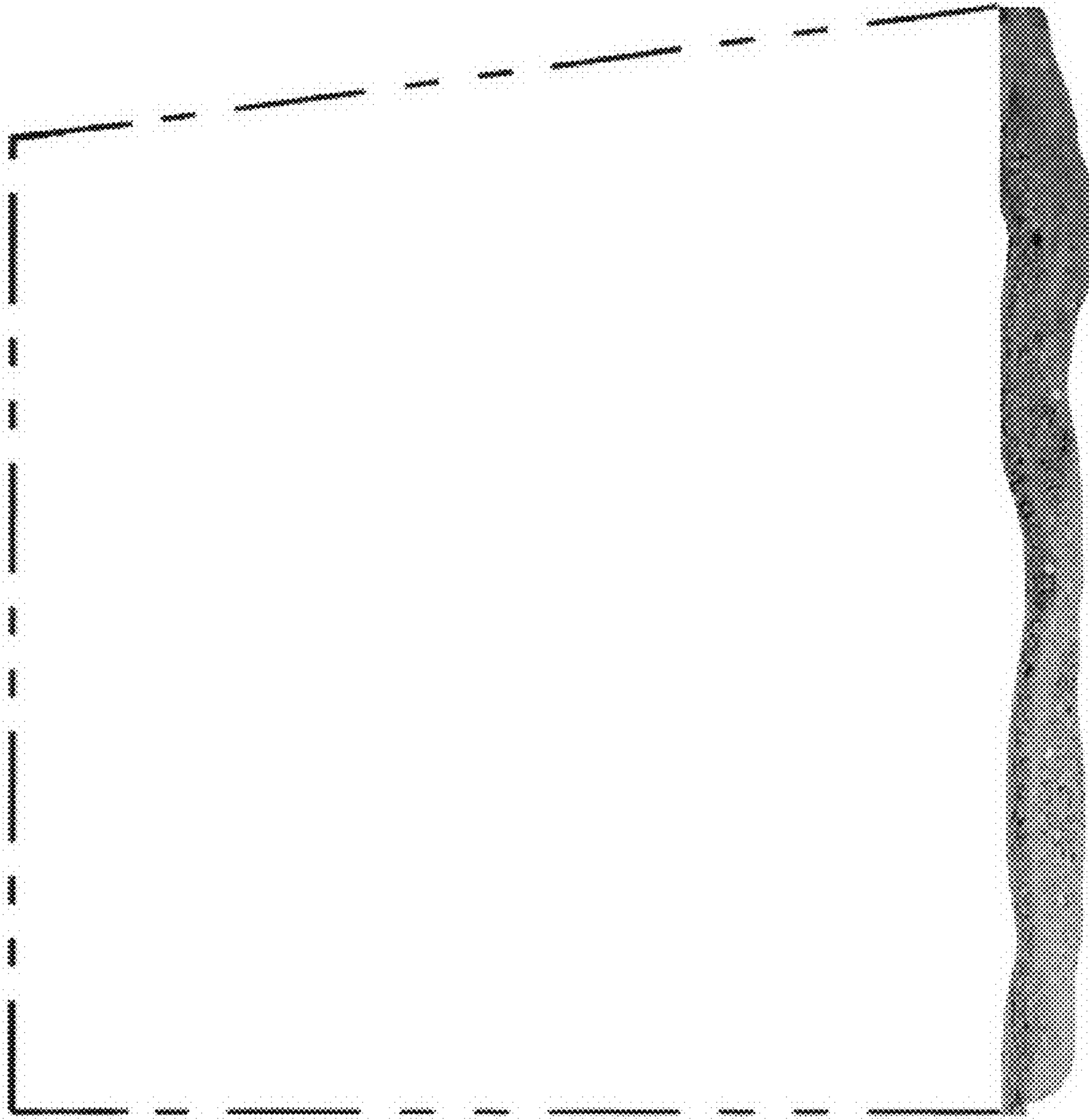


FIG. 4

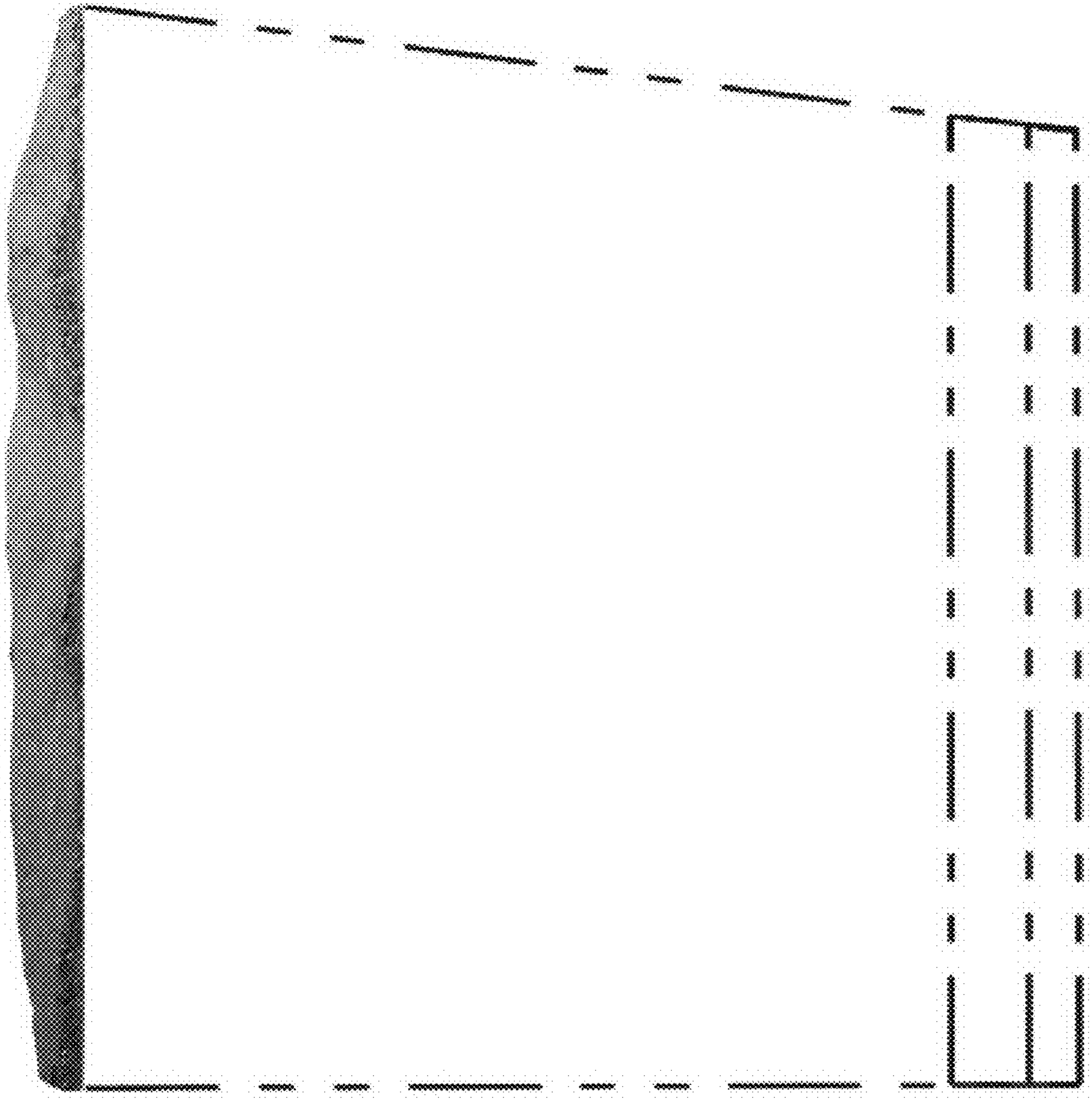


FIG. 5




FIG. 6