

US00D619732S

(12) **United States Design Patent**
Mugge et al.

(10) **Patent No.:** **US D619,732 S**
(45) **Date of Patent:** **** Jul. 13, 2010**

(54) **MOLDED SURFACE OF A CONCRETE PRODUCT**

FOREIGN PATENT DOCUMENTS

WO 03/060251 A1 7/2003

OTHER PUBLICATIONS

U.S. Appl. No. 29/312,340, filed Oct. 14, 2008 for Applicant: Mugge.
(Continued)

(75) Inventors: **Jimmie L. Mugge**, Inver Grove Heights, MN (US); **Jay J. Johnson**, Star Prairie, WI (US)

(73) Assignee: **Anchor Wall Systems, Inc.**, Minnetonka, MN (US)

Primary Examiner—T. Chase Nelson

Assistant Examiner—Anhdao Doan

(74) *Attorney, Agent, or Firm*—Merchant & Gould P.C.

(**) Term: **14 Years**

(57) **CLAIM**

(21) Appl. No.: **29/312,875**

The ornamental design for molded surface of a concrete product, as shown and described.

(22) Filed: **Nov. 18, 2008**

(51) **LOC (9) Cl.** **25-01**

DESCRIPTION

(52) **U.S. Cl.** **D25/113**

(58) **Field of Classification Search** D25/102,
D25/112–118, 119, 164; D21/484–491,
D21/499–502; 405/16, 17, 33, 35, 284, 286;
52/503–505, 574, 575, 596–605, 609–612;
404/29–31

FIG. 1 is a front view of an embodiment of a concrete product, according to our new design, the portions shown in broken lines forming no part of the design sought to be patented;

FIG. 2 is a right side view of the concrete product of FIG. 1, the portions shown in broken lines forming no part of the design sought to be patented;

See application file for complete search history.

FIG. 3 is a left side view of the concrete product of FIG. 1, the portions shown in broken lines forming no part of the design sought to be patented;

(56) **References Cited**

U.S. PATENT DOCUMENTS

415,773 A	11/1889	Fiske
799,754 A	9/1905	Petrie
803,014 A	10/1905	McIlravy
819,055 A	5/1906	Fisher
824,235 A	5/1906	Damon
838,278 A	12/1906	Schwartz
1,086,975 A	2/1914	Aaronson
1,574,123 A	2/1926	Sharpe
1,776,999 A	9/1930	Jensen

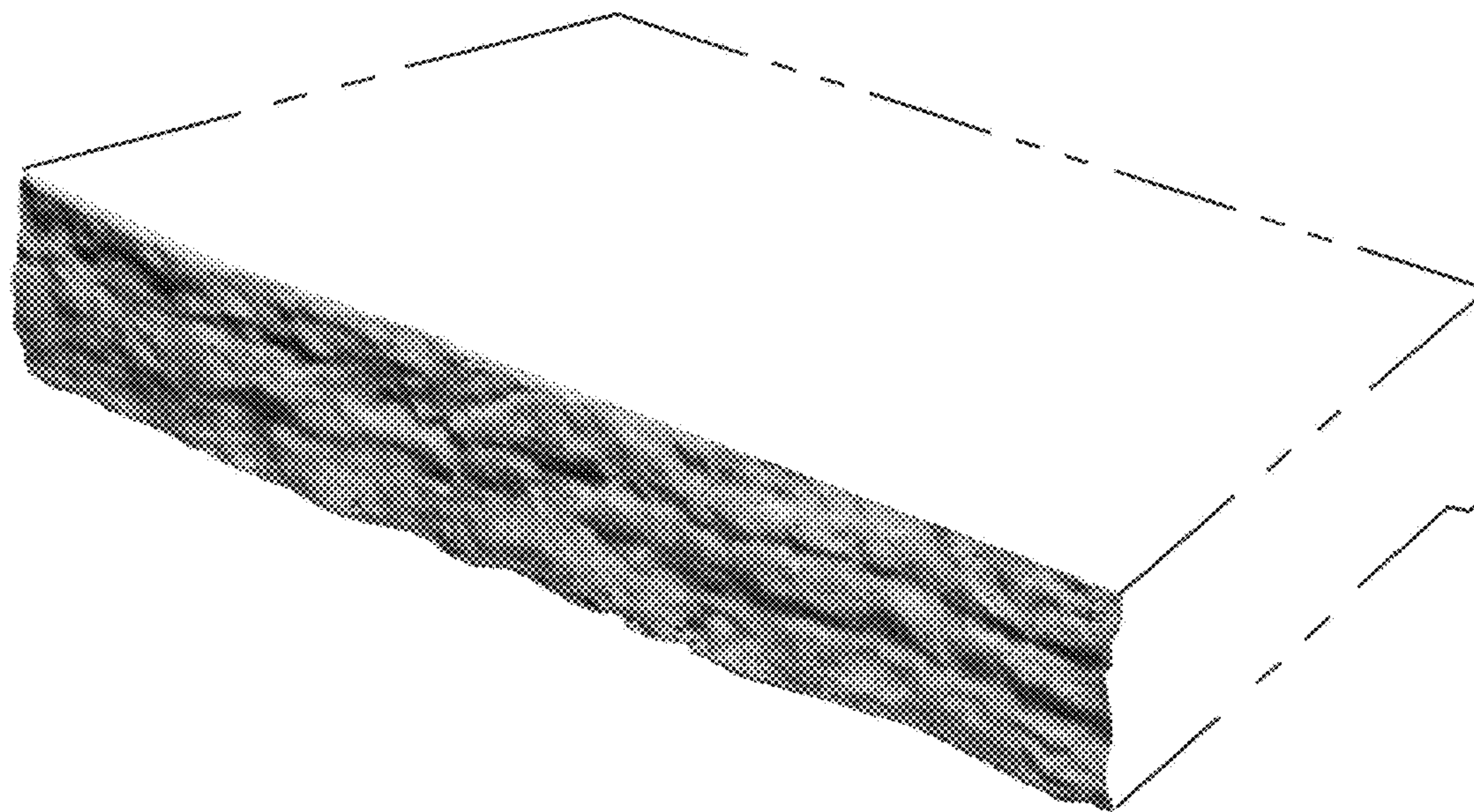
FIG. 4 is a top view of the concrete product of FIG. 1, the portions shown in broken lines forming no part of the design sought to be patented;

FIG. 5 is a bottom view of the concrete product of FIG. 1, the portions shown in broken lines forming no part of the design sought to be patented; and,

FIG. 6 is a perspective view of the concrete product of FIG. 1, the portions shown in broken lines forming no part of the design sought to be patented.

(Continued)

1 Claim, 6 Drawing Sheets



U.S. PATENT DOCUMENTS

1,795,451 A 3/1931 Sharpe
 2,313,363 A 3/1943 Schmitt
 2,517,432 A 8/1950 Hornberger
 2,819,495 A 1/1958 Krausz
 2,882,689 A 4/1959 Huch et al.
 3,555,757 A 1/1971 Volent
 3,694,128 A 9/1972 Foxen
 4,063,866 A 12/1977 Lurbiecki
 4,335,549 A 6/1982 Dean, Jr.
 4,738,059 A 4/1988 Dean, Jr.
 D298,463 S 11/1988 Forsberg
 4,784,821 A 11/1988 Leopold
 4,869,660 A 9/1989 Ruckstuhl
 4,920,712 A 5/1990 Dean, Jr.
 D317,048 S 5/1991 Forsberg
 D317,209 S 5/1991 Forsberg
 D319,885 S 9/1991 Blomquist
 D321,060 S 10/1991 Blomquist
 D341,215 S 11/1993 Blomquist et al.
 D350,610 S 9/1994 Rodrique
 D350,611 S 9/1994 Scales
 D352,789 S 11/1994 Adam
 D362,511 S 9/1995 Anderson et al.
 D363,787 S 10/1995 Powell
 5,490,363 A 2/1996 Woolford
 D380,560 S 7/1997 Forsberg
 D381,086 S 7/1997 Forsberg
 D391,376 S 2/1998 Strand et al.
 5,735,643 A 4/1998 Castonguay et al.
 5,744,081 A 4/1998 Tanigawa et al.
 D429,006 S 8/2000 Price et al.
 D433,158 S 10/2000 Hammer
 D434,508 S 11/2000 Price et al.
 D437,422 S 2/2001 Bolles et al.
 D438,640 S 3/2001 Bolles et al.
 D445,512 S 7/2001 Sievert
 D448,856 S * 10/2001 Boone D25/113
 6,321,740 B1 11/2001 Scherer et al.
 D458,693 S 6/2002 Sievert
 D464,145 S 10/2002 Scherer et al.
 D466,228 S 11/2002 Hammer
 D466,229 S 11/2002 Risi et al.
 D466,619 S 12/2002 Britton
 D467,009 S 12/2002 Agee
 D468,449 S 1/2003 Britton
 D477,091 S 7/2003 Manthei
 D477,419 S 7/2003 Manthei
 D479,002 S 8/2003 Nordstrand
 D479,003 S 8/2003 Nordstrand
 D482,133 S 11/2003 Scherer et al.
 D485,371 S 1/2004 Burgess et al.
 D486,246 S 2/2004 Manthei
 D492,796 S 7/2004 Price
 D500,864 S 1/2005 Klettenberg et al.


D506,837 S 6/2005 Scherer et al.
 D509,909 S 9/2005 Sorheim
 D511,578 S 11/2005 Mugge et al.
 D511,846 S 11/2005 Evans
 D513,805 S 1/2006 Scherer et al.
 D518,578 S 4/2006 Mugge et al.
 D529,195 S 9/2006 Mugge
 D529,628 S 10/2006 Mugge et al.
 D530,831 S 10/2006 Mugge et al.
 D532,910 S 11/2006 Mugge et al.
 D538,946 S 3/2007 Mugge et al.
 D538,947 S 3/2007 Price
 D539,439 S 3/2007 Price
 D540,477 S 4/2007 Price
 D540,478 S 4/2007 Price
 D541,950 S 5/2007 Mugge et al.
 D541,951 S 5/2007 Mugge et al.
 D548,365 S 8/2007 Price
 D550,860 S 9/2007 Price
 D576,293 S 9/2008 Mugge et al.
 D581,548 S 11/2008 Mugge et al.
 D586,478 S * 2/2009 Price et al. D25/113
 2003/0126821 A1 7/2003 Scherer
 2003/0182011 A1 9/2003 Scherer
 2004/0098928 A1 * 5/2004 Scherer et al. 52/98
 2006/0110223 A1 * 5/2006 Dawson et al. 405/286
 2007/0289247 A1 * 12/2007 Hamel 52/596

OTHER PUBLICATIONS

U.S. Appl. No. 29/308,773, filed Jul. 3, 2008 for Applicant: Mugge et al.
 U.S. Appl. No. 29/313,088, filed Dec. 4, 2008 for Applicant Mugge.
 U.S. Appl. No. 29/276,245, filed Jan. 19, 2007 for Applicant Mugge et al.
 U.S. Appl. No. 29/277,916, filed Mar. 14, 2007 for Applicant Mugge et al.
 U.S. Appl. No. 29/313,100, filed Dec. 5, 2008 for Applicant Mugge et al.
 U.S. Appl. No. 29/283,096 filed Aug. 6, 2007 for Applicant Mugge et al.
 U.S. Appl. No. 29/301,728, filed Mar. 13, 2008 for Applicant Mugge et al.
 U.S. Appl. No. 29/301,729, filed Mar. 13, 2008 for Applicant for Mugge et al.
 U.S. Appl. No. 29/307,427, filed Apr. 18, 2008 for Applicant Mugge et al.
 U.S. Appl. No. 29/312,469, filed Oct. 21, 2008 for Mugge et al.
 U.S. Appl. No. 29/312,470, filed Oct. 21, 2008 for Applicant Mugge et al.
 U.S. Appl. No. 29/312,876, filed Nov. 18, 2008 for Applicant Mugge et al.
 U.S. Appl. No. 29/313,266, filed Dec. 19, 2008 for Applicant Mugge et al.

* cited by examiner

FIG. 1



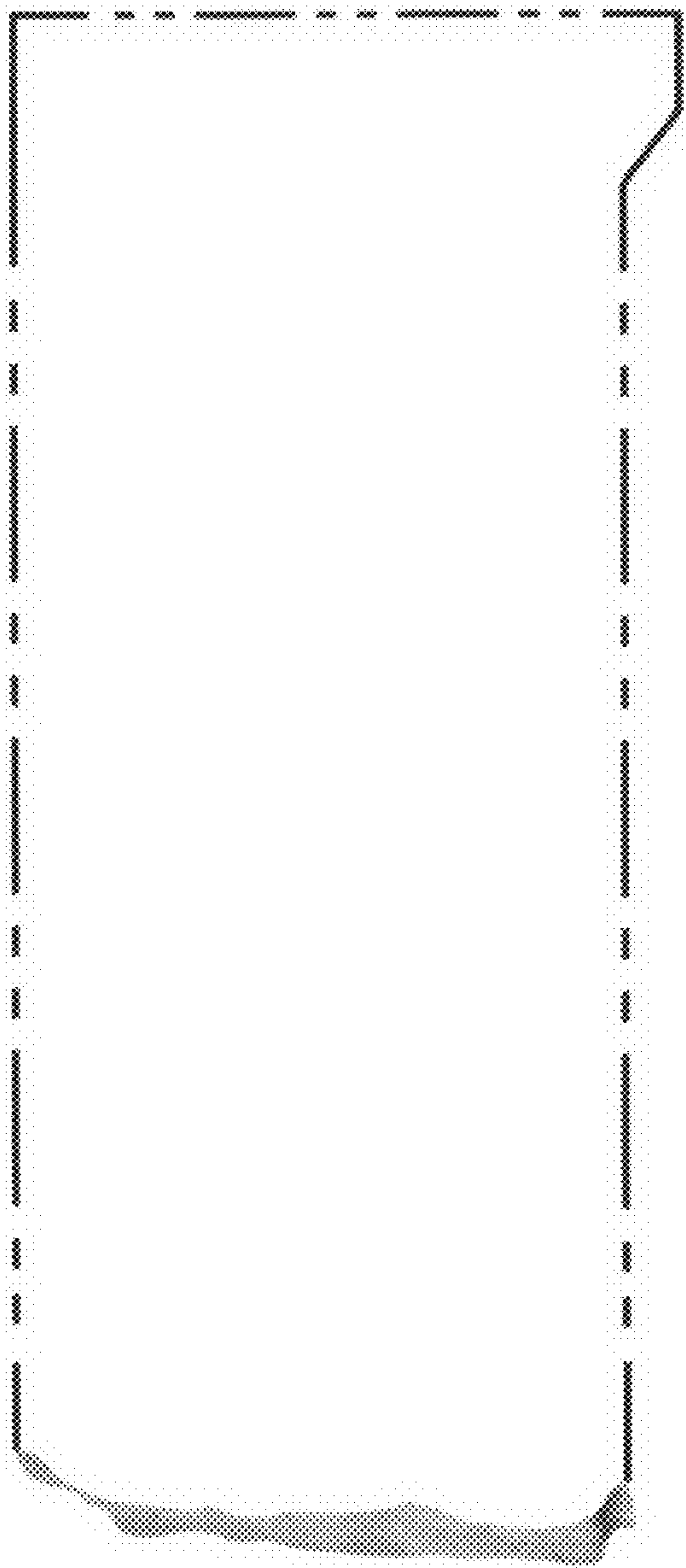


FIG. 2




FIG. 3

FIG. 4





FIG. 5



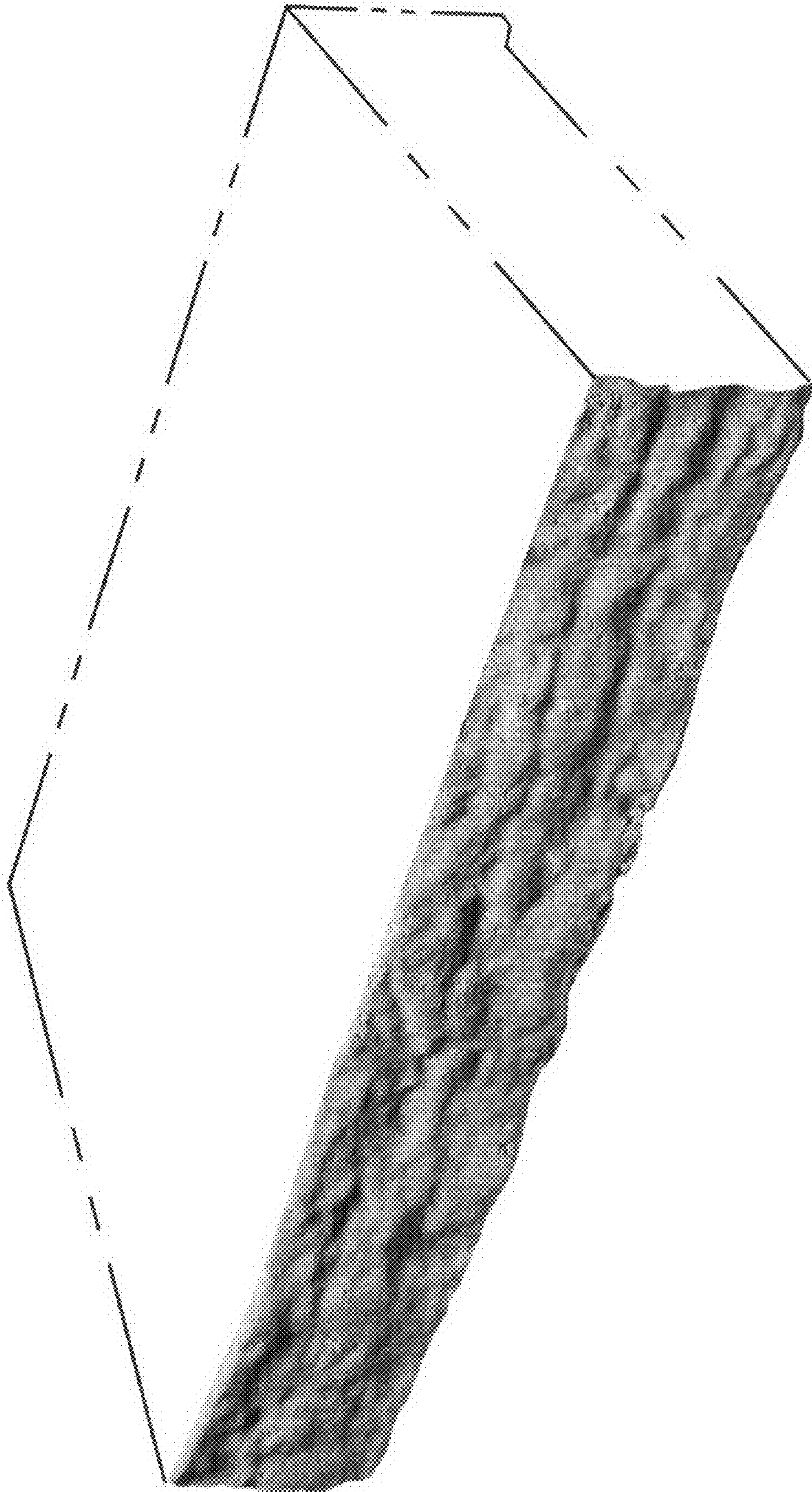


FIG. 6