



US00D619730S

(12) **United States Design Patent**  
**Mugge et al.**

(10) **Patent No.:** **US D619,730 S**  
(45) **Date of Patent:** **\*\* Jul. 13, 2010**

(54) **MOLDED SURFACE OF A CONCRETE PRODUCT**

D466,619 S 12/2002 Britton  
D467,009 S 12/2002 Agee  
D468,449 S 1/2003 Britton

(75) Inventors: **Jimmie L. Mugge**, Inver Grove Heights, MN (US); **Jay J. Johnson**, Star Prairie, WI (US)

(73) Assignee: **Anchor Wall Systems, Inc.**, Minnetonka, MN (US)

(\*\*) Term: **14 Years**

(21) Appl. No.: **29/312,469**

(22) Filed: **Oct. 21, 2008**

(51) **LOC (9) Cl.** ..... **25-01**

(52) **U.S. Cl.** ..... **D25/113**

(58) **Field of Classification Search** ..... D25/102,  
D25/112-118, 119, 164; D21/484-491,  
D21/499-502; 405/16, 17, 33, 35, 284, 286;  
52/503-505, 574, 575, 596-605, 609-612;  
404/29-31

See application file for complete search history.

(56) **References Cited**

**U.S. PATENT DOCUMENTS**

D319,885 S	9/1991	Blomquist et al.	
D350,610 S	9/1994	Rodrigue	
D362,511 S	9/1995	Anderson et al.	
D380,560 S	7/1997	Forsberg	
D381,086 S	7/1997	Forsberg	
D391,376 S	2/1998	Strand et al.	
D429,006 S	8/2000	Price et al.	
D433,158 S	10/2000	Hammer	
D434,508 S	11/2000	Price et al.	
D437,422 S	2/2001	Bolles et al.	
D438,640 S	3/2001	Bolles et al.	
D445,512 S	7/2001	Sievert	
D448,856 S *	10/2001	Boone	..... D25/113
D458,693 S	6/2002	Sievert	
D464,145 S	10/2002	Scherer et al.	
D466,228 S	11/2002	Hammer	
D466,229 S	11/2002	Risi et al.	

(Continued)

*Primary Examiner*—T. Chase Nelson

*Assistant Examiner*—Anhdao Doan

(74) *Attorney, Agent, or Firm*—Merchant & Gould P.C.

(57) **CLAIM**

The ornamental design for molded surface of a concrete product, as shown and described.

**DESCRIPTION**

FIG. 1 is a front view of an embodiment of a molded surface of a concrete product, the portions shown in broken lines forming no part of the design sought to be patented;

FIG. 2 is a right side view of the surface depicted in FIG. 1, the portions shown in broken lines forming no part of the design sought to be patented;

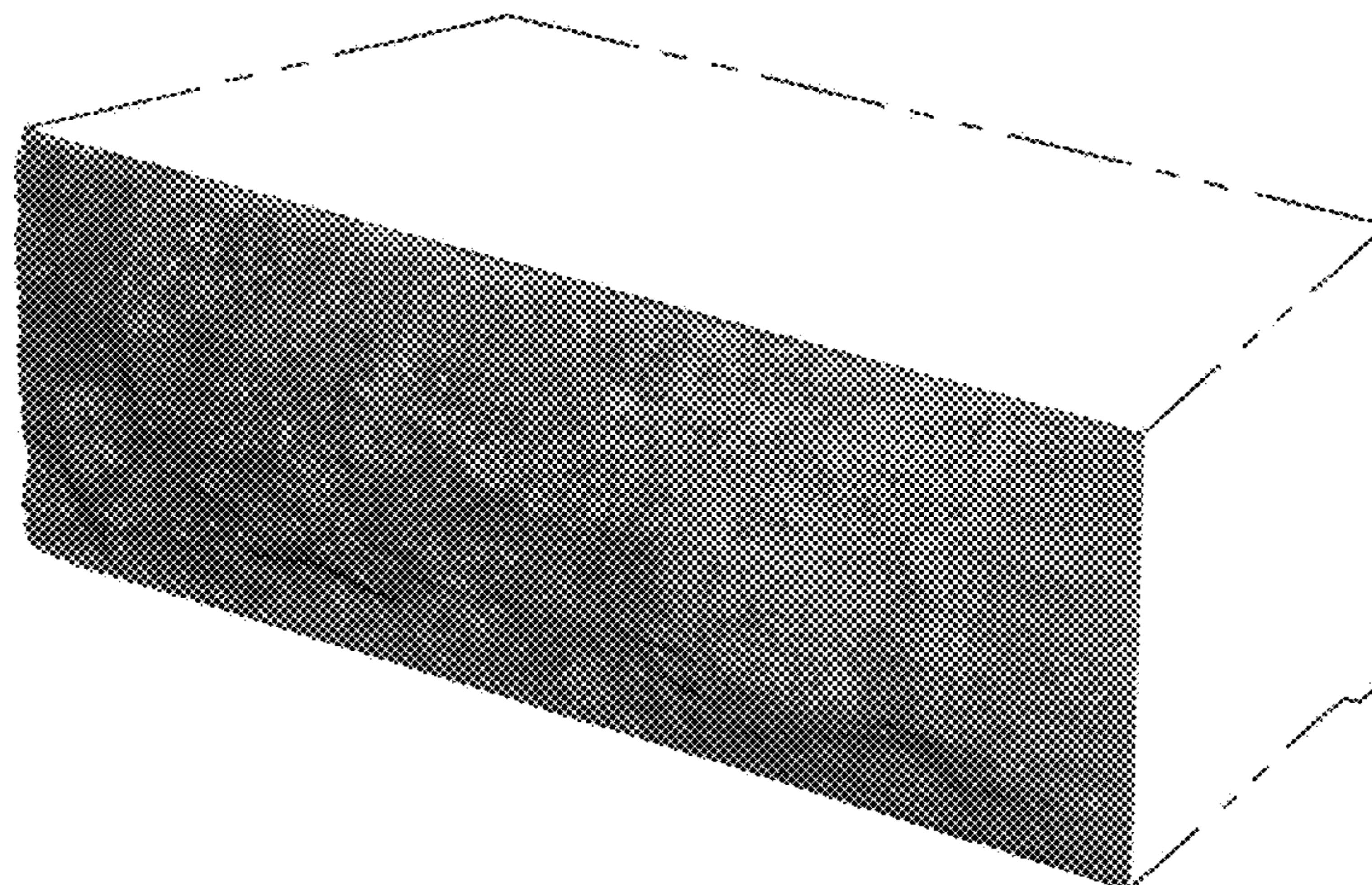
FIG. 3 is a left side view of the surface depicted in FIG. 1, the portions shown in broken lines forming no part of the design sought to be patented;

FIG. 4 is a top view of the surface depicted in FIG. 1, the portions shown in broken lines forming no part of the design sought to be patented;

FIG. 5 is a bottom view of the surface depicted in FIG. 1, the portions shown in broken lines forming no part of the design sought to be patented; and,

FIG. 6 is a perspective view of the surface depicted in FIG. 1, the portions shown in broken lines forming no part of the design sought to be patented.

**1 Claim, 6 Drawing Sheets**



# US D619,730 S

Page 2

## U.S. PATENT DOCUMENTS

D477,091 S	7/2003	Manthei	D530,831 S	10/2006	Mugge et al.
D477,419 S	7/2003	Manthei	D532,910 S	11/2006	Mugge et al.
D479,002 S	8/2003	Nordstrand	D538,946 S	3/2007	Mugge et al.
D479,003 S	8/2003	Nordstrand	D538,947 S	3/2007	Price
D482,133 S	11/2003	Scherer et al.	D539,439 S	3/2007	Price
D485,371 S	1/2004	Burgess et al.	D540,477 S	4/2007	Price
D486,246 S	2/2004	Manthei	D540,478 S	4/2007	Price
D492,796 S	7/2004	Price	D541,950 S	5/2007	Mugge et al.
D506,837 S	7/2005	Scherer et al.	D541,951 S	5/2007	Mugge et al.
D509,909 S	9/2005	Sorheim	D548,365 S	8/2007	Price
D511,578 S	11/2005	Mugge et al.	D550,860 S	9/2007	Price
D511,846 S	11/2005	Evans	D576,293 S	9/2008	Mugge et al.
D513,805 S	1/2006	Scherer et al.	D581,548 S	11/2008	Mugge et al.
D518,578 S	4/2006	Mugge et al.	D586,478 S *	2/2009	Price et al. .... D25/113
D529,195 S	9/2006	Mugge	2004/0098928 A1 *	5/2004	Scherer et al. .... 52/98
D529,628 S	10/2006	Mugge et al.	2006/0110223 A1 *	5/2006	Dawson et al. .... 405/286
			2007/0289247 A1 *	12/2007	Hamel ..... 52/596

\* cited by examiner

FIG. 1






FIG. 2




FIG. 3




FIG. 4




FIG. 5




FIG. 6