



US00D619725S

(12) **United States Design Patent**
Puffer et al.

(10) **Patent No.:** **US D619,725 S**
(45) **Date of Patent:** **** Jul. 13, 2010**

(54) **SHOWER WRAP**

(76) Inventors: **Connie L. Puffer**, 3470 W. 290 North, Hurricane, UT (US) 84737; **Carl J. Puffer**, 3470 W. 290 North, Hurricane, UT (US) 84737

(**) Term: **14 Years**

(21) Appl. No.: **29/315,599**

(22) Filed: **Jul. 9, 2009**

(51) **LOC (9) Cl.** **24-01**

(52) **U.S. Cl.** **D24/190**

(58) **Field of Classification Search** D24/188-192, D24/206; D29/120.1; 602/3, 62; 128/DIG. 15, 128/DIG. 20, 846, 849, 856, 878; 601/151; 2/16, 22, 59, 167

See application file for complete search history.

(56) **References Cited**

U.S. PATENT DOCUMENTS

2,244,871	A *	6/1941	Guinzburg	2/59
3,083,708	A *	4/1963	Gottfried	601/151
4,139,003	A	2/1979	Little et al.		
4,254,765	A *	3/1981	Brown et al.	602/3
4,346,699	A	8/1982	Little et al.		
4,363,317	A *	12/1982	Broucek	602/3
4,530,350	A *	7/1985	Brown et al.	602/3
4,727,864	A *	3/1988	Wiesenthal et al.	602/3
4,966,135	A *	10/1990	Renfrew	602/3
4,986,265	A *	1/1991	Caponi	602/3
5,070,630	A	12/1991	Edmundson		
D340,115	S *	10/1993	Carmack	D24/190
5,342,286	A *	8/1994	Kelly et al.	602/3
5,720,713	A *	2/1998	Hutchison	602/3
6,126,621	A *	10/2000	Aceves	602/3
6,857,133	B2 *	2/2005	Reynolds	2/16

6,916,301	B1 *	7/2005	Clare	602/3
7,066,899	B2	6/2006	Baron		
7,198,608	B2 *	4/2007	Wyckoff	602/3
D545,442	S *	6/2007	Weeks	D24/190
D550,404	S *	9/2007	Salazar et al.	D29/120.1
7,290,290	B2 *	11/2007	Treadway Fancher	2/16
2008/0045875	A1 *	2/2008	Lamprey	602/62

* cited by examiner

Primary Examiner—Philip S Hyder

Assistant Examiner—Susan E Krakower

(74) *Attorney, Agent, or Firm*—Paul R. Martin

(57) **CLAIM**

The ornamental design for a shower wrap, as shown and described.

DESCRIPTION

FIG. 1. is a perspective view of a shower wrap of the invention.

FIG. 2 is an elevational view from the side of the shower wrap shown in FIG. 1.

FIG. 3 is a plan view from the top of the shower wrap shown in FIG. 1

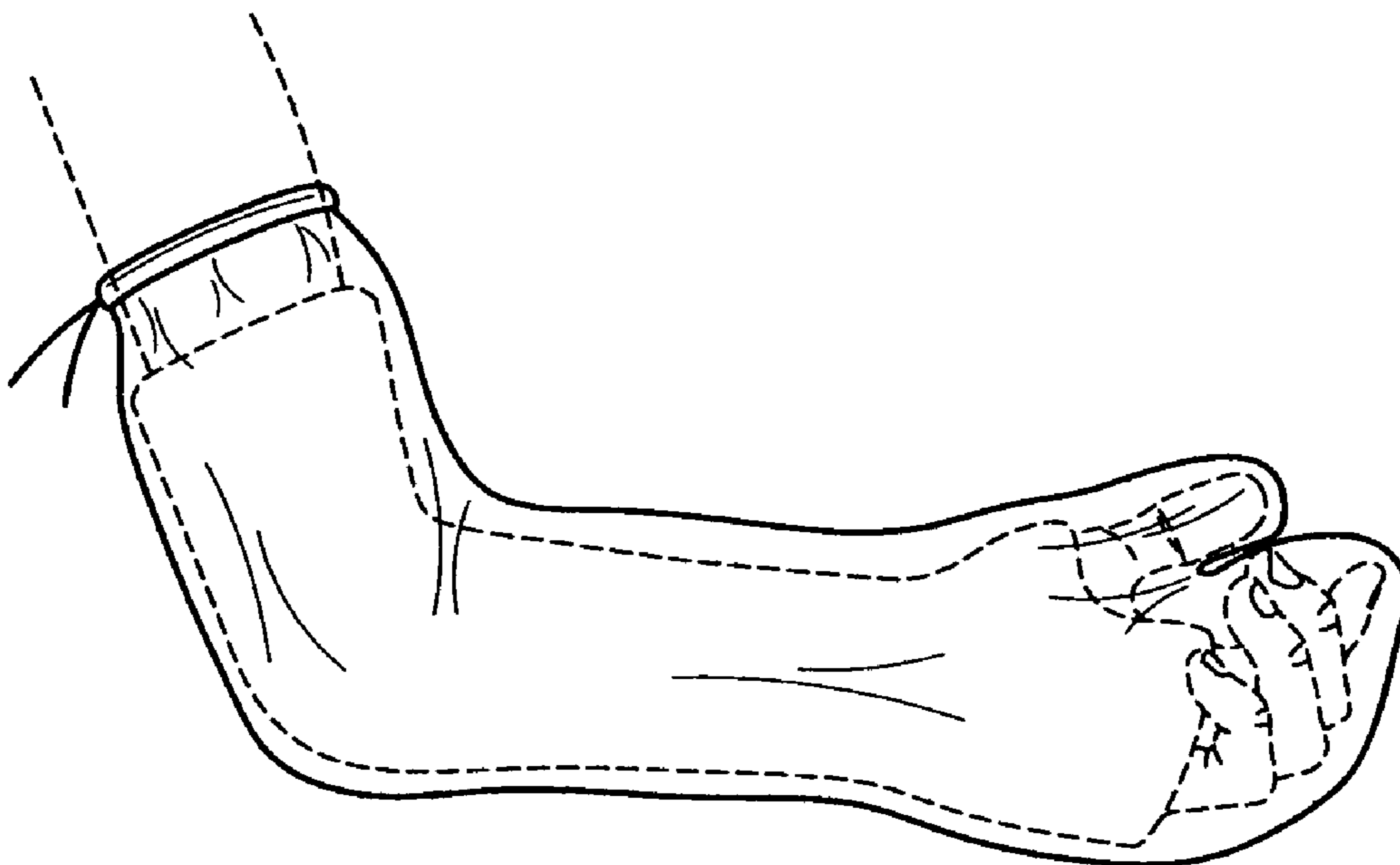
FIG. 4 is a plan view from the bottom of the shower wrap shown in FIG. 1.

FIG. 5 is an elevational view from the front of the shower wrap shown in FIG. 1; and,

FIG. 6 is an elevational view from the rear of the shower wrap shown in FIG. 1.

The broken lines showing a cast and human arm in FIG. 1 illustrates environmental structure and forms no part of the claimed design.

1 Claim, 2 Drawing Sheets



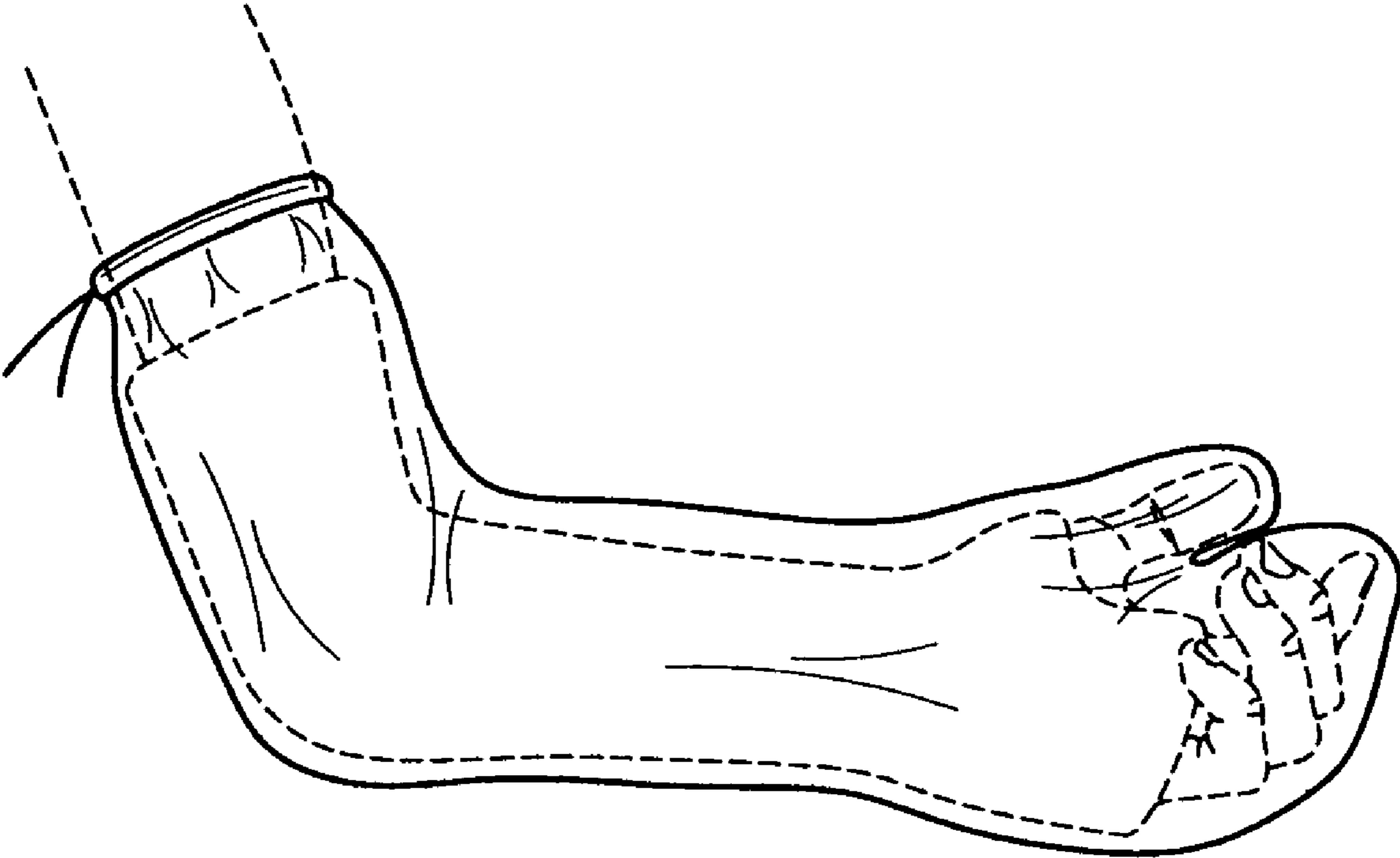


FIG. 1




FIG. 3

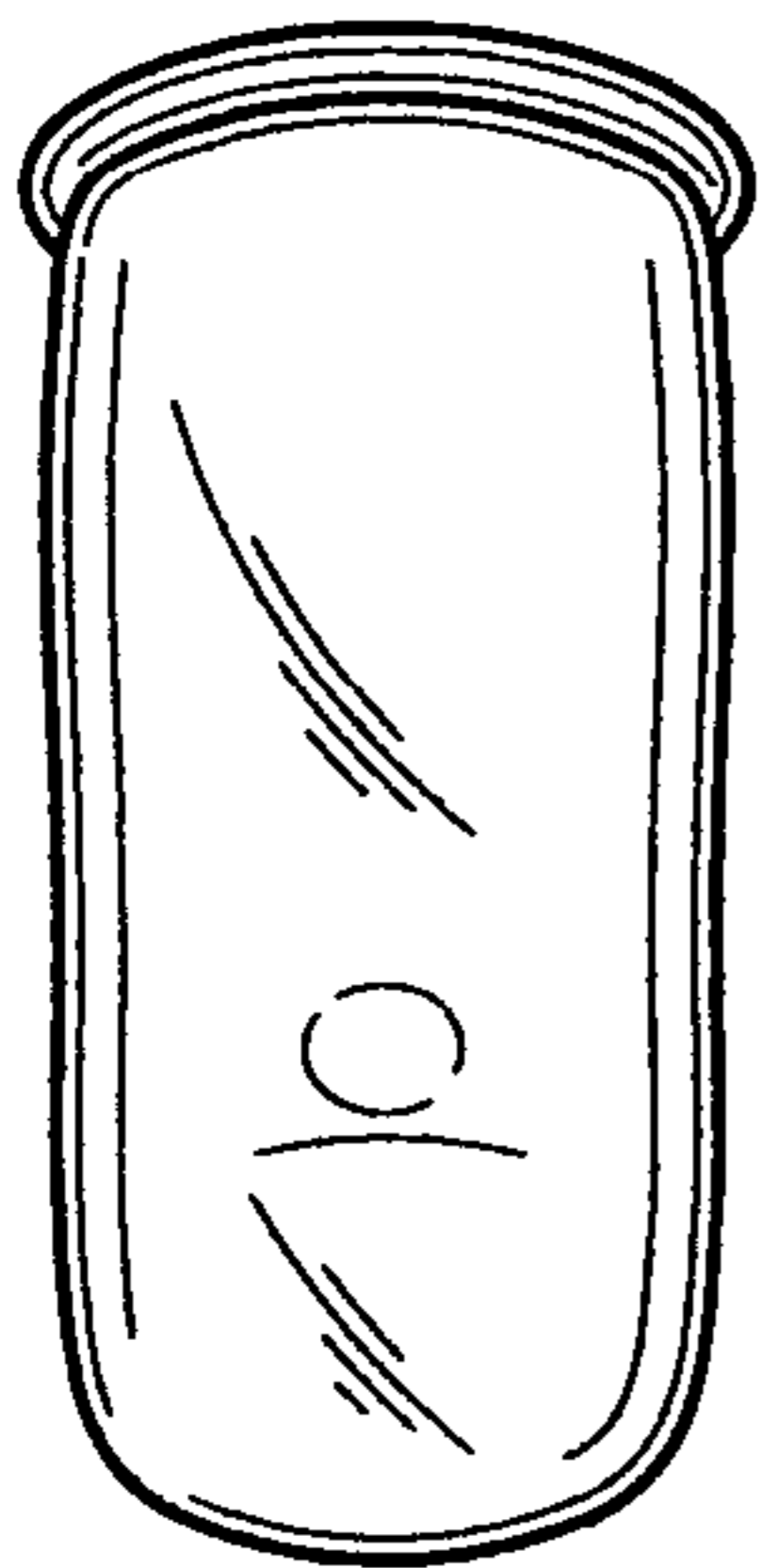


FIG. 5

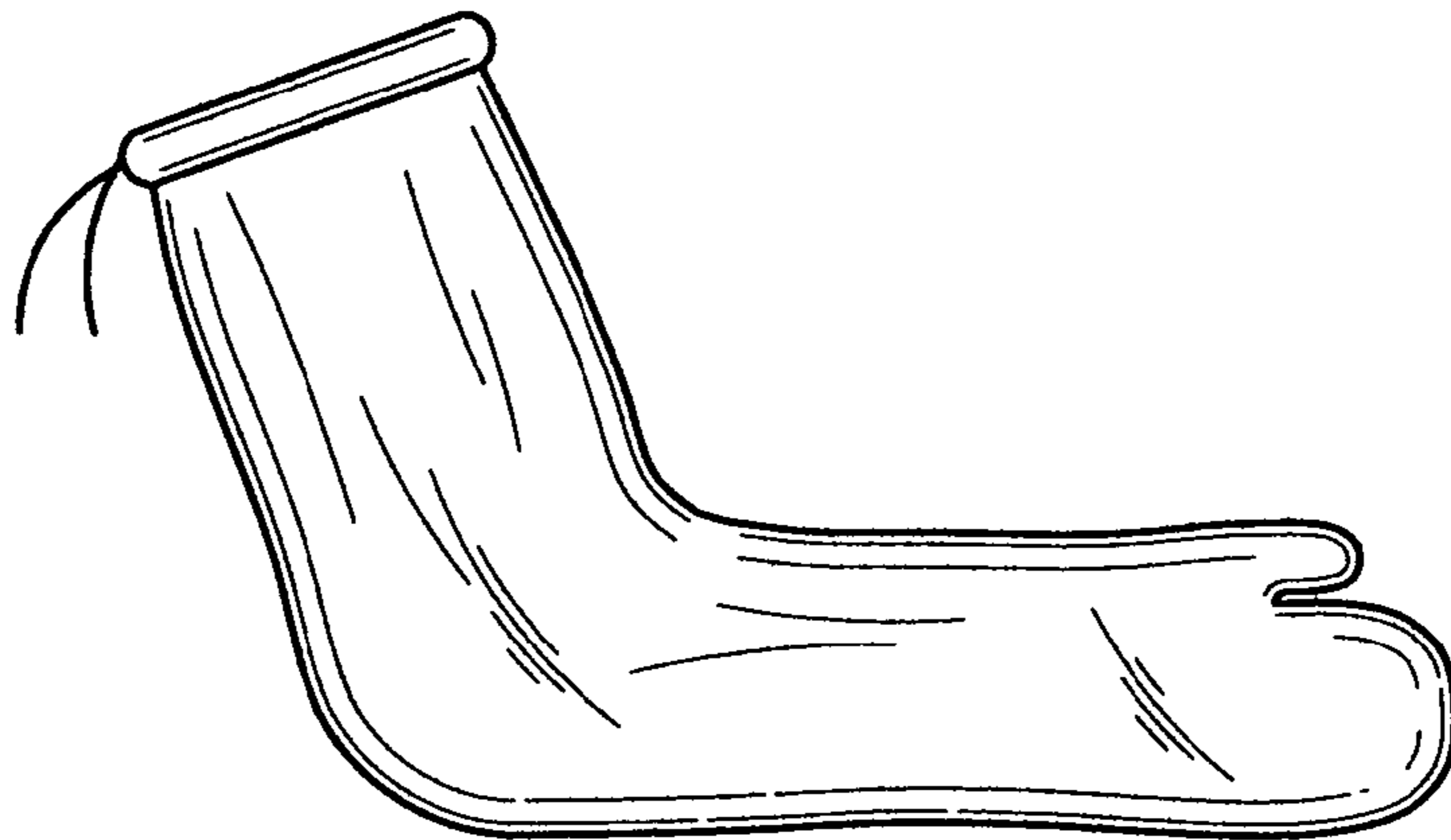


FIG. 2

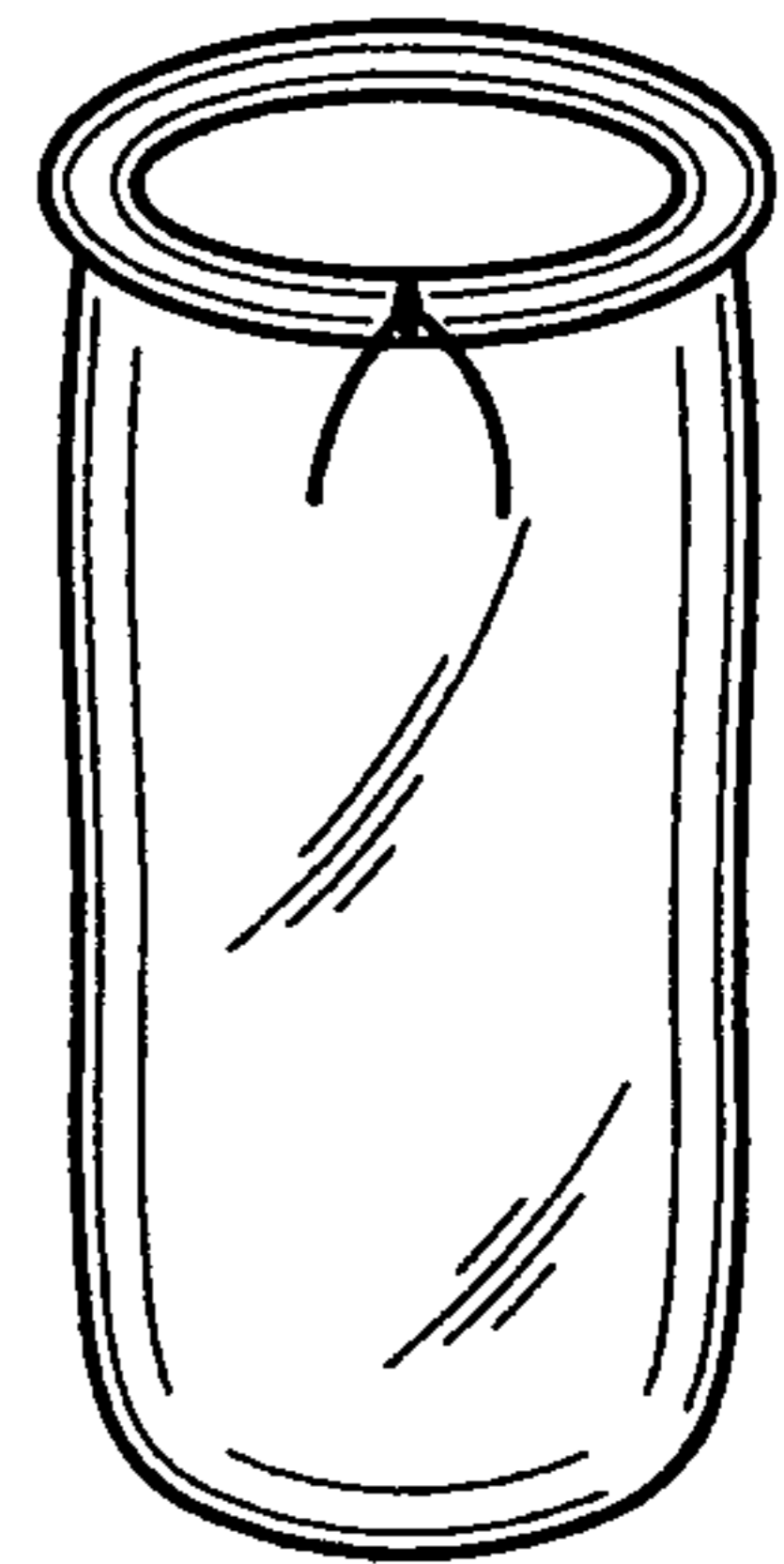


FIG. 6




FIG. 4