



US00D619723S

(12) **United States Design Patent**
Lambalot

(10) **Patent No.:** **US D619,723 S**

(45) **Date of Patent:** **** Jul. 13, 2010**

(54) **HOLLOW FIBER READY TO PROCESS CART** 2008/0303389 A1* 12/2008 Petrovich 312/209

(75) Inventor: **Charles Lambalot**, Mansfield, MA (US) * cited by examiner

(73) Assignee: **GE Healthcare Bioscience Bioprocess Corp.**, Piscataway, NJ (US) *Primary Examiner—Mary Ann Calabrese*
(74) *Attorney, Agent, or Firm—Yonggang Ji*

(**) Term: **14 Years**

(57) **CLAIM**

(21) Appl. No.: **29/299,887**

The ornamental design for a hollow fiber ready to process cart, as shown and described.

(22) Filed: **Jan. 7, 2008**

(51) **LOC (9) Cl.** **24-01**

(52) **U.S. Cl.** **D24/185**

(58) **Field of Classification Search** D20/158,
D20/160, 167, 170, 183–186, 231; D6/465;
D13/163; D34/14, 17, 19–21, 23; 108/50.01,
108/189; 211/126.15; 280/47.35, 79.3, 79.11,
280/187.01; 312/209

See application file for complete search history.

DESCRIPTION

(56) **References Cited**

U.S. PATENT DOCUMENTS

1,854,777	A *	4/1932	Bales	211/126.15
2,886,186	A *	5/1959	Hamilton	108/189
D199,670	S *	12/1964	Inglis	D34/21
D212,356	S *	10/1968	Cronin, Jr.	D24/185
D275,044	S *	8/1984	Hampshire et al.	D34/21
D301,652	S *	6/1989	Roberts	D34/21
D313,878	S *	1/1991	Rinkewich	D34/21
4,998,023	A *	3/1991	Kitts	280/47.35
D362,528	S *	9/1995	Shannon et al.	D34/21
D363,590	S *	10/1995	Kazmerchek et al.	D34/21
5,857,685	A *	1/1999	Phillips et al.	280/47.35
D478,199	S *	8/2003	Presnell et al.	D34/20
D493,593	S *	7/2004	Anderson	D34/14
D561,972	S *	2/2008	Roever	D34/17
D574,499	S *	8/2008	Lambalot	D24/185
D584,413	S *	1/2009	Lambalot	D24/185
D584,821	S *	1/2009	Lambalot	D24/185
2005/0062246	A1 *	3/2005	Kang	280/47.35

FIG. 1 is a perspective view of the hollow fiber ready to process cart showing our new design.

FIG. 2 is a front view of the hollow fiber ready to process cart of FIG. 1.

FIG. 3 is a back view of the hollow fiber ready to process cart of FIG. 1.

FIG. 4 is a left side view of the hollow fiber ready to process cart of FIG. 1.

FIG. 5 is a right side view of the hollow fiber ready to process cart of FIG. 1.

FIG. 6 is a top plan view of the hollow fiber ready to process cart of FIG. 1; and,

FIG. 7 is a bottom plan view of the hollow fiber ready to process cart of FIG. 1.

Portions of the design shown in broken lines form no part of the claimed design.

The design includes a hollow fiber ready to process cart that has three shelves, which is composed of a stainless steel structure. The front end and the back end of the hollow fiber ready to process cart includes a retractable T-Bar configuration to hang bags or filters to strengthen it in order to satisfy the design requirements for the hollow fiber ready to process cart.

1 Claim, 4 Drawing Sheets

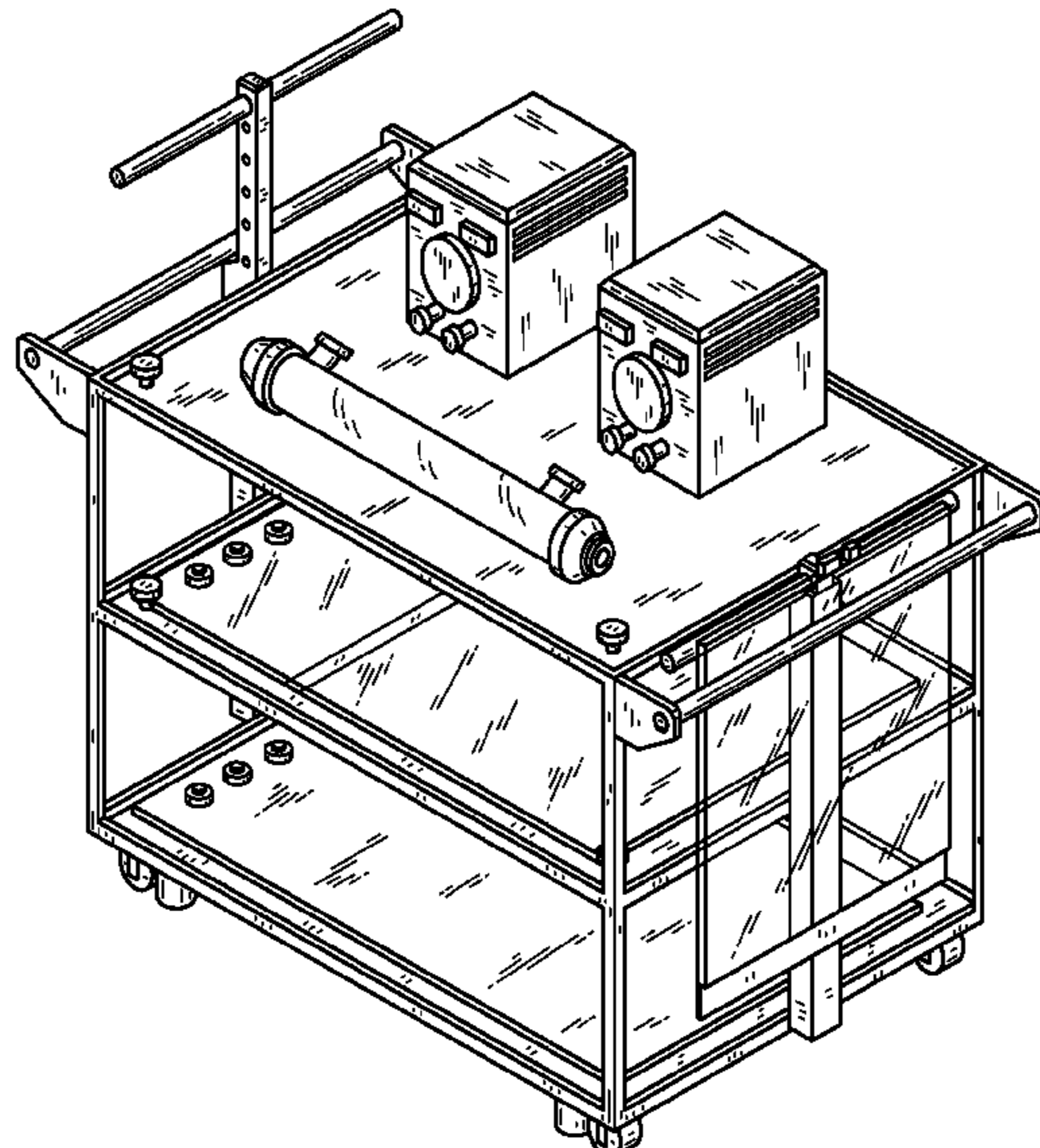


FIG. 1

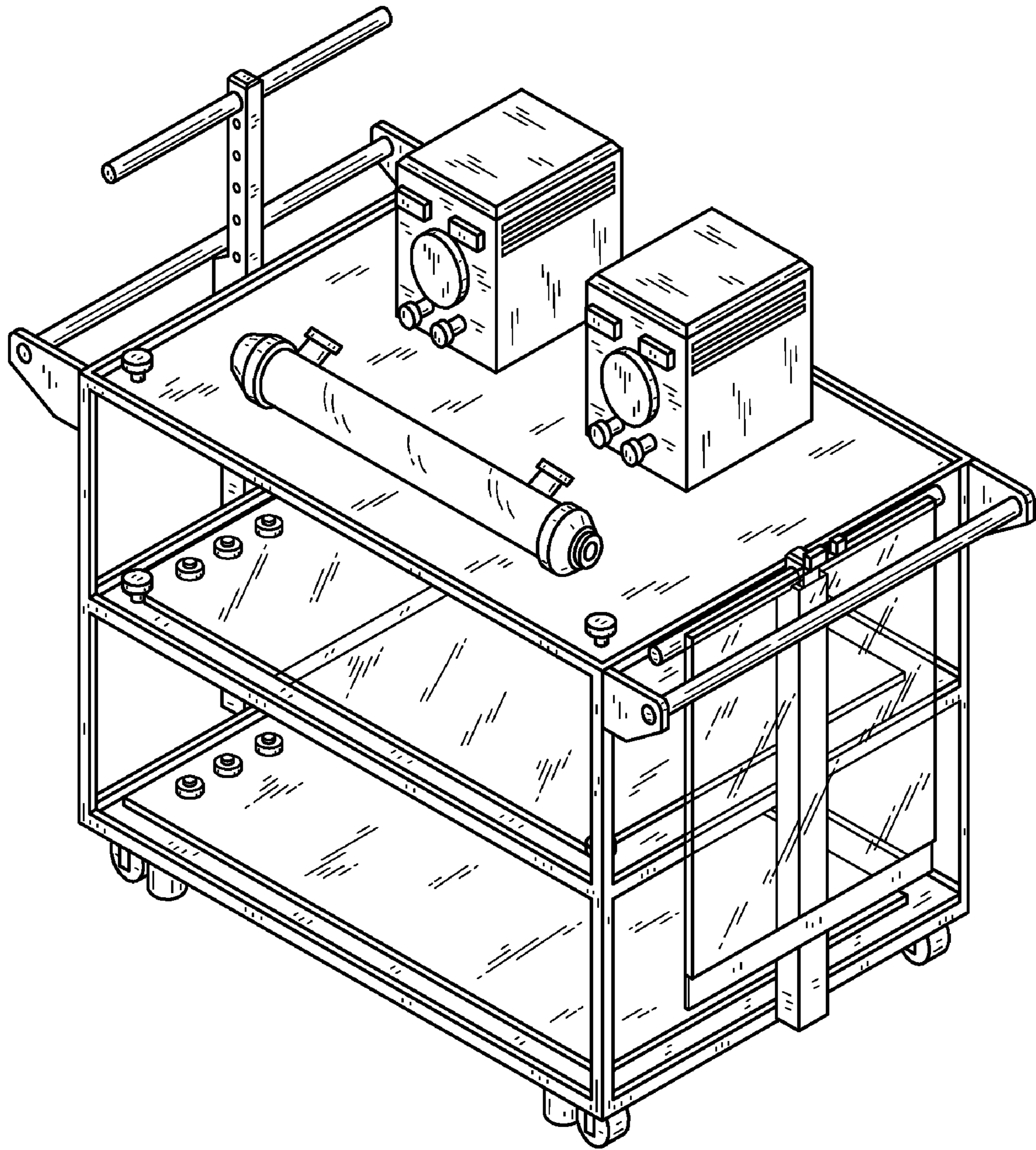


FIG. 2

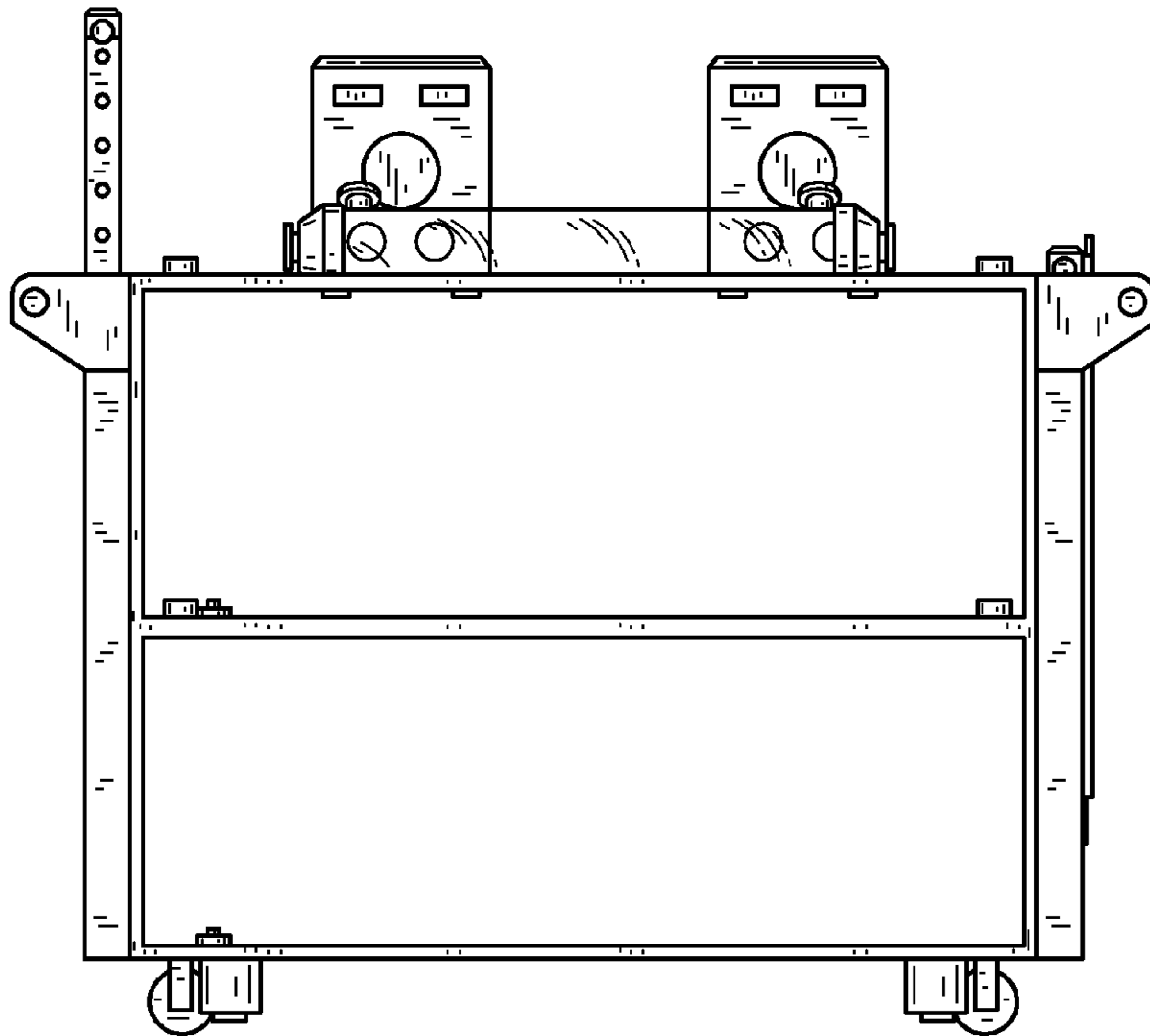


FIG. 3

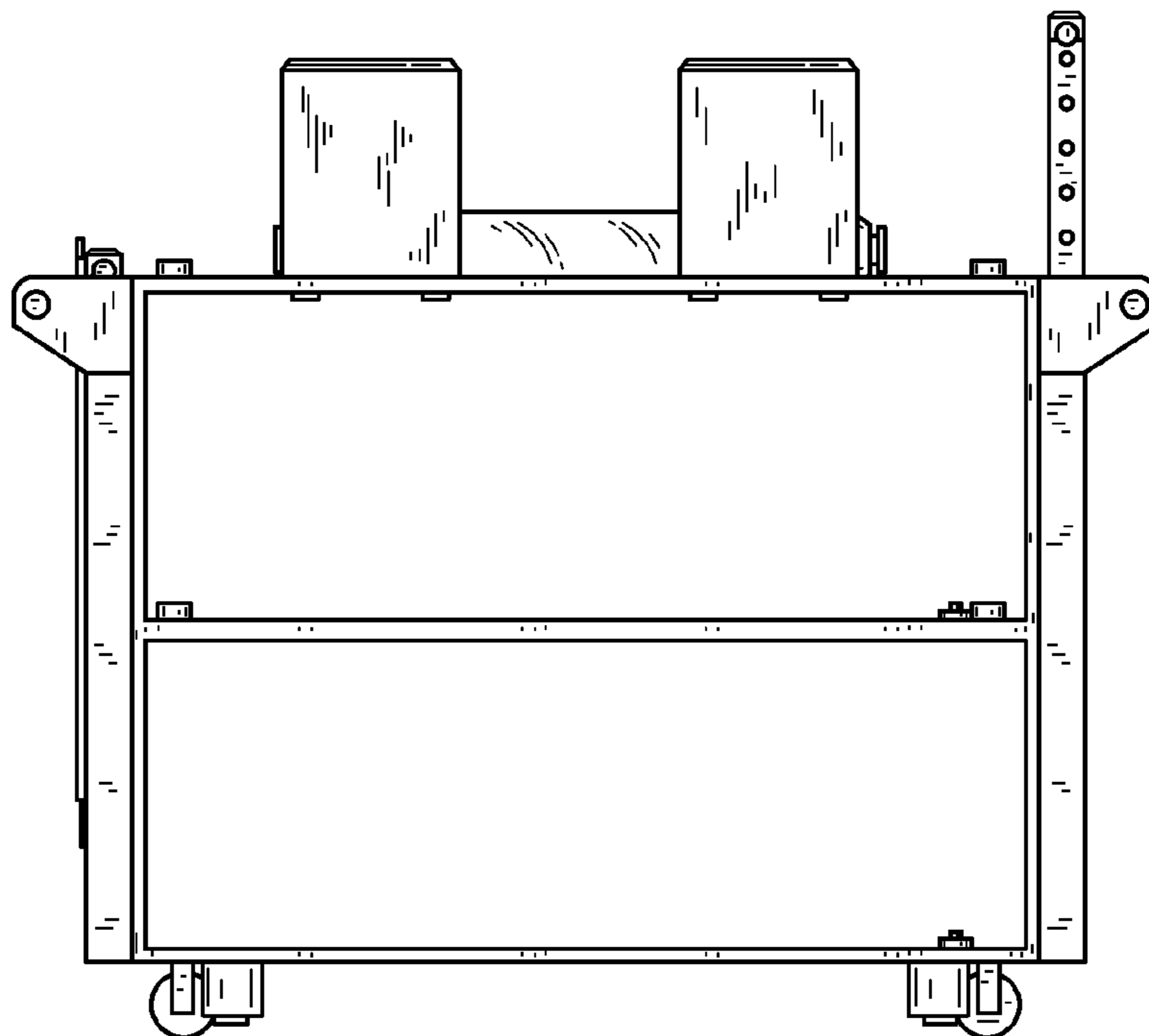


FIG. 4

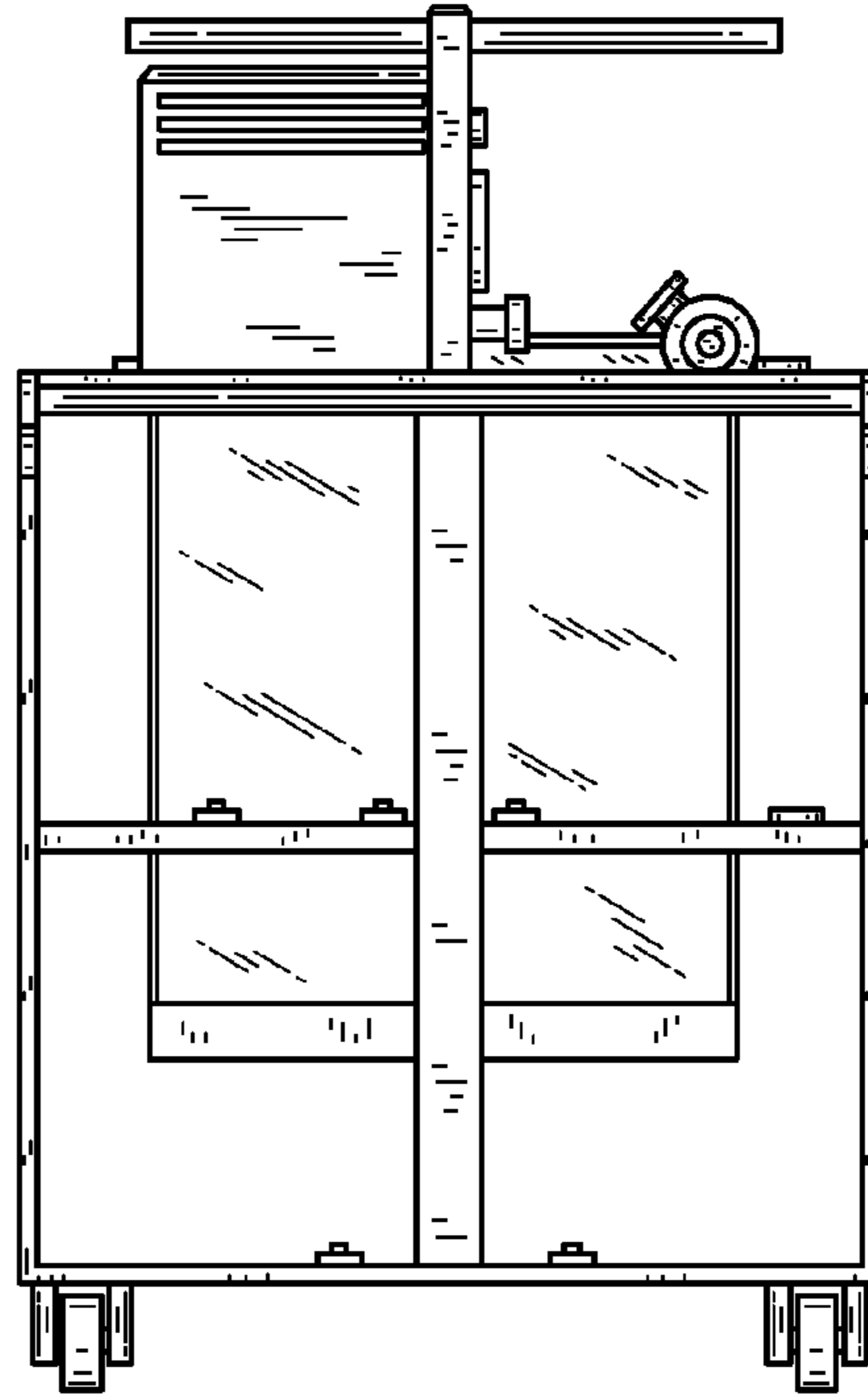


FIG. 5

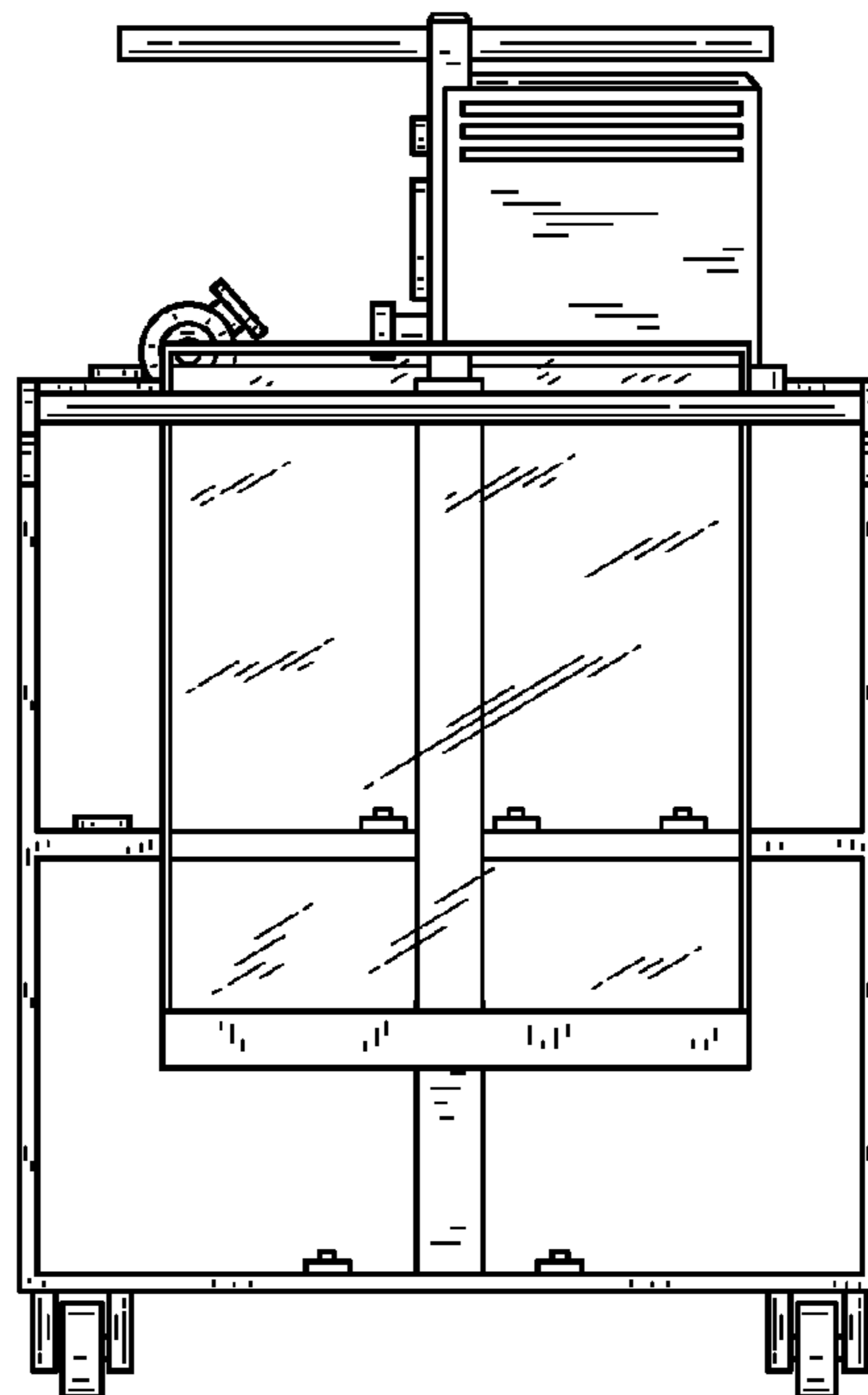


FIG. 6

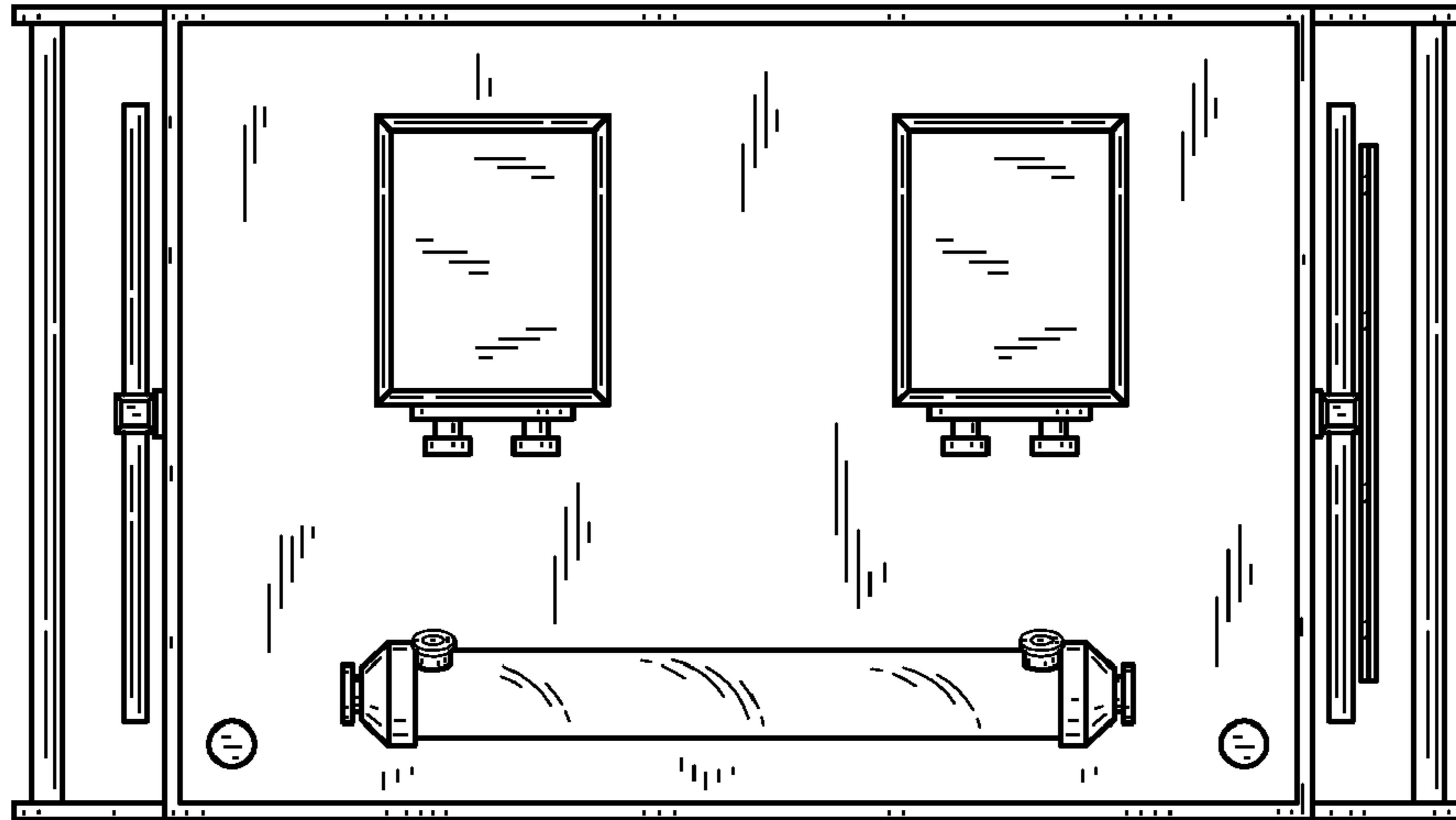


FIG. 7

