



US00D619717S

(12) **United States Design Patent**
Toshima

(10) **Patent No.:** **US D619,717 S**
(45) **Date of Patent:** **** Jul. 13, 2010**

(54) **ELECTRIC TOOTH POLISHER**

6,503,082 B1 * 1/2003 Takahashi 433/125
D478,423 S * 8/2003 Mulder et al. D4/101

(75) Inventor: **Toshinori Toshima**, Tokyo (JP)

FOREIGN PATENT DOCUMENTS

(73) Assignee: **Asahi Irika Co., Ltd.**, Saitama (JP)

JP D1126990 S * 11/2001

(**) Term: **14 Years**

* cited by examiner

(21) Appl. No.: **29/347,124**

Primary Examiner—Melanie H Tung
Assistant Examiner—Lavone D Tabor
(74) *Attorney, Agent, or Firm*—Rader, Fishman & Grauer
PLLC

(22) Filed: **Sep. 28, 2009**

(51) **LOC (9) Cl.** **24-02**

(57) **CLAIM**

(52) **U.S. Cl.** **D24/152; D4/101; D4/102**

The ornamental design for an electric tooth polisher, as shown.

(58) **Field of Classification Search** D4/101,
D4/102, 104–112, 114, 134, 138; D24/133,
D24/146, 147, 152, 176; 433/89, 98, 99,
433/118, 125, 142, 166, 216; 15/167.1, 167.2,
15/176.1, 176.6; 132/308–311; 601/139,
601/141, 142; 606/161

DESCRIPTION

See application file for complete search history.

FIG. 1 is a perspective view of an electric tooth polisher showing the new design:

FIG. 2 is a front elevation view thereof;

FIG. 3 is a rear elevation view thereof;

FIG. 4 is a left-side elevation view thereof;

FIG. 5 is a right-side elevation view thereof;

FIG. 6 is a top plan view thereof; and,

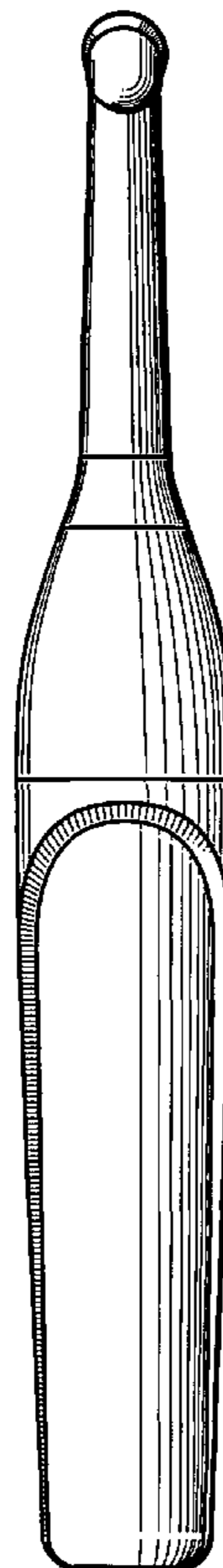
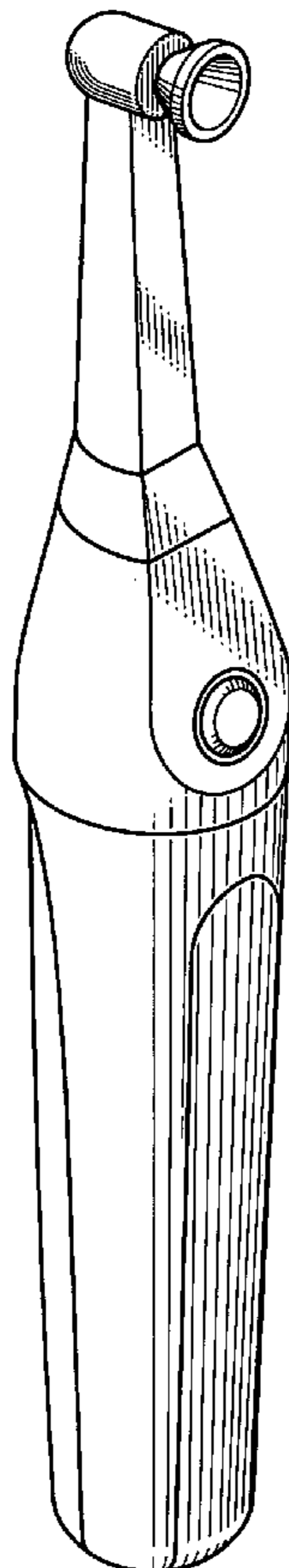
FIG. 7 is a bottom plan view thereof.

(56) **References Cited**

U.S. PATENT DOCUMENTS

3,629,944 A * 12/1971 Avakoff et al. 433/99
3,802,420 A * 4/1974 Moffat et al. 601/114
3,939,599 A * 2/1976 Henry et al. 433/99
D303,876 S * 10/1989 Clemens et al. D4/101
5,062,796 A * 11/1991 Rosenberg 433/82

1 Claim, 4 Drawing Sheets



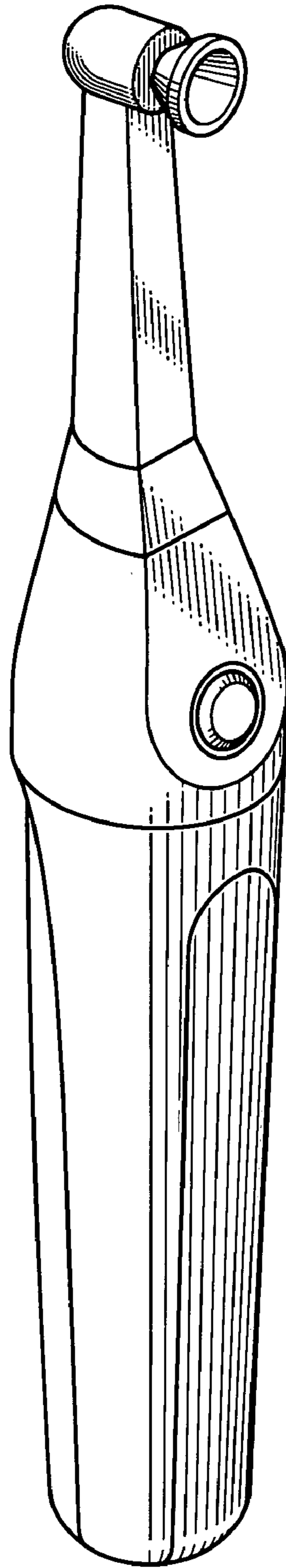


FIG. 1

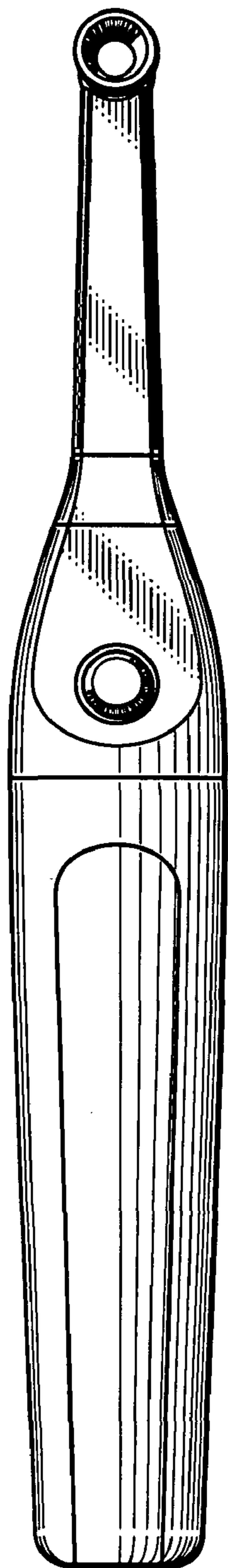


FIG. 2

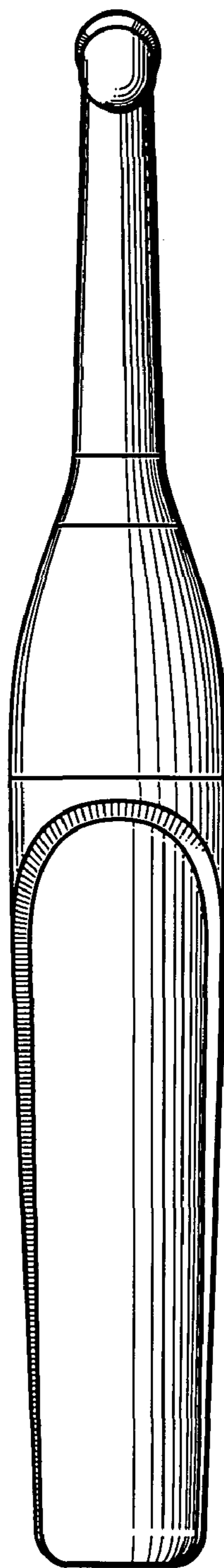


FIG. 3

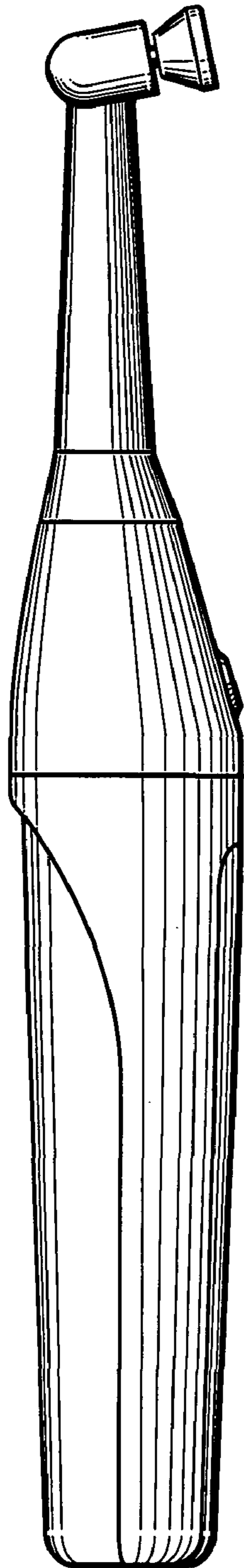


FIG. 4

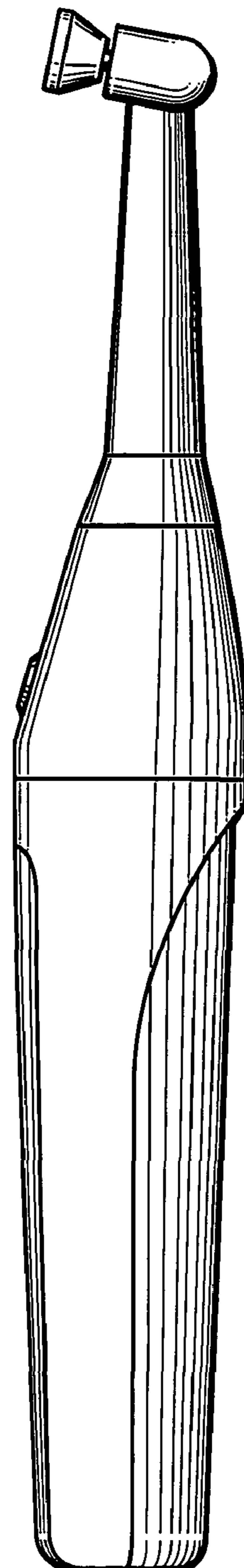


FIG. 5




FIG. 6

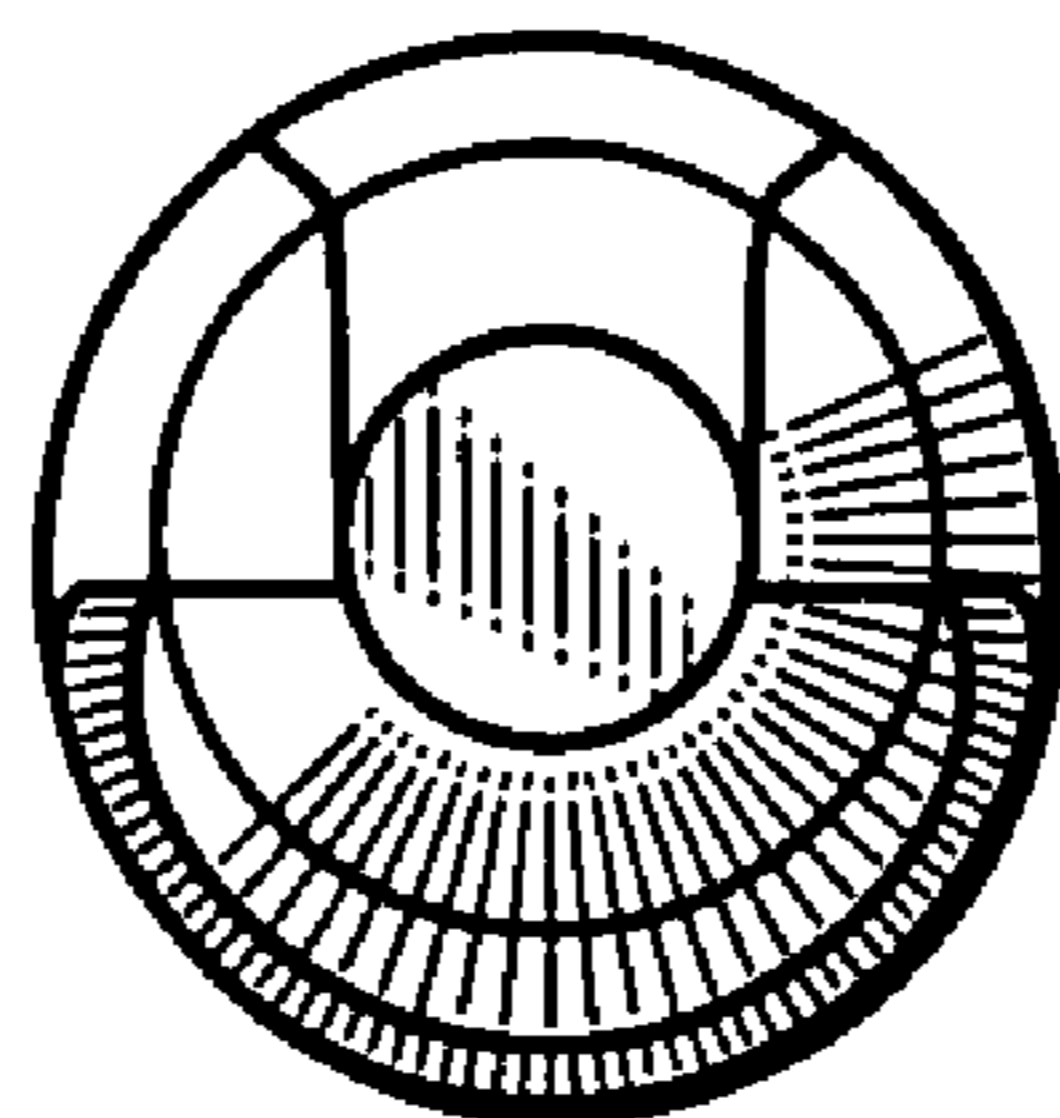


FIG. 7