



US00D619704S

(12) **United States Design Patent**
Foy et al.

(10) **Patent No.:** **US D619,704 S**
(45) **Date of Patent:** **** Jul. 13, 2010**

(54) **SCISSORS HOLDER**

(76) Inventors: **Dale Anthony Foy**, 32813 Popham La., Solon, OH (US) 44139; **Tod L. Foy**, 682 Calann Dr., Elyria, OH (US) 44035

(**) Term: **14 Years**

(21) Appl. No.: **29/330,880**

(22) Filed: **Jan. 15, 2009**

(51) **LOC (9) Cl.** **24-02**

(52) **U.S. Cl.** **D24/128**

(58) **Field of Classification Search** D24/127-128;
206/305, 363, 364, 365, 370, 438, 476, 571;
248/309.1, 314

See application file for complete search history.

(56) **References Cited**

U.S. PATENT DOCUMENTS

4,142,632	A *	3/1979	Sandel	206/363
D263,745	S *	4/1982	Sandel	D24/133
D264,157	S *	5/1982	Karsikas	D6/465
4,385,692	A *	5/1983	Eldridge, Jr.	206/363
4,506,787	A *	3/1985	Bruso	206/363
5,409,107	A *	4/1995	Browne	206/305
D425,353	S *	5/2000	Foy	D6/567
6,230,888	B1 *	5/2001	Frieze et al.	206/370
6,308,875	B1 *	10/2001	Almo	224/660
7,066,328	B2 *	6/2006	Pulsifer	206/363
D541,933	S *	5/2007	White et al.	D24/128
D547,863	S *	7/2007	Heinsch	D24/128
D576,275	S *	9/2008	White et al.	D24/128
D578,642	S *	10/2008	White et al.	D24/128

D611,142	S *	3/2010	Melder	D24/137
2005/0040066	A1 *	2/2005	Pulsifer	206/438
2005/0126938	A1 *	6/2005	Uehata	206/305

* cited by examiner

Primary Examiner—T. Chase Nelson

Assistant Examiner—Eric L Goodman

(74) *Attorney, Agent, or Firm*—Calfee, Halter & Griswold LLP

(57) **CLAIM**

We claim the ornamental design for a scissors holder, as shown and described.

DESCRIPTION

FIG. 1 is a front perspective view of a scissors holder of the new design;

FIG. 2 is a front elevational view of the scissors holder of FIG. 1;

FIG. 3 is a back elevational view of the scissors holder of FIG. 1;

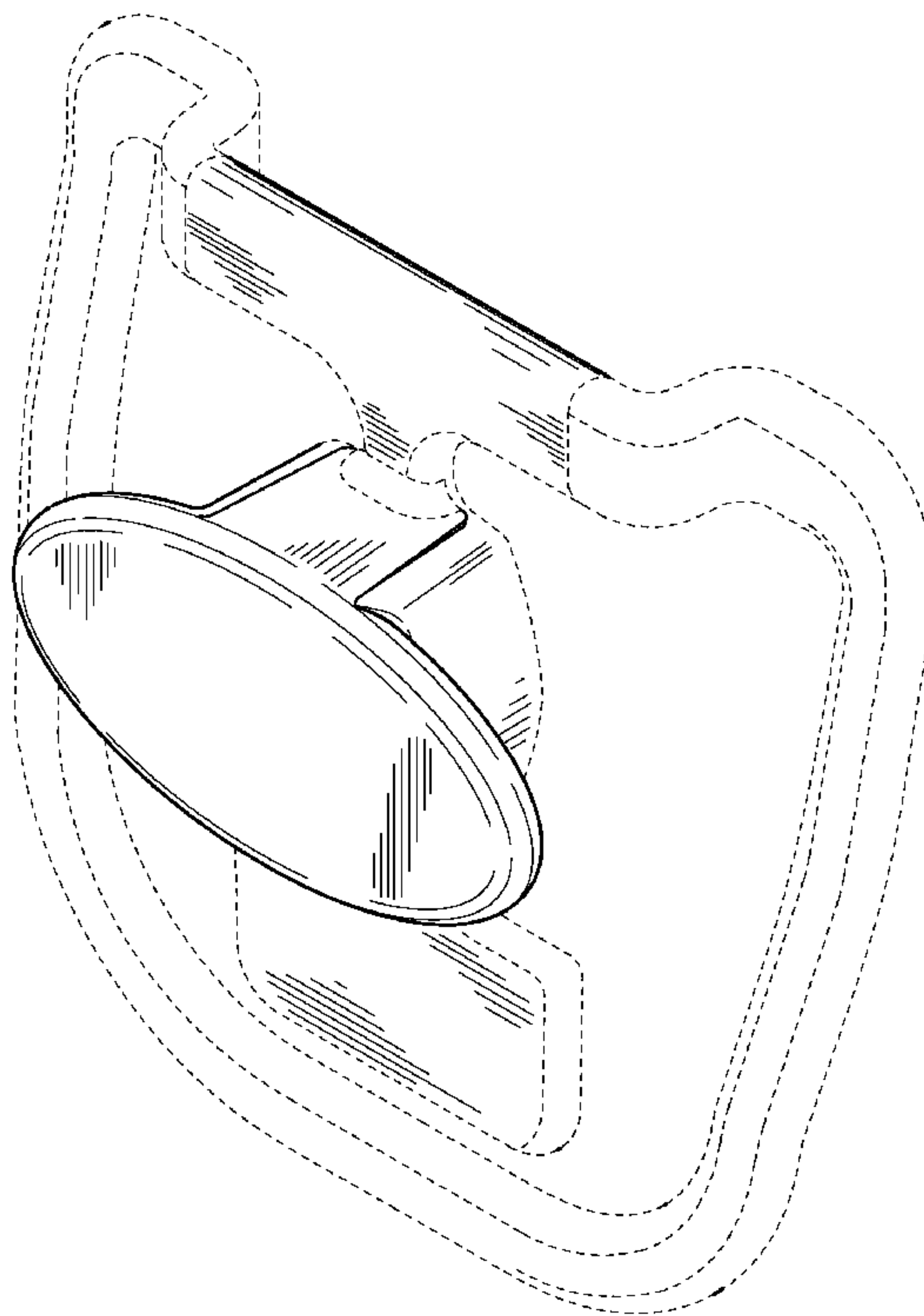
FIG. 4 is a top plan view of the scissors holder of FIG. 1;

FIG. 5 is a bottom plan view of the scissors holder of FIG. 1; and,

FIG. 6 is a right side elevational view of the scissors holder of FIG. 1, the left side elevational view being a mirror image thereof.

The portions of the Figures shown in broken lines are for illustration only and form no part of the claimed design.

1 Claim, 3 Drawing Sheets



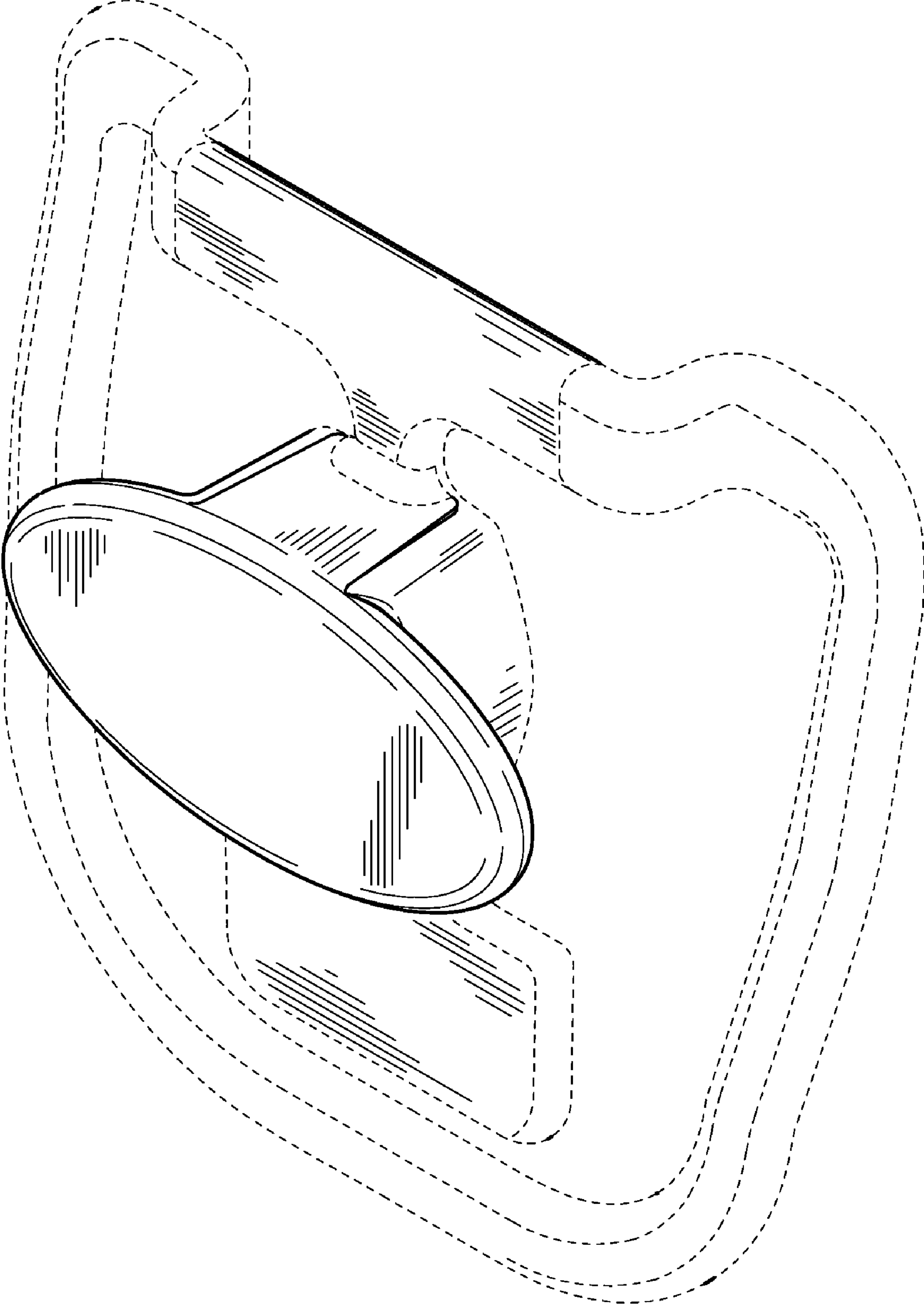


Fig. 1

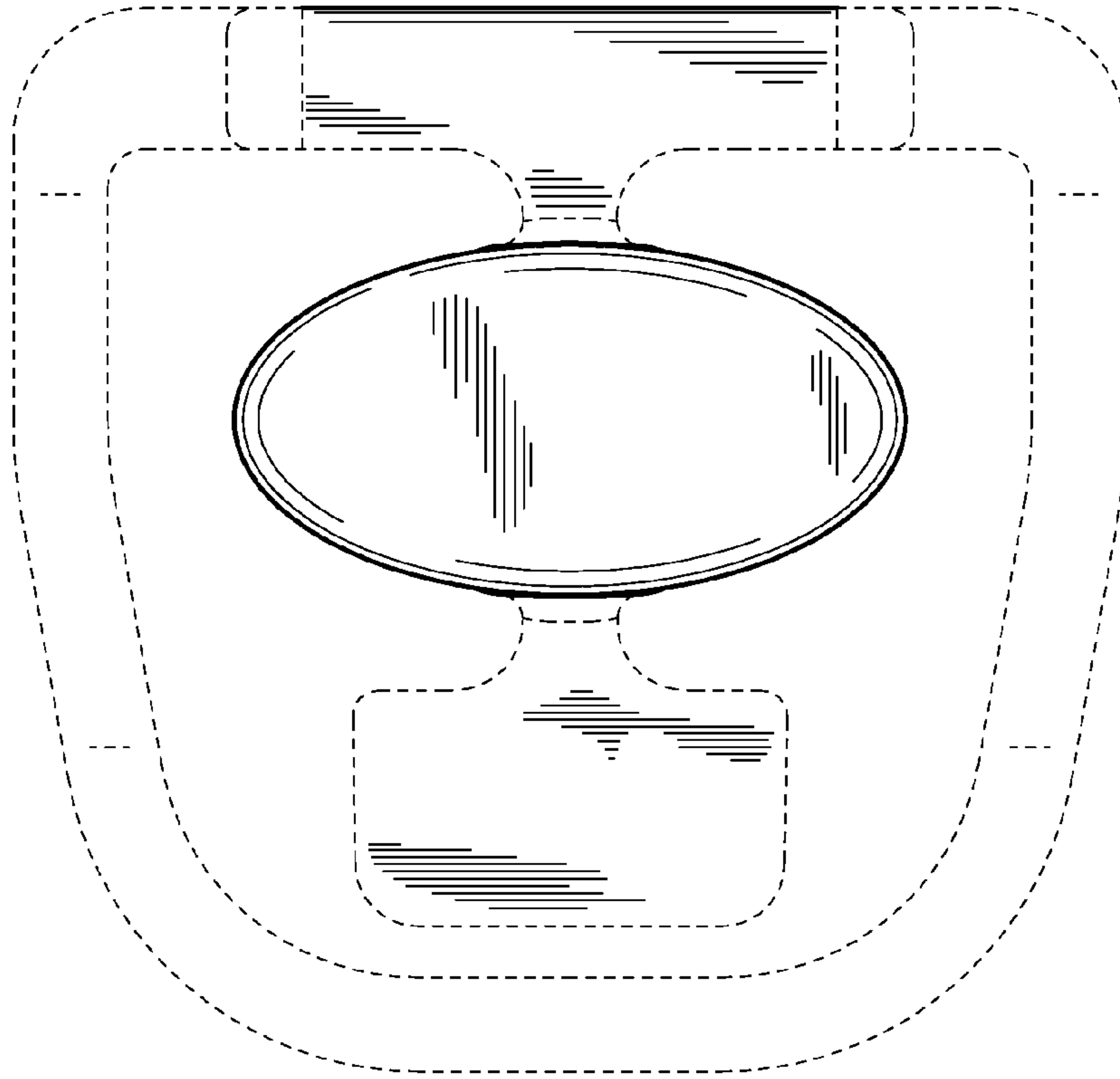


Fig. 2

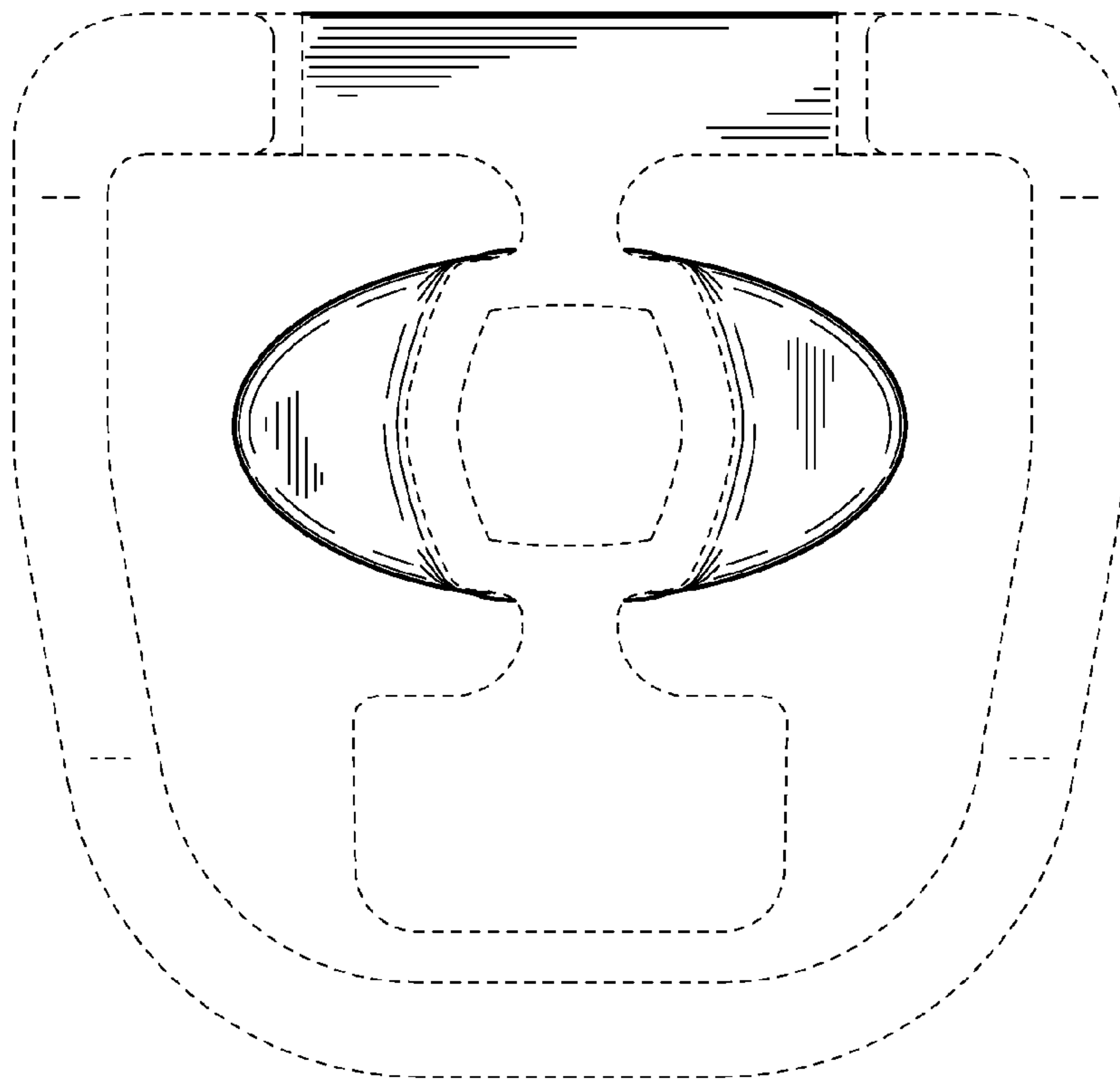


Fig. 3

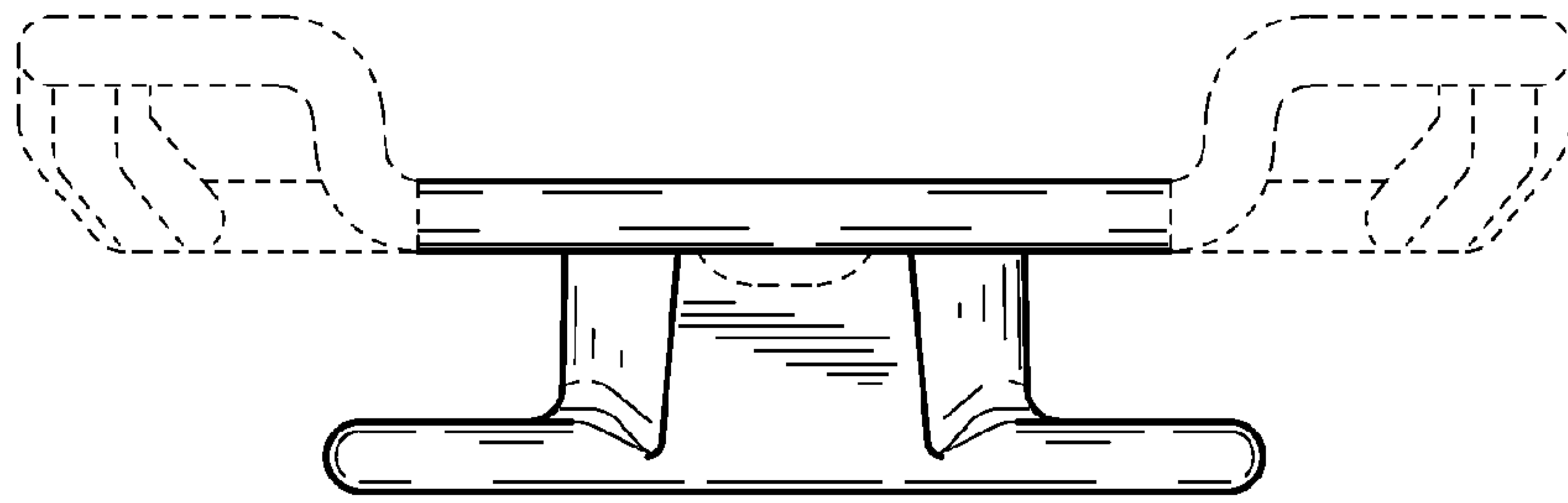


Fig. 4



Fig. 5

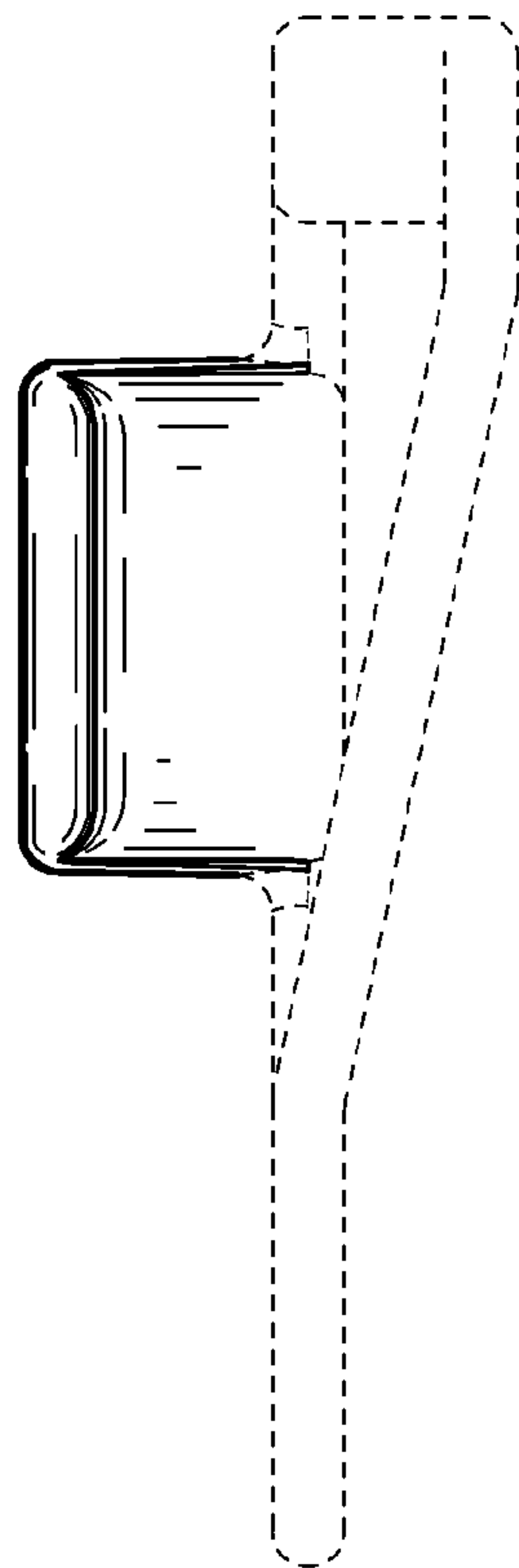


Fig. 6