

US00D619668S

(12) **United States Design Patent**
Nunez et al.

(10) **Patent No.:** **US D619,668 S**
(45) **Date of Patent:** **** Jul. 13, 2010**

(54) **GOLF CLUB HEAD**
(75) Inventors: **Robert Nunez**, San Diego, CA (US);
Craig Kevin Barez, Temecula, CA (US);
Sean Toulon, Vista, CA (US); **Scott Taylor**, Bonita, CA (US)
(73) Assignee: **Taylor Made Golf Company, Inc.**,
Carlsbad, CA (US)

D523,502 S 6/2006 Jorgensen
D526,694 S 8/2006 Schweigert et al.
D534,229 S 12/2006 Barez et al.
D534,598 S * 1/2007 Barez et al. D21/752
D535,713 S * 1/2007 Barez et al. D21/752
D537,497 S * 2/2007 Hoffman et al. D21/752
D541,364 S 4/2007 Barez et al.

(**) Term: **14 Years**
(21) Appl. No.: **29/315,762**
(22) Filed: **Jul. 20, 2009**

(Continued)

Primary Examiner—Mitchell I Siegel
(74) *Attorney, Agent, or Firm*—Klarquist Sparkman, LLP

Related U.S. Application Data

(63) Continuation-in-part of application No. 29/313,047,
filed on Dec. 2, 2008, now Pat. No. Des. 605,715.

(51) **LOC (9) Cl.** **21-02**
(52) **U.S. Cl.** **D21/752**
(58) **Field of Classification Search** D21/733,
D21/752, 759; 473/324–331, 343–346
See application file for complete search history.

(57) **CLAIM**

We claim the ornamental design for a golf club head, as shown and described.

DESCRIPTION

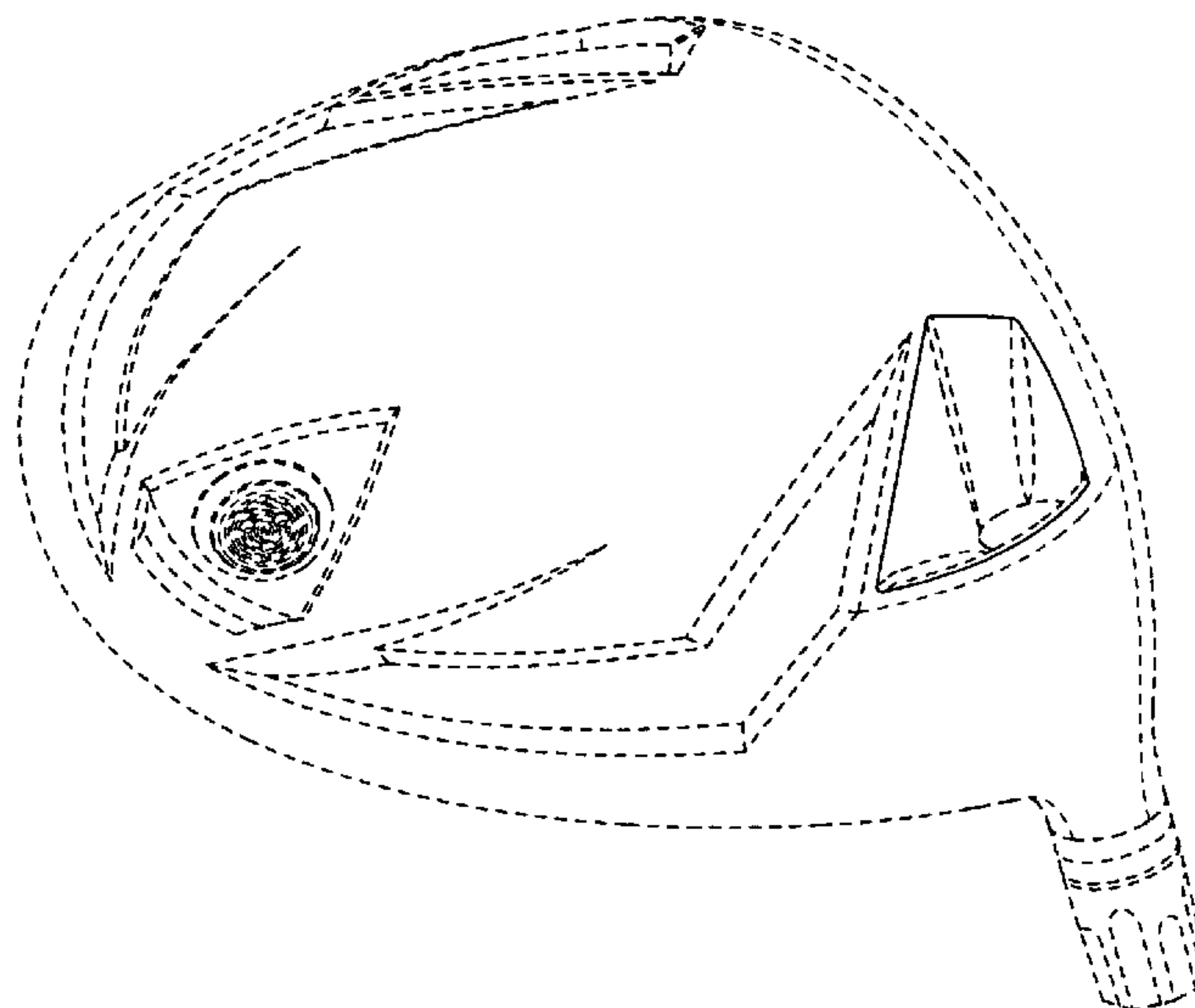
(56) **References Cited**

U.S. PATENT DOCUMENTS

D425,953 S * 5/2000 Glod D21/759
D433,073 S 10/2000 Sodano
D435,615 S 12/2000 Besnard et al.
D469,141 S 1/2003 Poynor et al.
6,780,121 B2 8/2004 Herber
D501,235 S * 1/2005 Imamoto D21/752
D518,129 S 3/2006 Poynor et al.
D520,090 S * 5/2006 Imamoto D21/752
D521,091 S 5/2006 Mahaffey et al.
D521,093 S 5/2006 Jorgensen et al.
D522,077 S 5/2006 Schweigert et al.
D522,601 S 6/2006 Schweigert et al.

FIG. 1 is a perspective view of a golf club head, as viewed from the rear, below and heel side, according to one embodiment.
FIG. 2 is a perspective view of the club head of FIG. 1, as viewed from the front, below and toe side.
FIG. 3 is a front elevation view of the club head of FIG. 1.
FIG. 4 is a rear elevation view of the club head of FIG. 1.
FIG. 5 is a side elevation view of the toe of the club head of FIG. 1.
FIG. 6 is a side elevation view of the heel of the club head of FIG. 1.
FIG. 7 is a top plan view of the club head of FIG. 1; and,
FIG. 8 is a bottom plan view of the club head of FIG. 1.
The dashed lines in the drawings are for illustrative purposes only and form no part of the claimed design.

1 Claim, 6 Drawing Sheets



US D619,668 S

Page 2

U.S. PATENT DOCUMENTS

D542,367 S	*	5/2007	Hoffman et al.	D21/759	D579,067 S	10/2008	Hoffman et al.	
D543,254 S		5/2007	Barez et al.			D580,504 S	11/2008	Bosilkovski et al.	
D543,602 S		5/2007	Hoffman et al.			D583,432 S	12/2008	Serrano et al.	
D545,931 S		7/2007	Barez et al.			D588,217 S	3/2009	Jertson et al.	
D553,703 S	*	10/2007	Hoffman et al.	D21/759	D588,659 S	3/2009	Jertson et al.	
D558,286 S	*	12/2007	Hoffman et al.	D21/752	D591,810 S	5/2009	Murphy et al.	
D561,856 S		2/2008	Barez et al.			D591,816 S	5/2009	Vehse et al.	
D568,953 S		5/2008	Harbert et al.			D591,817 S	5/2009	Murphy et al.	
D569,465 S		5/2008	Yi et al.			D592,721 S	5/2009	Foster et al.	
D578,587 S		10/2008	Hoffman et al.			D596,252 S	7/2009	Jertson et al.	
D579,064 S		10/2008	Beach et al.			D597,620 S	8/2009	Taylor et al.	
D579,065 S		10/2008	Yi et al.			D598,062 S	8/2009	Dipert et al.	
D579,066 S		10/2008	Dipert et al.			D604,376 S	*	11/2009	Darley et al. D21/752
						D605,715 S	*	12/2009	Barez et al. D21/752

* cited by examiner

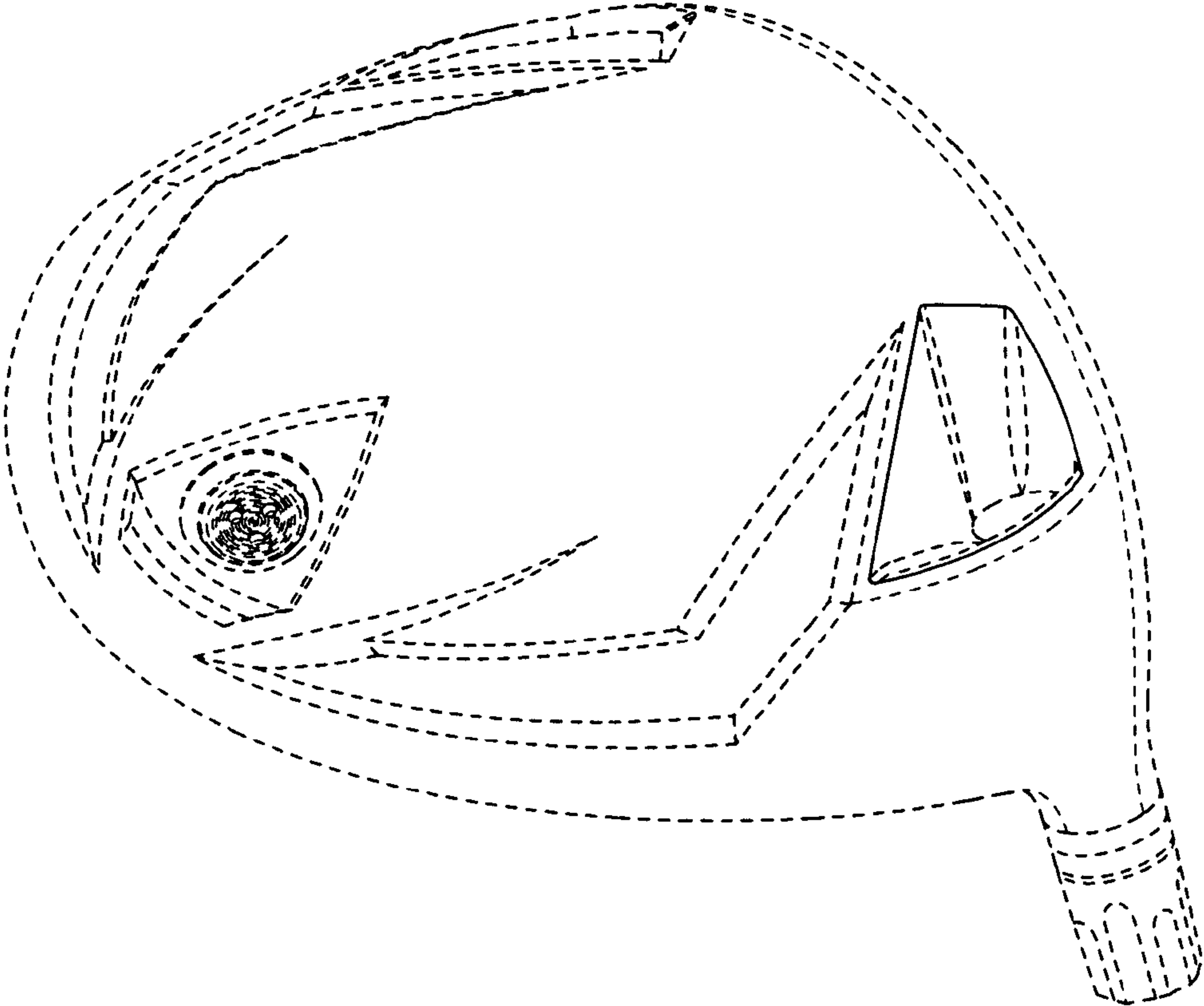


FIG. 1

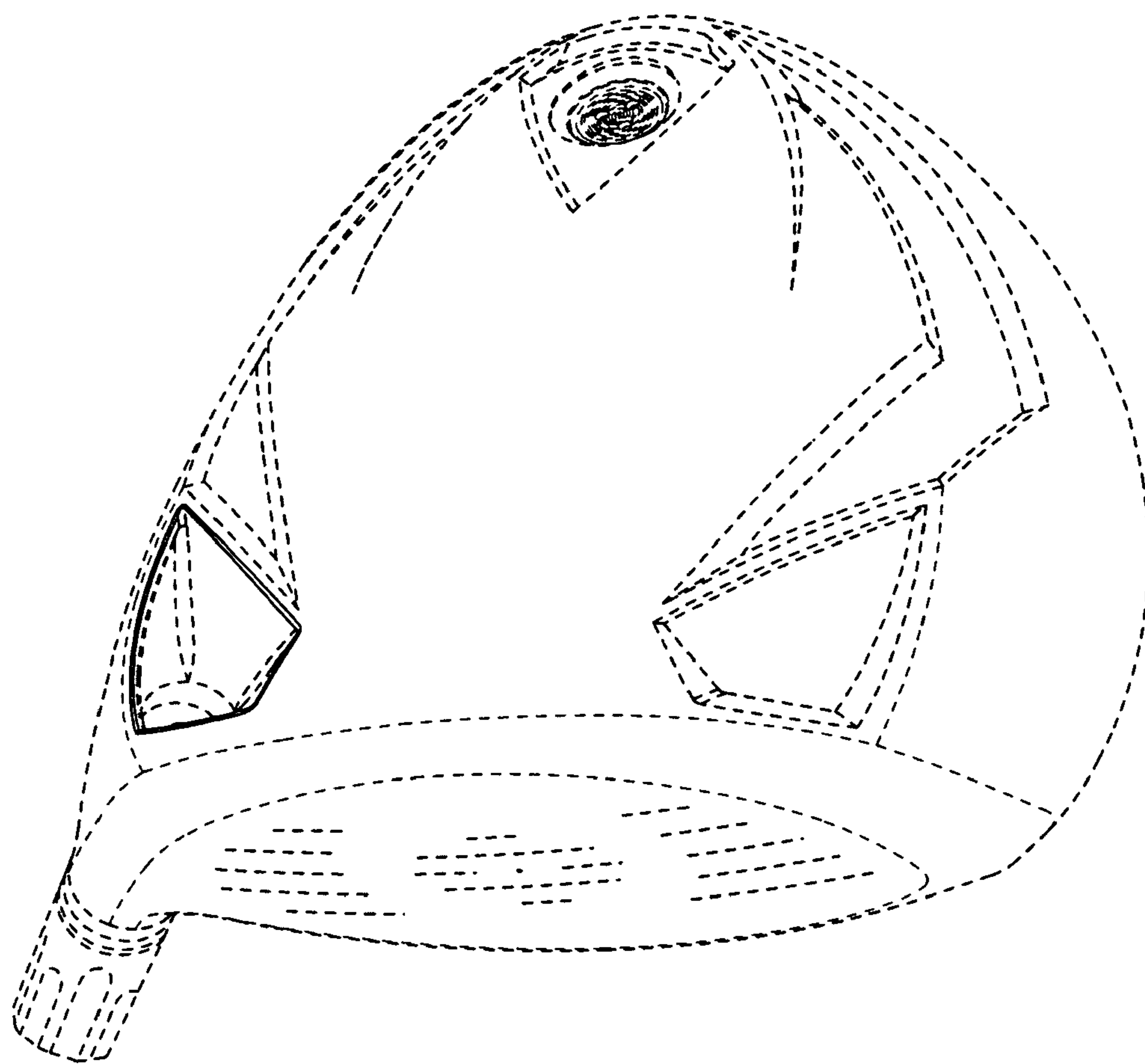


FIG. 2

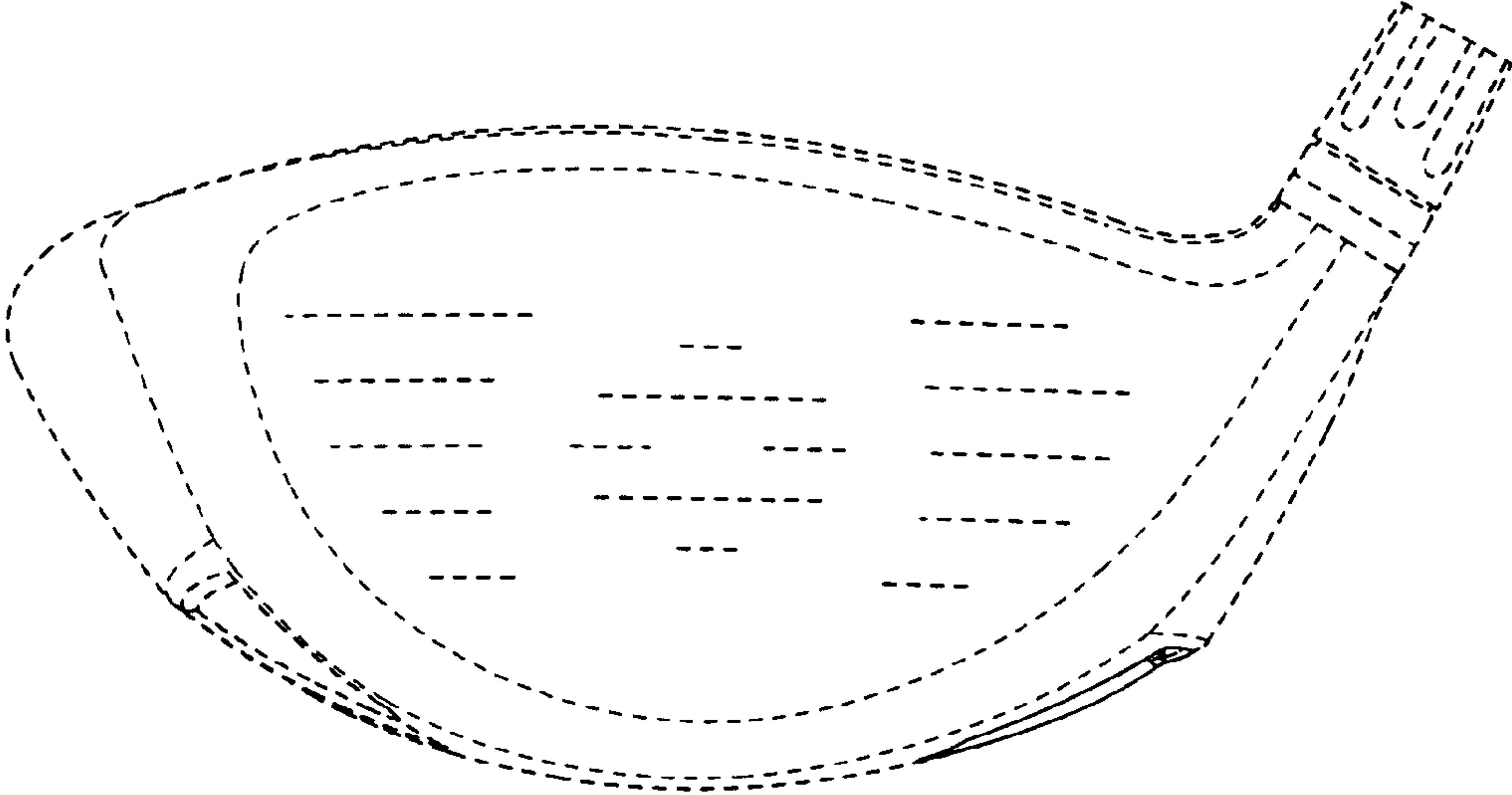


FIG. 3

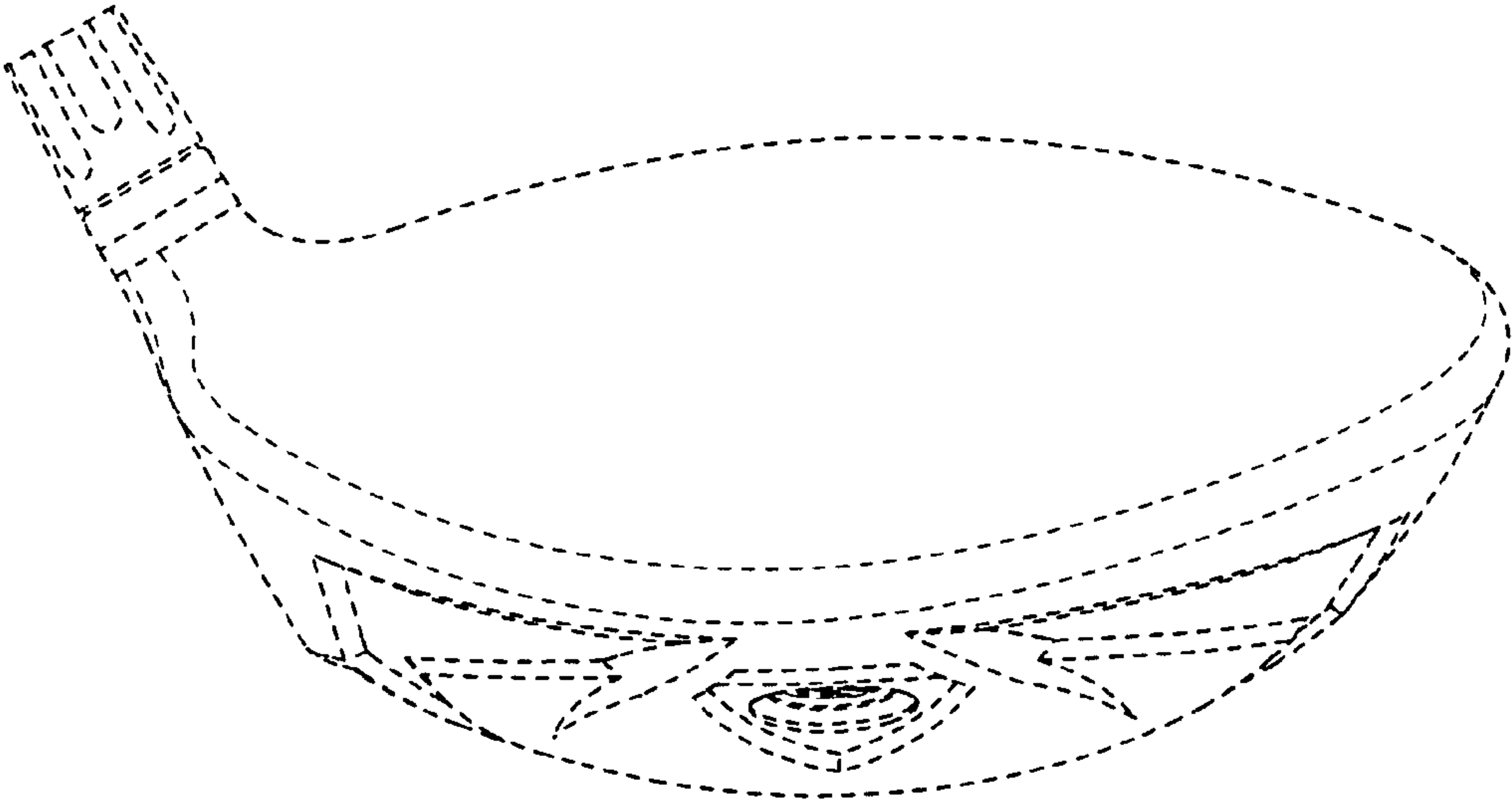


FIG. 4

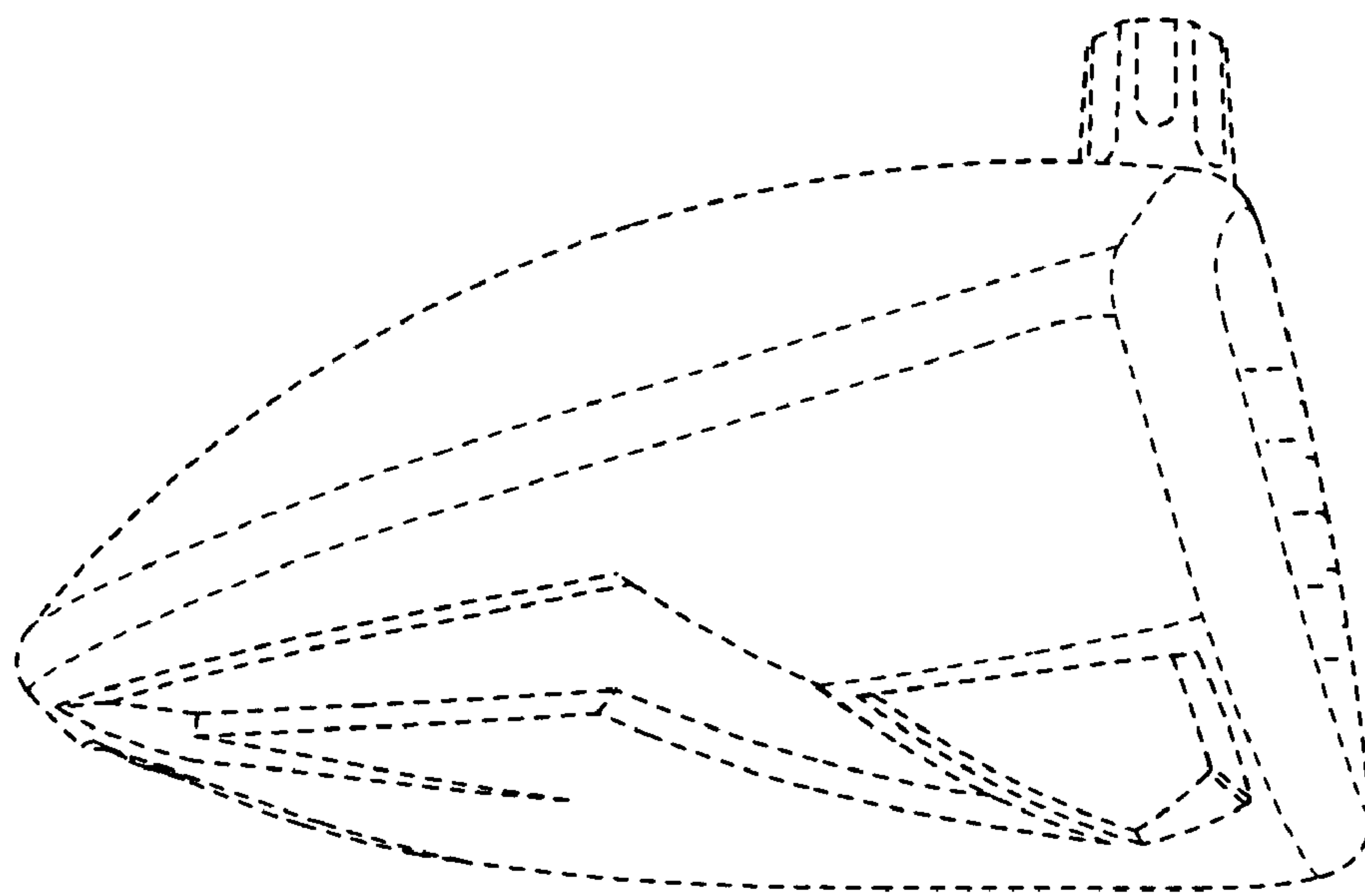


FIG. 5

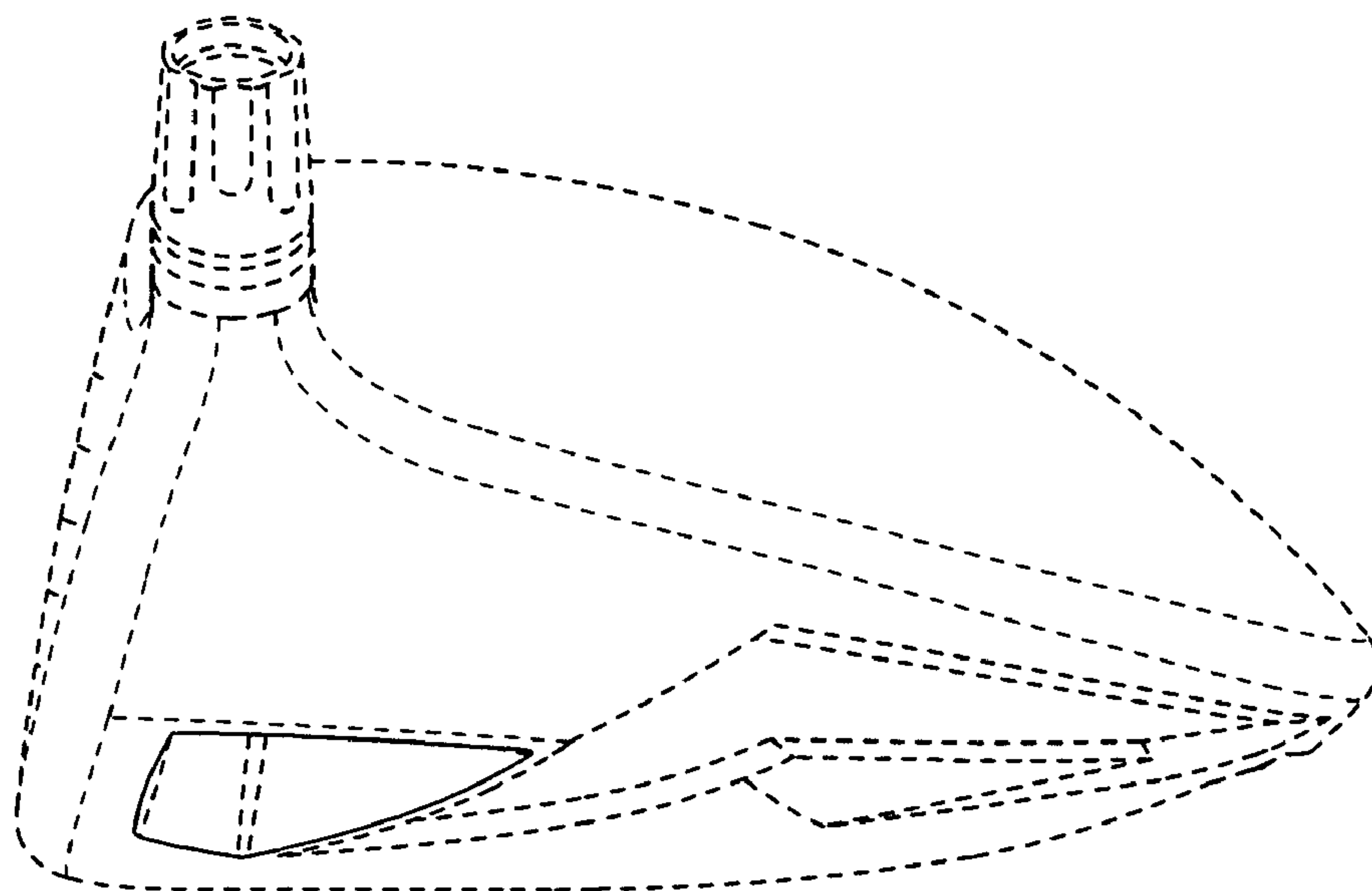


FIG. 6

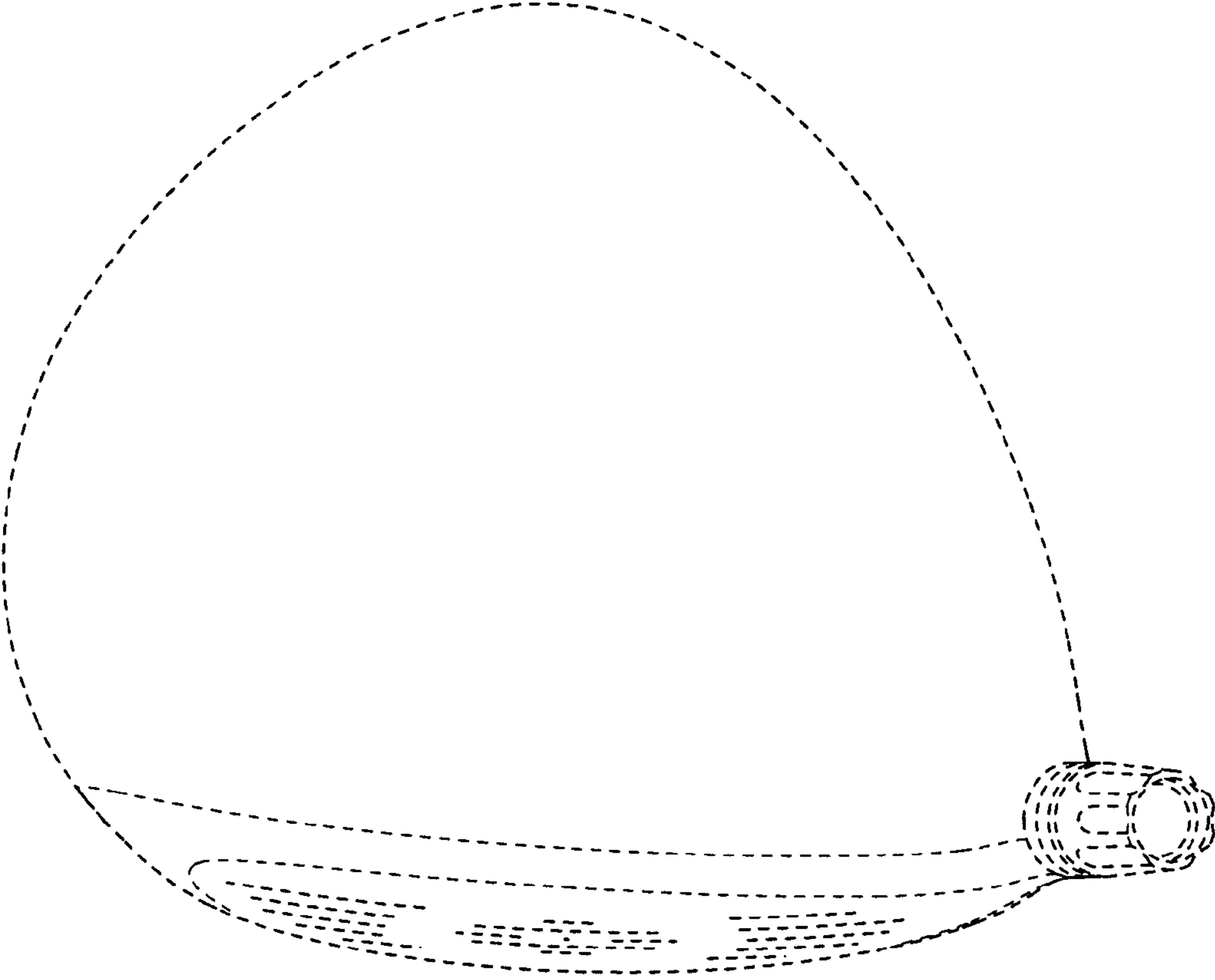


FIG. 7

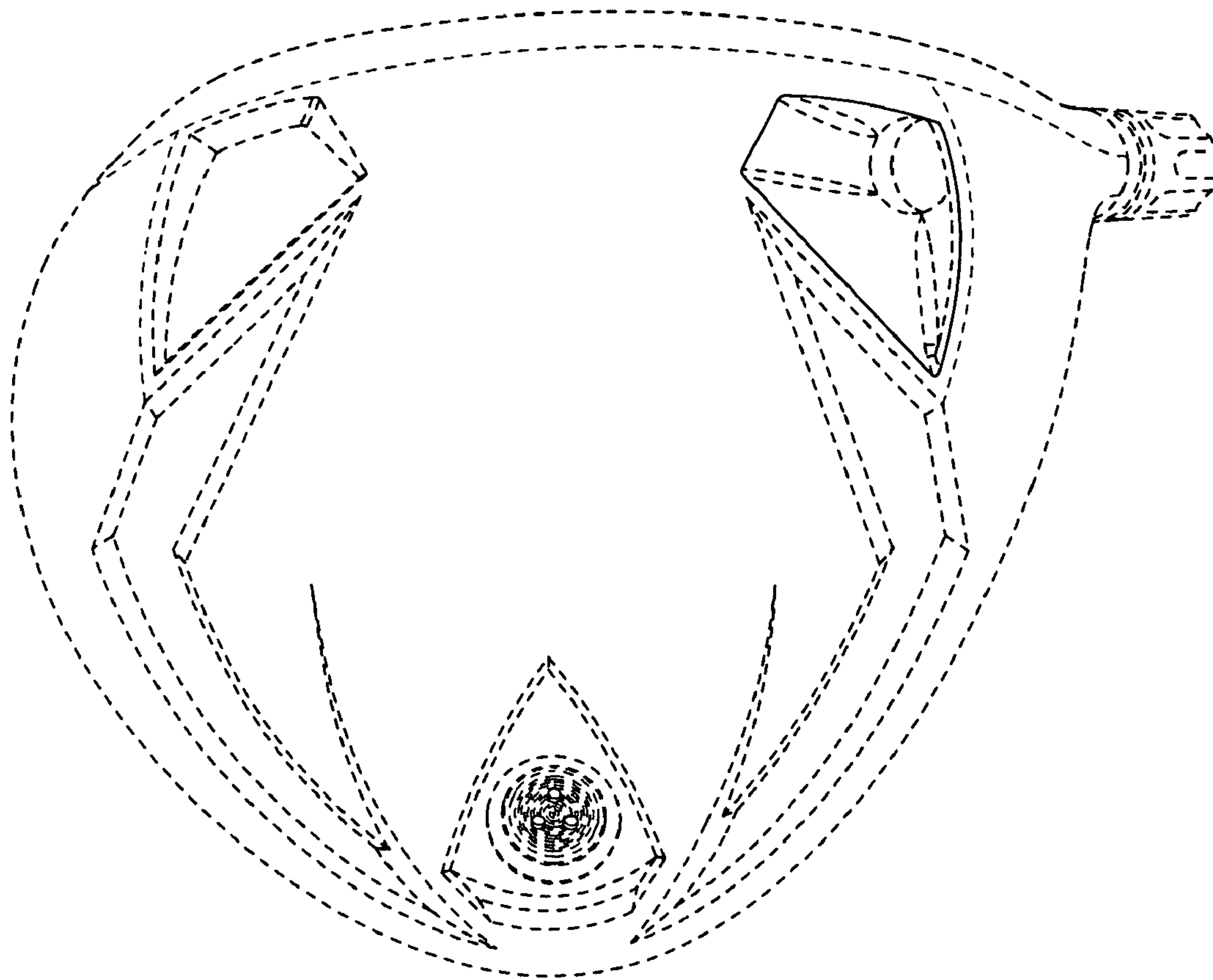


FIG. 8