



US00D619655S

(12) **United States Design Patent**
Suzuki

(10) **Patent No.:** **US D619,655 S**
(45) **Date of Patent:** **** Jul. 13, 2010**

- (54) **CORRECTION TAPE DISPENSER**
- (75) Inventor: **Kazuhiko Suzuki**, Kanagawa (JP)
- (73) Assignee: **Tombow Pencil Co., Ltd.**, Tokyo (JP)
- (**) Term: **14 Years**
- (21) Appl. No.: **29/316,006**
- (22) Filed: **Aug. 14, 2009**
- (30) **Foreign Application Priority Data**
Feb. 23, 2009 (JP) 2009-003702
- (51) **LOC (9) Cl.** **19-02**
- (52) **U.S. Cl.** **D19/69**
- (58) **Field of Classification Search** D9/66,
D9/67, 68, 69, 70; 156/523, 257, 540, 577;
206/411; 225/6, 25, 39, 77; 242/588, 588.1,
242/588.2, 588.3, 588.6, 5
See application file for complete search history.

7,121,499 B2 * 10/2006 Lammers et al. 242/588.6
D555,201 S * 11/2007 Rushe et al. D19/69
D567,860 S * 4/2008 Rushe et al. D19/69
D577,384 S * 9/2008 Lin D19/69

* cited by examiner

Primary Examiner—Cathron C Brooks
Assistant Examiner—Austin Murphy
(74) *Attorney, Agent, or Firm*—Edwards Angell Palmer & Dodge LLP; Scott D. Wofsy

(57) **CLAIM**

The ornamental design for a correction tape dispenser, as is shown and described.

DESCRIPTION

FIG. 1 is a perspective view of the correction tape dispenser;
FIG. 2 is a front view of the correction tape dispenser;
FIG. 3 is a rear view of the correction tape dispenser;
FIG. 4 is a right side view of the correction tape dispenser;
FIG. 5 is a left side view of the correction tape dispenser;
FIG. 6 is a top view of the correction tape dispenser;
FIG. 7 is a bottom view of the correction tape dispenser.
FIG. 8 is a perspective view of the correction tape dispenser showing the top cap in an open position of use; and,
FIG. 9 is a front view of the correction tape dispenser showing the top cap in an open position of use.

1 Claim, 8 Drawing Sheets

- (56) **References Cited**
U.S. PATENT DOCUMENTS
- D378,532 S * 3/1997 Suzuki D19/69
- D424,116 S * 5/2000 You D19/69
- D438,251 S * 2/2001 Katami D19/69
- D447,175 S * 8/2001 Blom et al. D19/46
- D452,273 S * 12/2001 Blom et al. D19/46
- D476,368 S * 6/2003 Suzuki D19/69
- D476,369 S * 6/2003 Suzuki D19/69
- D501,032 S * 1/2005 Kah D19/69





Fig. 1




Fig. 2

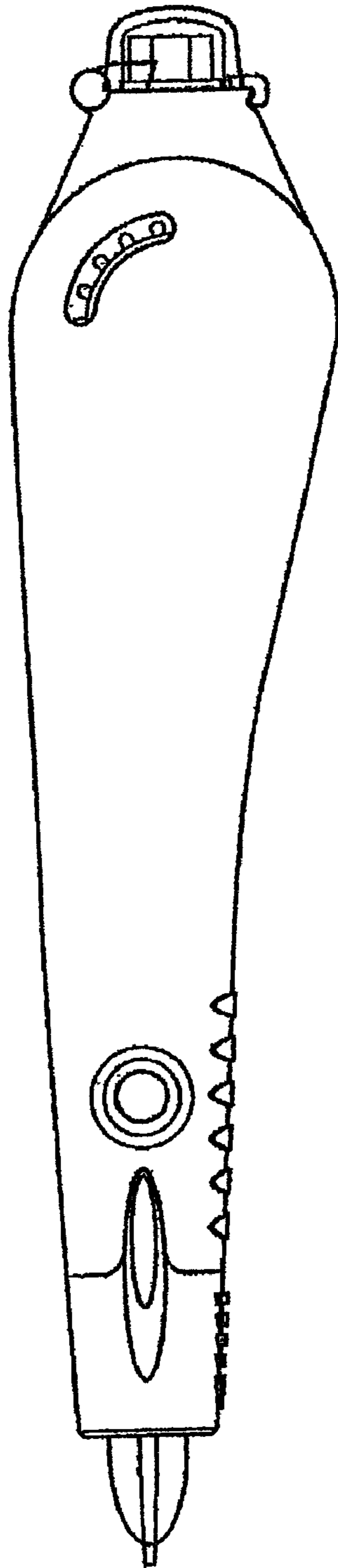


Fig. 3




Fig. 4




Fig. 5

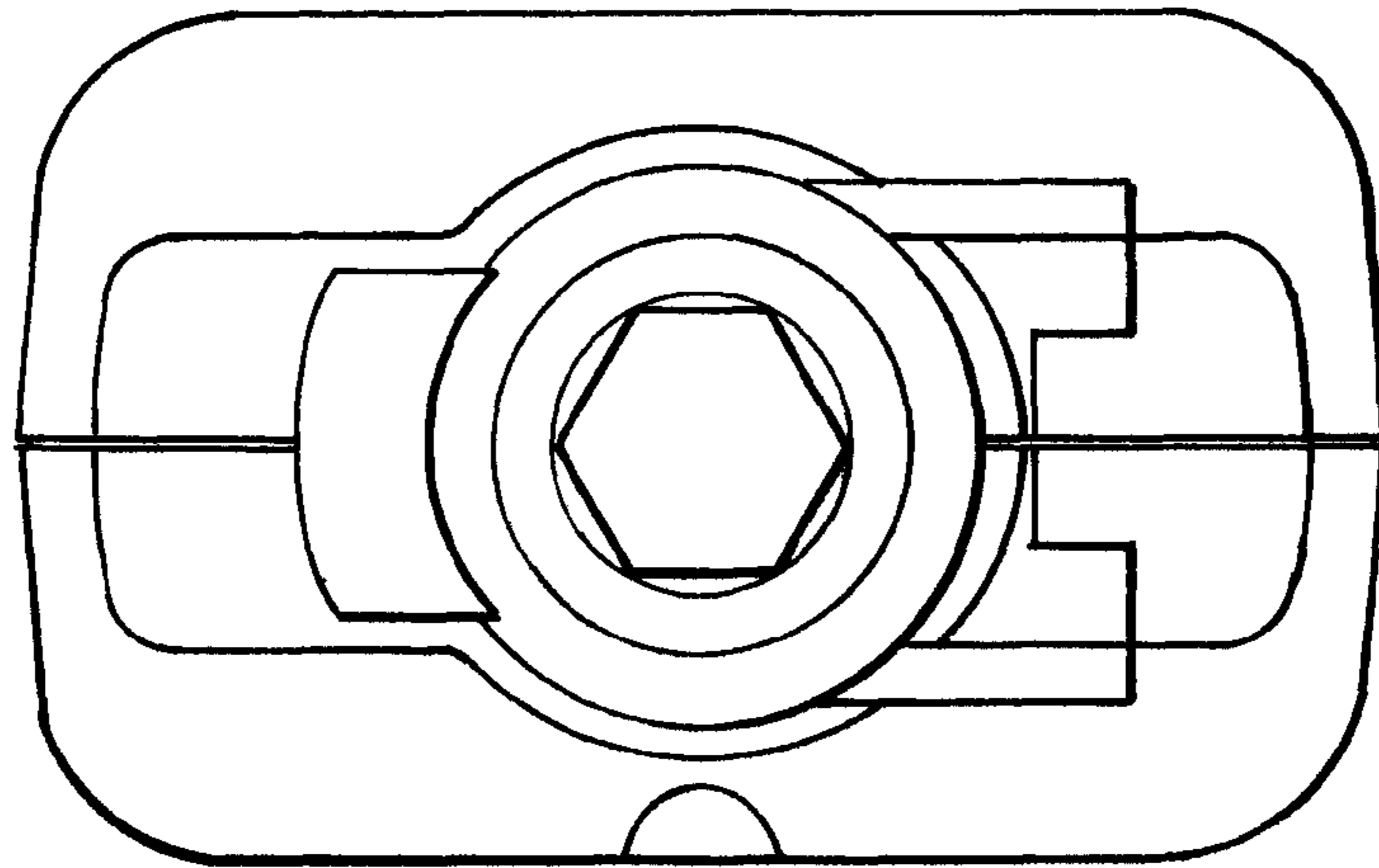


Fig. 6

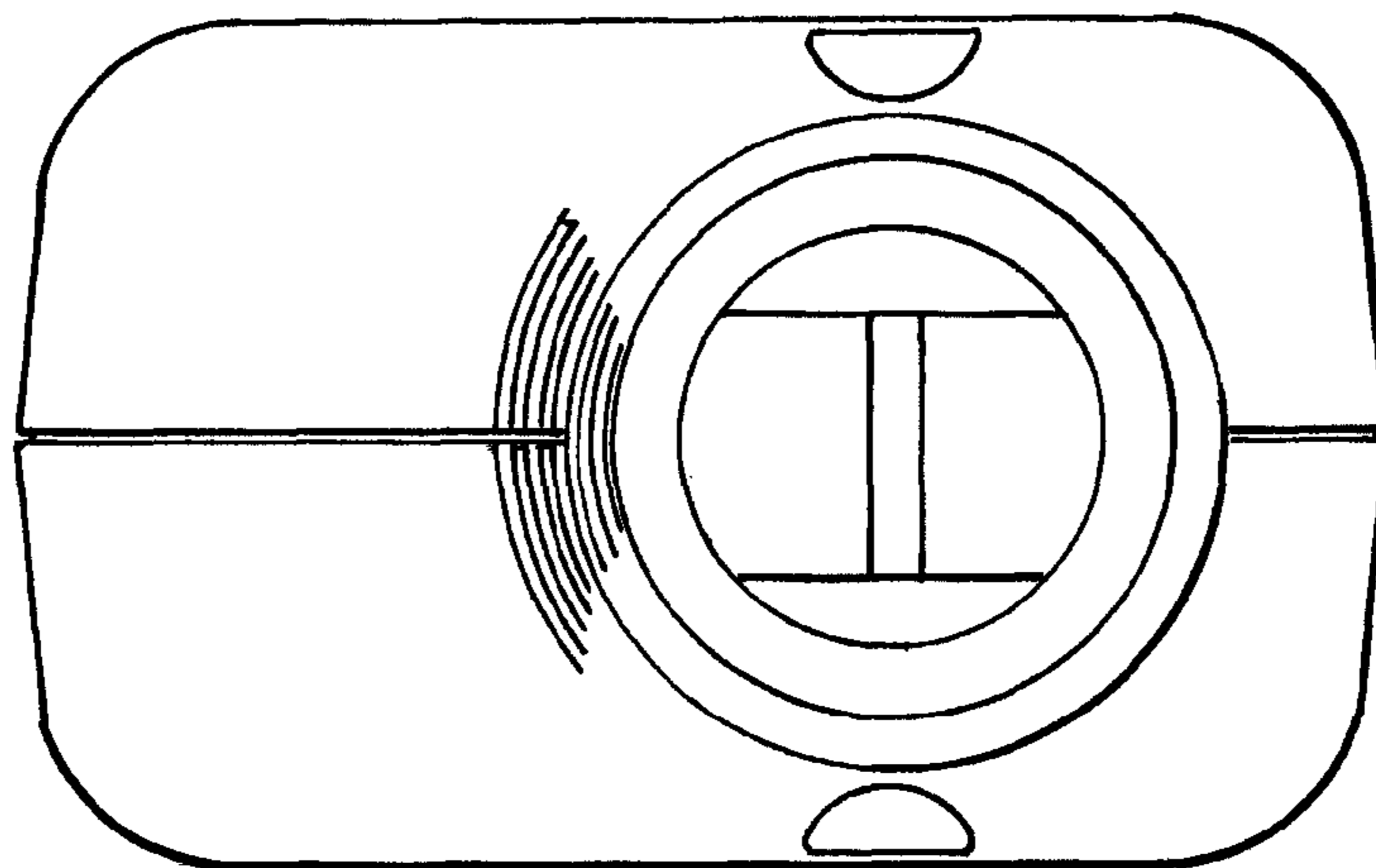


Fig. 7



Fig. 8

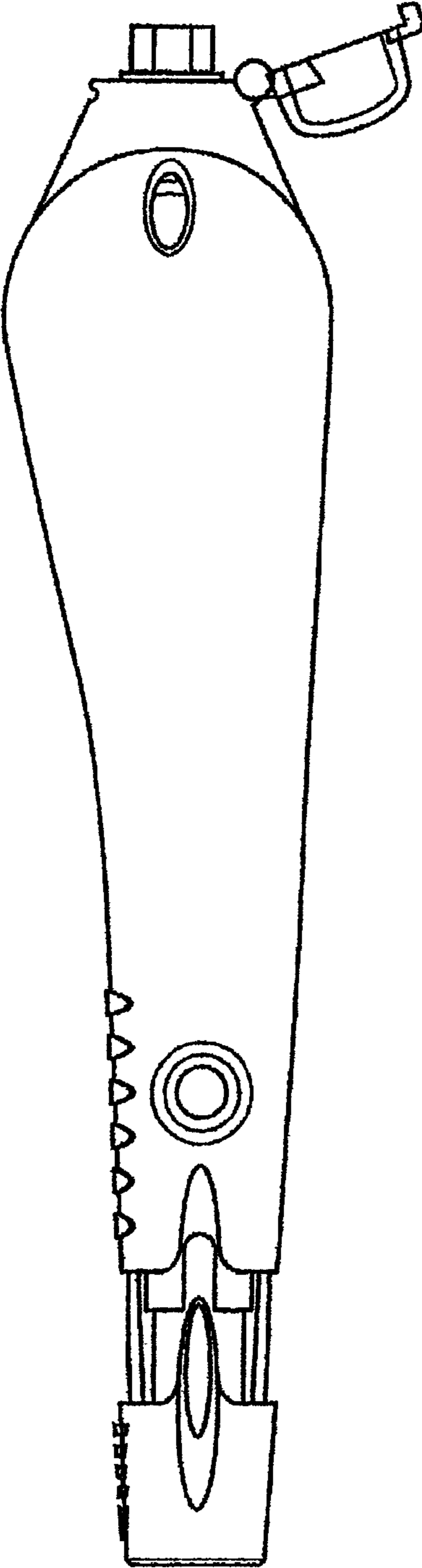


Fig. 9