



US00D619650S

(12) **United States Design Patent**
Shi

(10) **Patent No.:** **US D619,650 S**
(45) **Date of Patent:** **** Jul. 13, 2010**

(54) **DUAL-TIP HIGHLIGHTER**

(75) Inventor: **Yuemin Shi**, Ningbo (CN)

(73) Assignee: **Beifa Group Co., Ltd.**, Ningbo (CN)

(**) Term: **14 Years**

(21) Appl. No.: **29/338,853**

(22) Filed: **Jun. 19, 2009**

(30) **Foreign Application Priority Data**

Dec. 19, 2008 (CN) 2008 3 0346476

(51) **LOC (9) Cl.** **19-06**

(52) **U.S. Cl.** **D19/36**

(58) **Field of Classification Search** D19/35,
D19/36, 41-51, 53-57; 24/11 R, 11 F, 11 P;
401/52, 99, 100, 104-109, 192, 195, 196
See application file for complete search history.

(56) **References Cited**

U.S. PATENT DOCUMENTS

D279,992 S	8/1985	Gribb	
D286,163 S	10/1986	Shintani	
D301,252 S *	5/1989	Ohashi et al. D19/43
D302,175 S *	7/1989	Ohashi et al. D19/43
D304,840 S *	11/1989	Mizutani et al. D19/43
D369,183 S	4/1996	Yoshida	
D545,895 S	7/2007	Okutani	
D559,312 S *	1/2008	Yagyu D19/43
D572,754 S	7/2008	Li	

D573,183 S	7/2008	Qiu	
D595,351 S	6/2009	Yu	
D601,191 S *	9/2009	Hung D19/36
D601,194 S *	9/2009	Hung D19/43
D605,697 S *	12/2009	Liu D19/43
D608,827 S *	1/2010	Hung D19/49
D610,195 S *	2/2010	Liu D19/41

* cited by examiner

Primary Examiner—Elizabeth A Albert

(74) *Attorney, Agent, or Firm*—Christensen O'Connor Johnson Kindness PLLC

(57) **CLAIM**

The ornamental design for a dual-tip highlighter, as shown and described.

DESCRIPTION

FIG. 1 is an upper perspective view of a dual-tip highlighter showing my new design;

FIG. 2 is a left side elevation view thereof;

FIG. 3 is an enlarged top plan view thereof;

FIG. 4 is a front elevation view thereof;

FIG. 5 is a right side elevation view thereof;

FIG. 6 is an enlarged bottom plan view thereof; and,

FIG. 7 is a rear elevation view thereof.

The broken lines showing portions of the top and bottom are included for the purpose of illustrating environment and form no part of the claimed design.

1 Claim, 3 Drawing Sheets

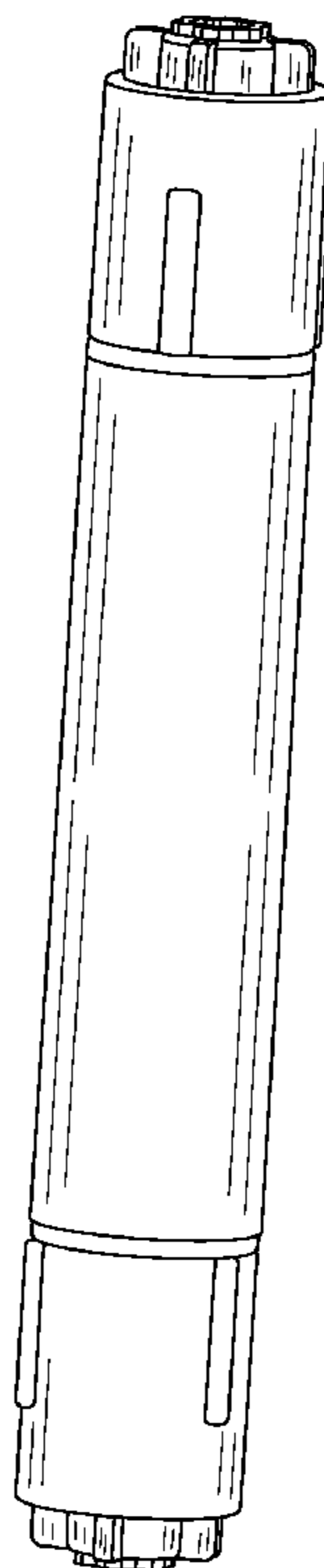


Fig. 1.

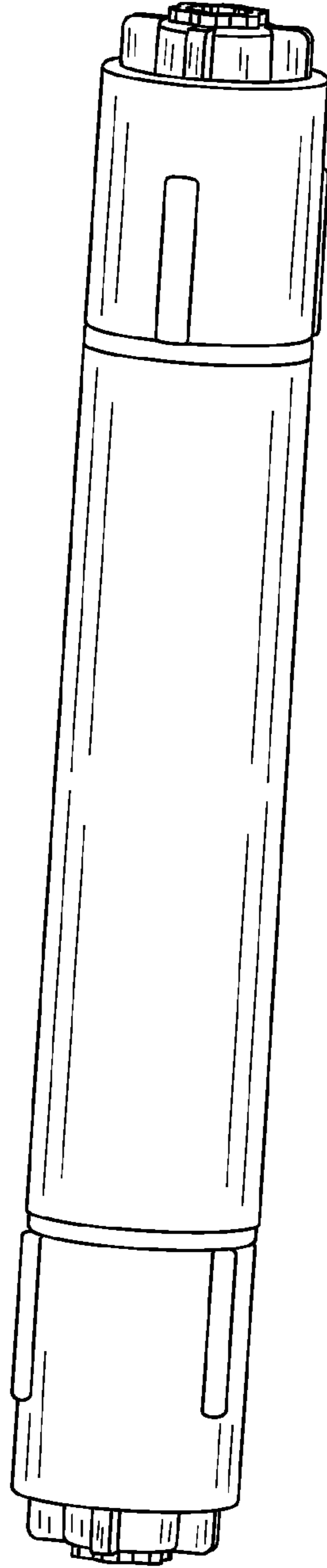


Fig.2.


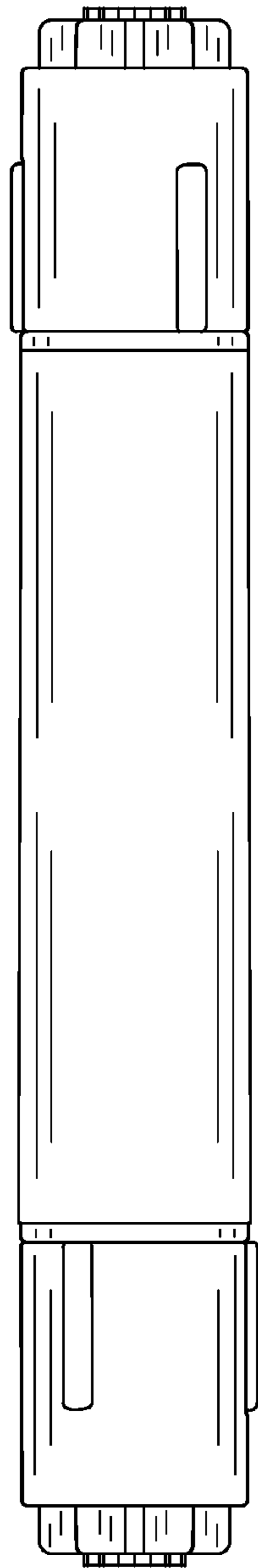


Fig.3.

Fig.4.

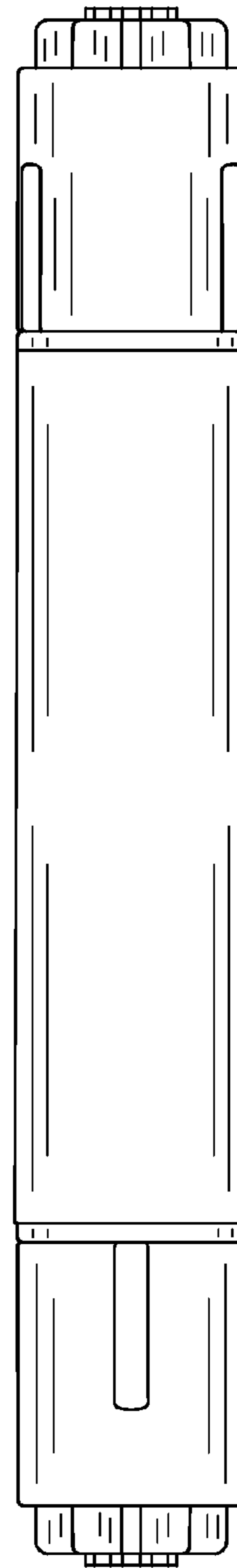


Fig. 5.


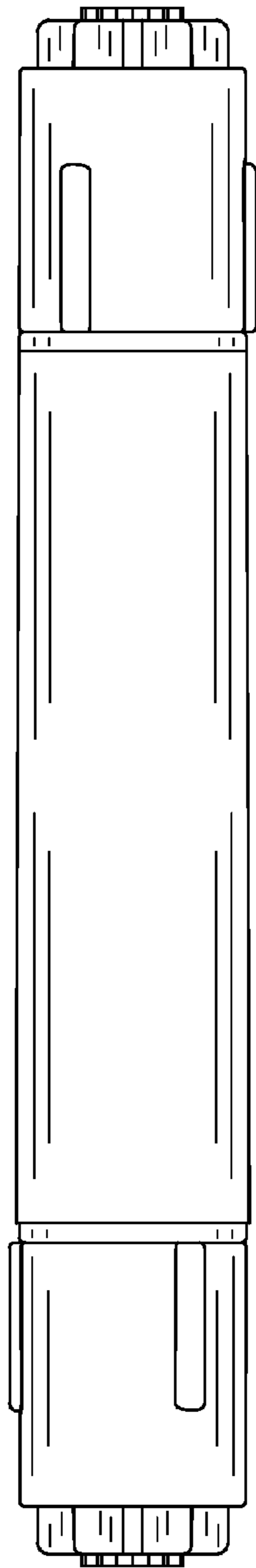


Fig. 6.

Fig. 7.

