



US00D619637S

(12) **United States Design Patent**
Vanne

(10) **Patent No.:** **US D619,637 S**
(45) **Date of Patent:** **** Jul. 13, 2010**

(54) **BUOYANT EYEGLASS STRING HOLDER**

(76) Inventor: **Douglas P. Vanne**, 13 Oakhurst Rd.,
Beverly, MA (US) 01915

(**) Term: **14 Years**

(21) Appl. No.: **29/350,189**

(22) Filed: **Nov. 12, 2009**

(51) **LOC (9) Cl.** **16-06**

(52) **U.S. Cl.** **D16/339**

(58) **Field of Classification Search** D16/101,
D16/300-342; D29/109-110; D24/110.2;
351/41, 44, 51-52, 62, 158, 92, 103-123,
351/140, 153, 45-46, 43; 2/426-432, 447-449,
2/441, 434-437, 13, 15; D21/483, 659-661
See application file for complete search history.

(56) **References Cited**

U.S. PATENT DOCUMENTS

1,448,465	A *	3/1923	Sherman	63/3
D336,098	S	6/1993	Evans		
5,369,452	A *	11/1994	Williams	351/157
5,475,449	A *	12/1995	Pyle	351/123
D368,272	S *	3/1996	Starr et al.	D16/339
D416,038	S *	11/1999	Kalbach	D16/339
D420,039	S	2/2000	Carey et al.		

D430,193	S	8/2000	Buchhagen		
D533,102	S	12/2006	Zoullas		
D566,161	S *	4/2008	Sims	D16/339
7,380,932	B1 *	6/2008	Bellant	351/43

* cited by examiner

Primary Examiner—Raphael Barkai

(74) *Attorney, Agent, or Firm*—Antoinette G. Giugliano, PC

(57) **CLAIM**

The ornamental design for buoyant eyeglass string holder, as shown and described.

DESCRIPTION

FIG. 1 is a perspective view of the buoyant eyeglass string holder of the present invention.

FIG. 2 is a frontal view thereof.

FIG. 3 is a back view thereof.

FIG. 4 is a side view thereof.

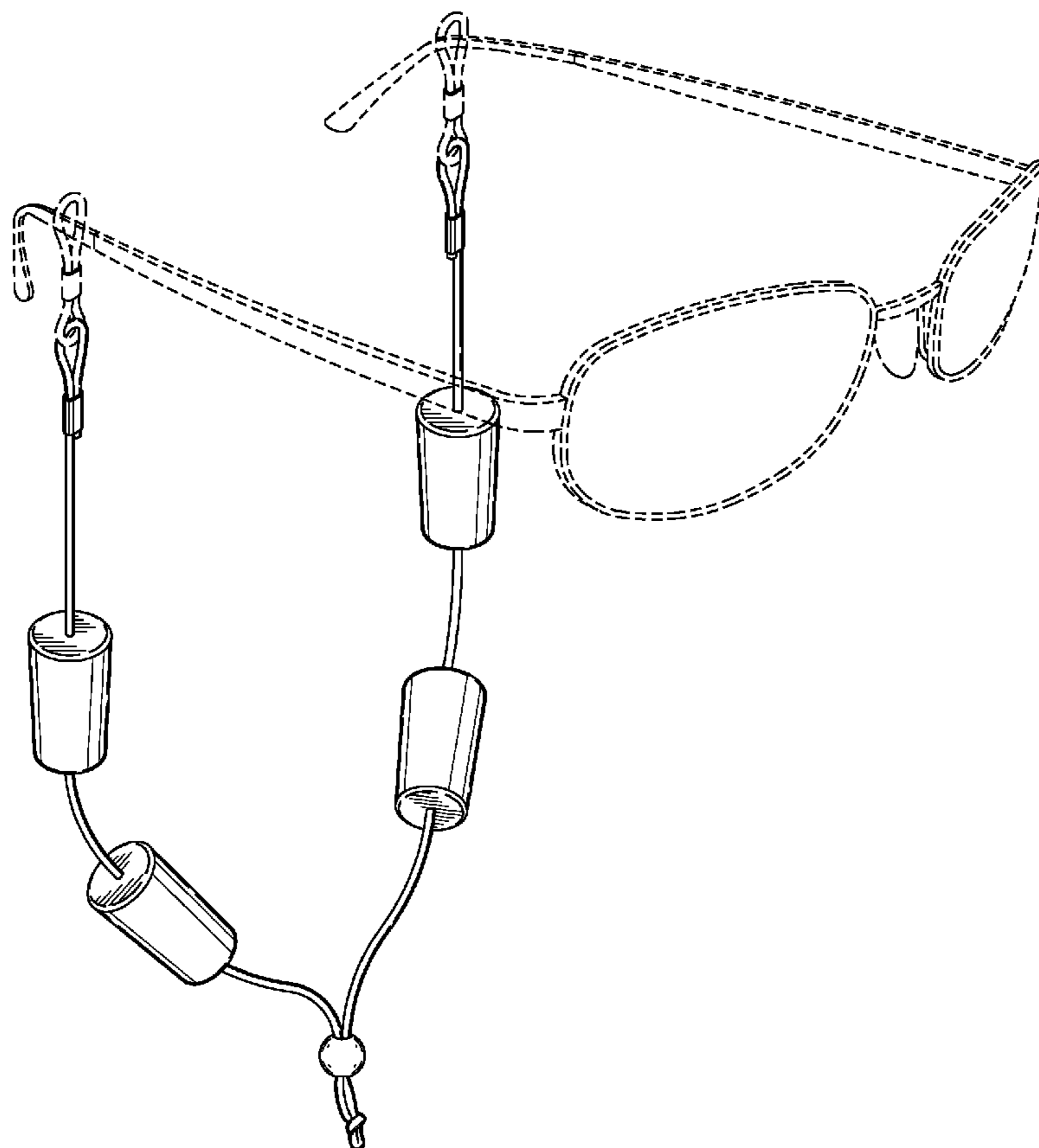
FIG. 5 is another side thereof.

FIG. 6 is a top view thereof; and,

FIG. 7 is a bottom view thereof.

The broken lines in the drawings depict environmental subject matter only and form no part of the claimed invention.

1 Claim, 5 Drawing Sheets



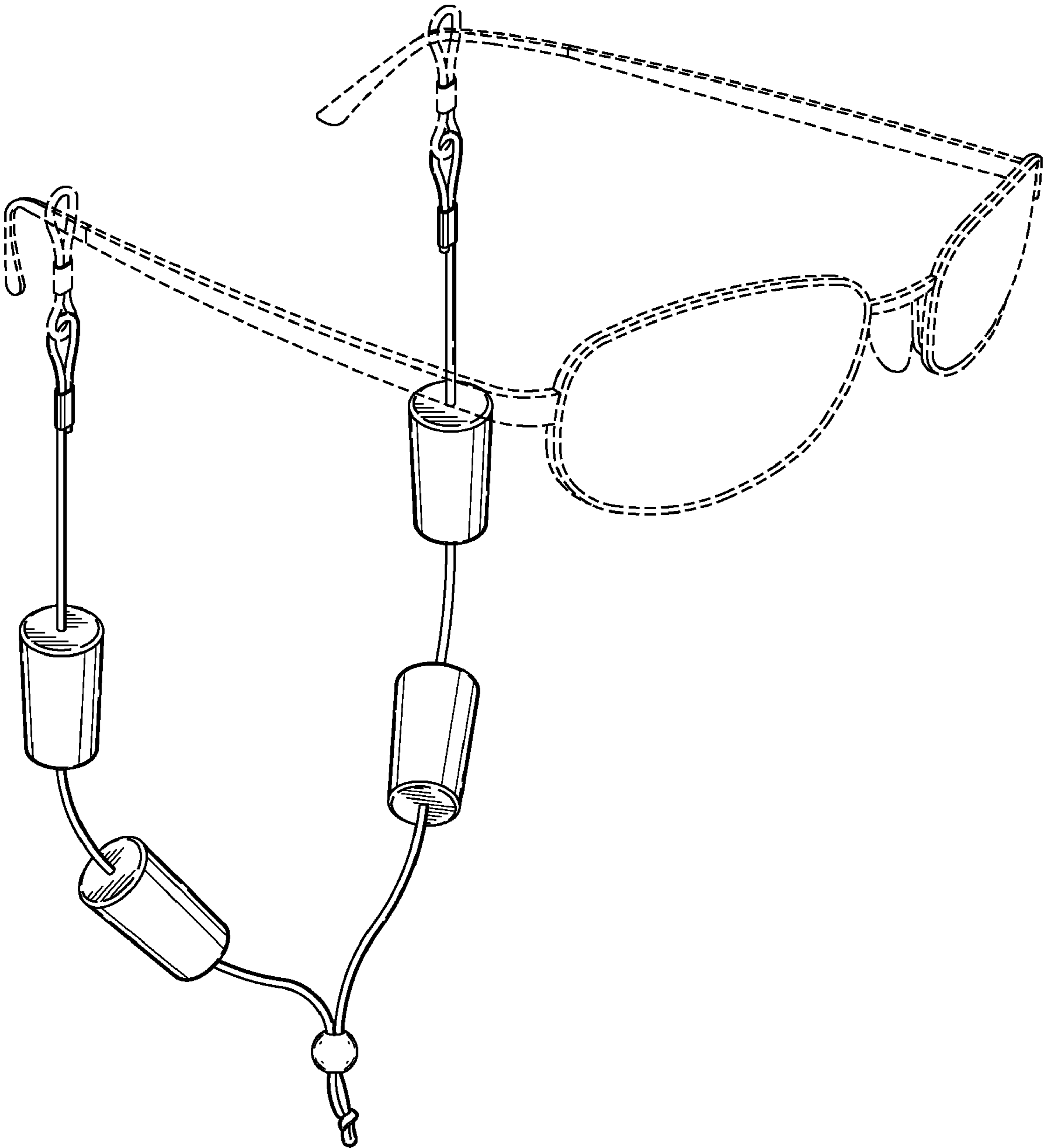


FIG. 1

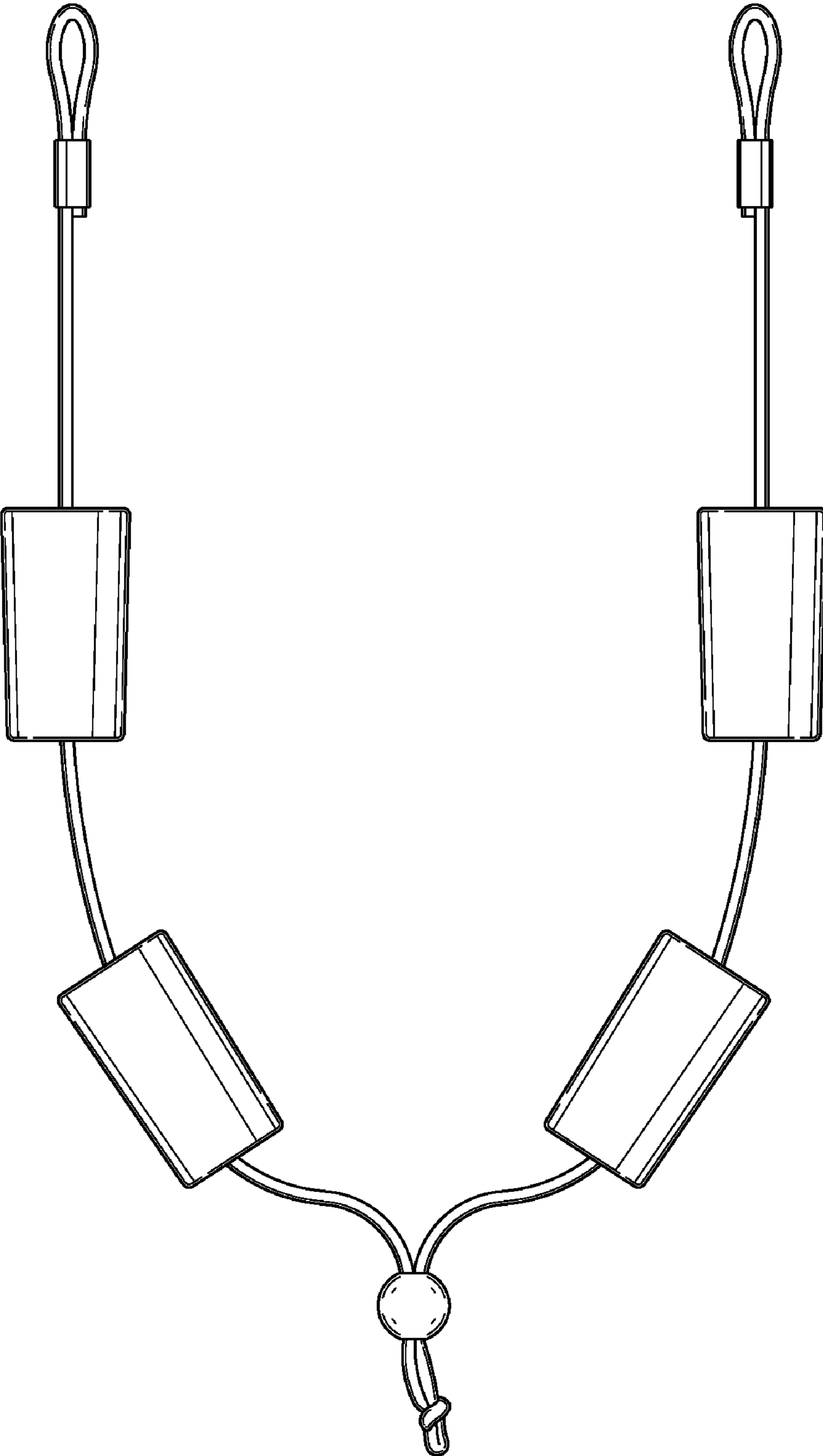


FIG. 2

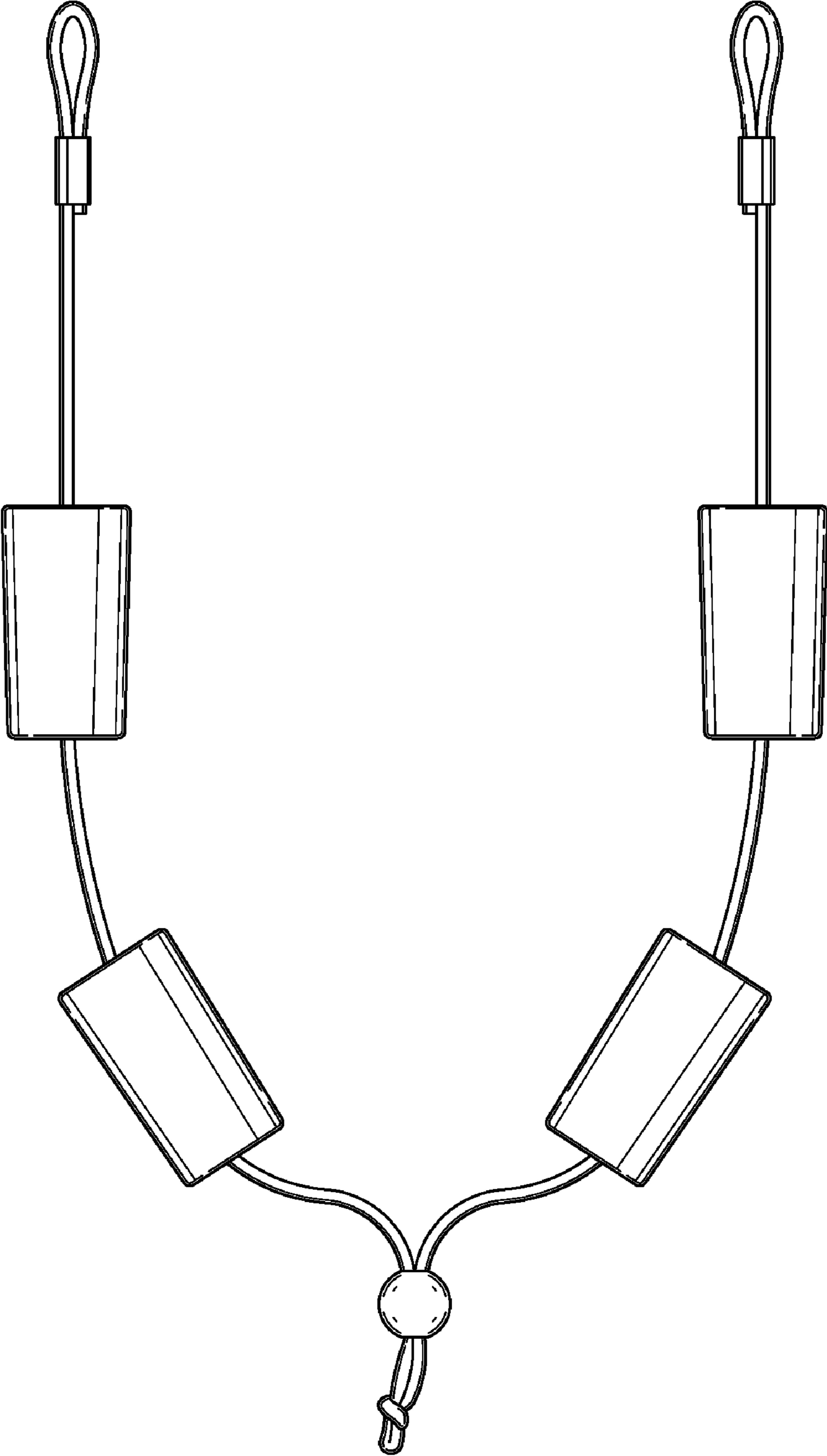


FIG. 3

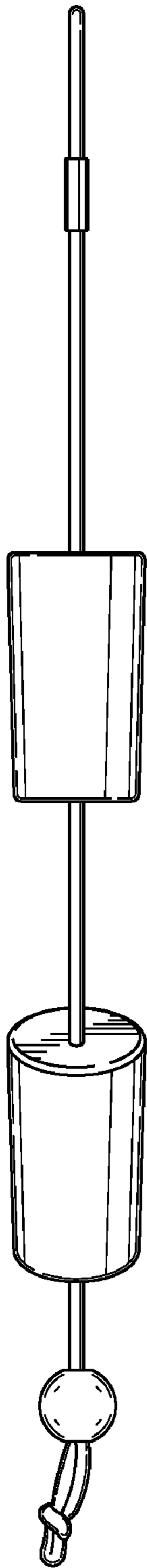


FIG. 4

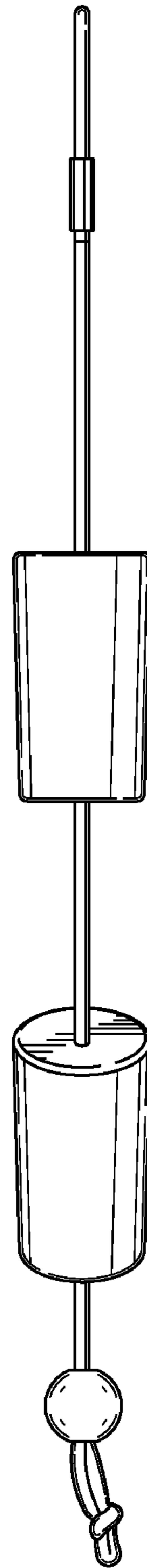


FIG. 5

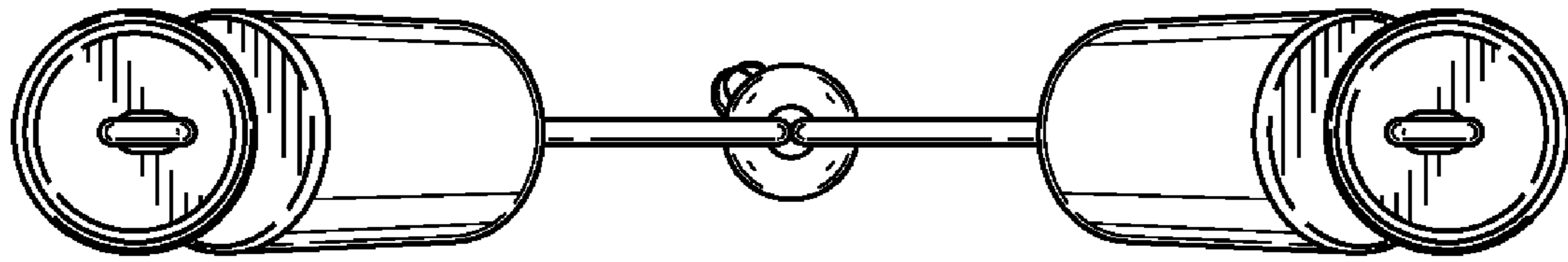


FIG. 6

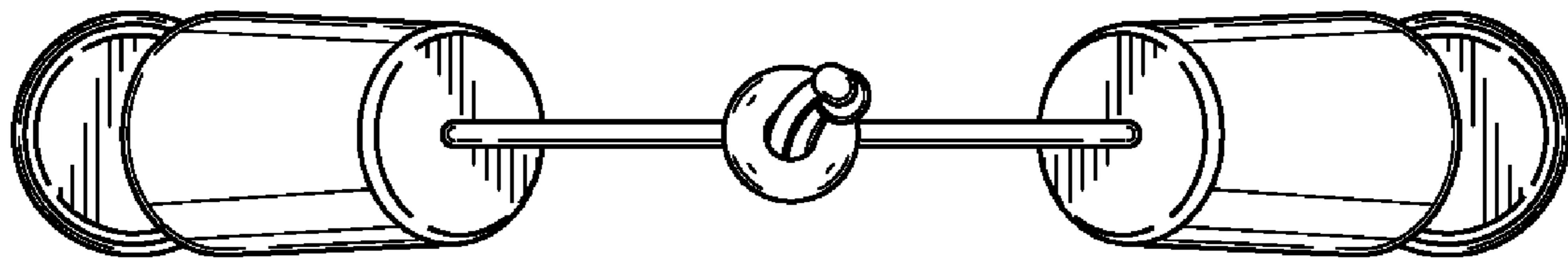


FIG. 7