



US00D619627S

(12) **United States Design Patent**
Budde

(10) **Patent No.:** **US D619,627 S**
(45) **Date of Patent:** **** Jul. 13, 2010**

(54) **HARVESTER SPOUT**

(75) Inventor: **Paul Budde**, Muenster (DE)

(73) Assignee: **CLAAS KGaA mbH**, Harsewinkel (DE)

(**) Term: **14 Years**

(21) Appl. No.: **29/346,691**

(22) Filed: **Nov. 4, 2009**

(30) **Foreign Application Priority Data**

May 29, 2009 (DE) 40 2009 002 642

(51) **LOC (9) Cl.** **15-03**

(52) **U.S. Cl.** **D15/28**

(58) **Field of Classification Search** D15/10,
D15/28, 22-26; 56/153, 16.6, 320.2, 13.3;
460/119, 114, 115, 111; 198/534, 536, 506;
414/523, 335, 505
See application file for complete search history.

(56) **References Cited**

U.S. PATENT DOCUMENTS

2,741,512	A *	4/1956	Stott et al.	406/161
2,916,330	A *	12/1959	Dumanowski	406/161
3,265,444	A *	8/1966	Waldrop	406/41
3,313,386	A *	4/1967	Schwalm	193/22
3,451,725	A *	6/1969	Waldrop	406/161
D221,572	S *	8/1971	Ashton	D15/26
D221,573	S *	8/1971	Ashton	D15/26
D223,466	S *	4/1972	Fell et al.	D15/26
D231,557	S *	4/1974	Hennen et al.	D15/23
D253,057	S *	10/1979	Fachini et al.	D15/26
4,221,508	A *	9/1980	Haines	406/41
4,256,431	A *	3/1981	Strauss et al.	414/505
4,300,726	A *	11/1981	Phillips et al.	241/101.742
4,324,091	A *	4/1982	Wistuba et al.	56/16.6
4,376,609	A *	3/1983	Bohman et al.	414/335
4,416,486	A *	11/1983	McNaught et al.	296/190.11
4,830,288	A *	5/1989	Streicher	241/40
D309,738	S *	8/1990	Schober et al.	D15/26
5,616,077	A *	4/1997	Covington et al.	460/119
5,904,365	A *	5/1999	Dillon	280/419

6,282,875	B1 *	9/2001	Holtkotte et al.	56/228
6,718,746	B2 *	4/2004	Hettiger et al.	56/11.7
6,939,222	B2 *	9/2005	Grossjohann et al.	460/114
7,063,614	B2 *	6/2006	Vogelgesang et al.	460/114
7,140,169	B2 *	11/2006	Ameye et al.	56/11.9
7,354,235	B2 *	4/2008	Hettiger	414/304
D568,342	S *	5/2008	Kleingraeber	D15/26
7,494,409	B2 *	2/2009	Voss et al.	460/114
7,527,555	B2 *	5/2009	Grotelueschen et al.	460/114
7,544,128	B2 *	6/2009	Van Vooren et al.	460/114
7,584,836	B2 *	9/2009	McCully et al.	198/671
7,644,816	B2 *	1/2010	Veiga Leal et al.	198/671
2003/0037527	A1 *	2/2003	Hettiger et al.	56/16.6
2003/0217539	A1 *	11/2003	Grossjohann et al.	56/153
2006/0046802	A1 *	3/2006	Van Vooren et al.	460/114
2008/0092503	A1 *	4/2008	Voss et al.	56/16.6
2008/0092504	A1 *	4/2008	Voss et al.	56/16.6
2008/0149463	A1 *	6/2008	McCully et al.	198/531
2008/0305843	A1 *	12/2008	Grotelueschen et al.	460/119

(Continued)

Primary Examiner—Mark A Goodwin

(74) *Attorney, Agent, or Firm*—Michael J. Striker

(57) **CLAIM**

I claim the ornamental design for a harvester spout, as shown and described.

DESCRIPTION

FIG. 1 is perspective view of a harvester spout showing my new design;

FIG. 2 is a side view thereof;

FIG. 3 is a front view thereof;

FIG. 4 is a rear view thereof;

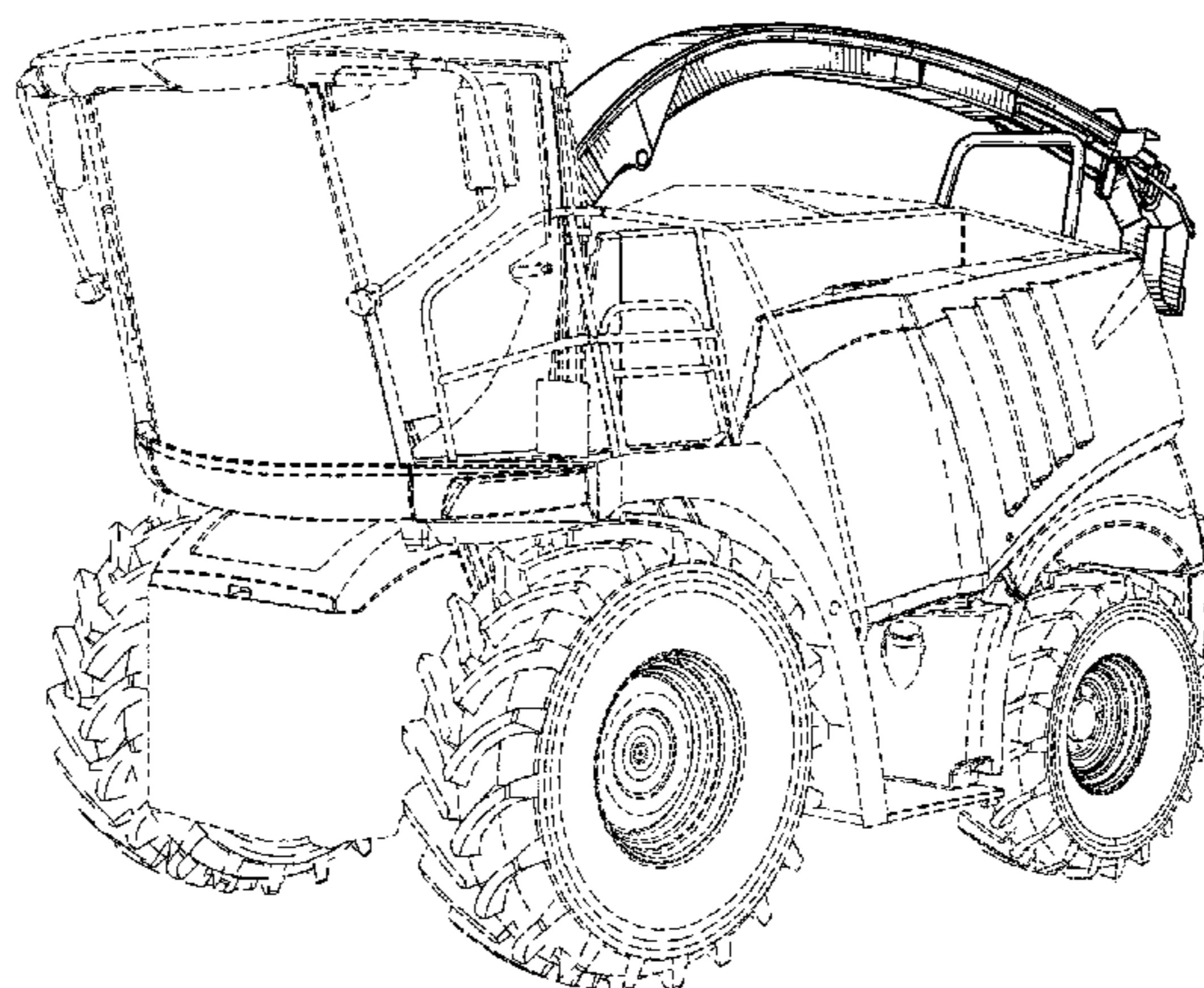
FIG. 5 is a rear perspective view thereof;

FIG. 6 is a top view thereof; and,

FIG. 7 is the opposite side view of FIG. 2 thereof.

The broken line showing of a harvester is included for the purpose of illustrating environmental structure and forms no part of the claimed design.

1 Claim, 7 Drawing Sheets



US D619,627 S

Page 2

U.S. PATENT DOCUMENTS	2009/0272619 A1* 11/2009 Leal et al.	193/4
2009/0044505 A1* 2/2009 Huster et al.	56/10.2 R	
2009/0113866 A1* 5/2009 Haffert	56/13.3	* cited by examiner

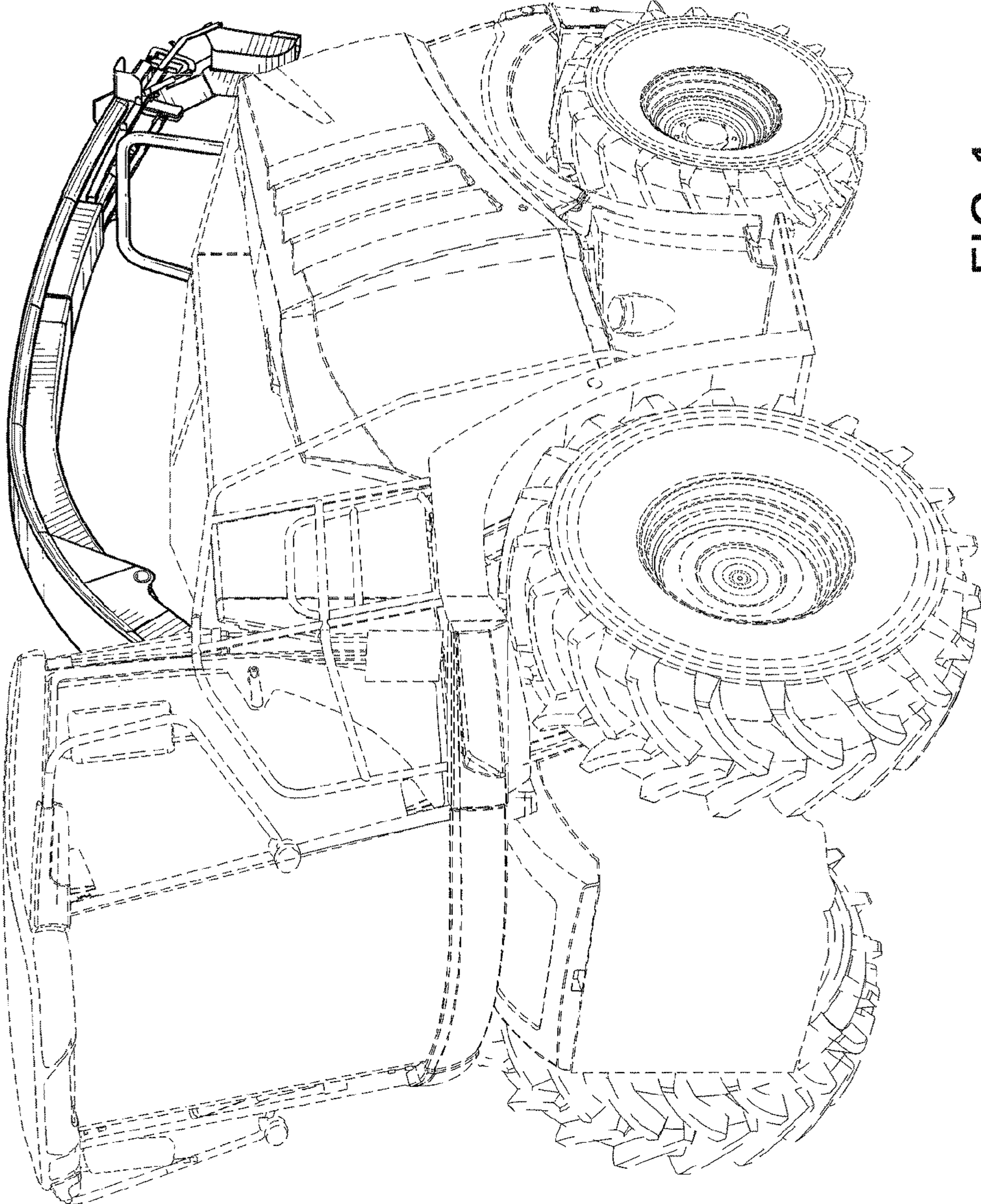


FIG. 1

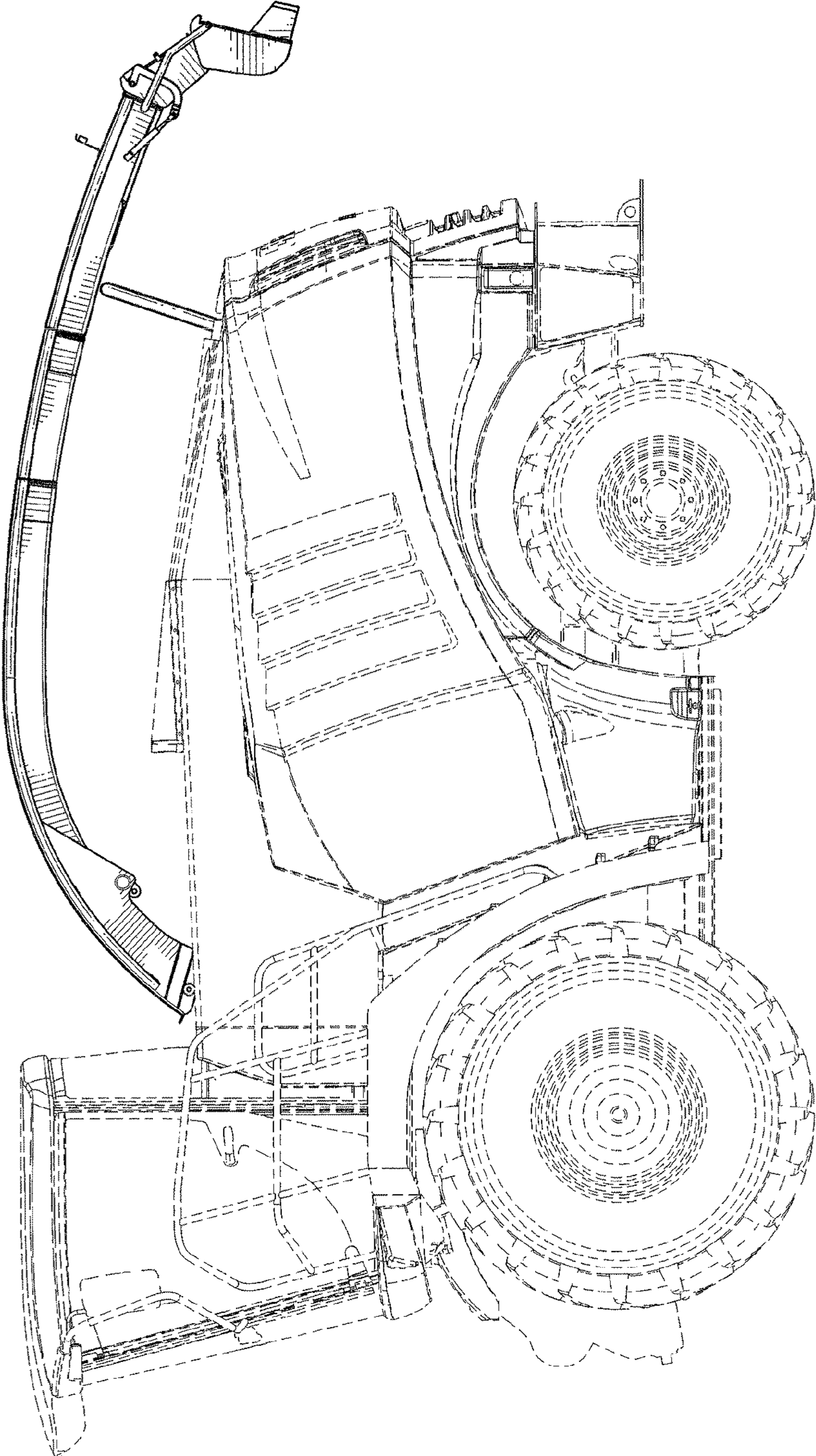


FIG.2

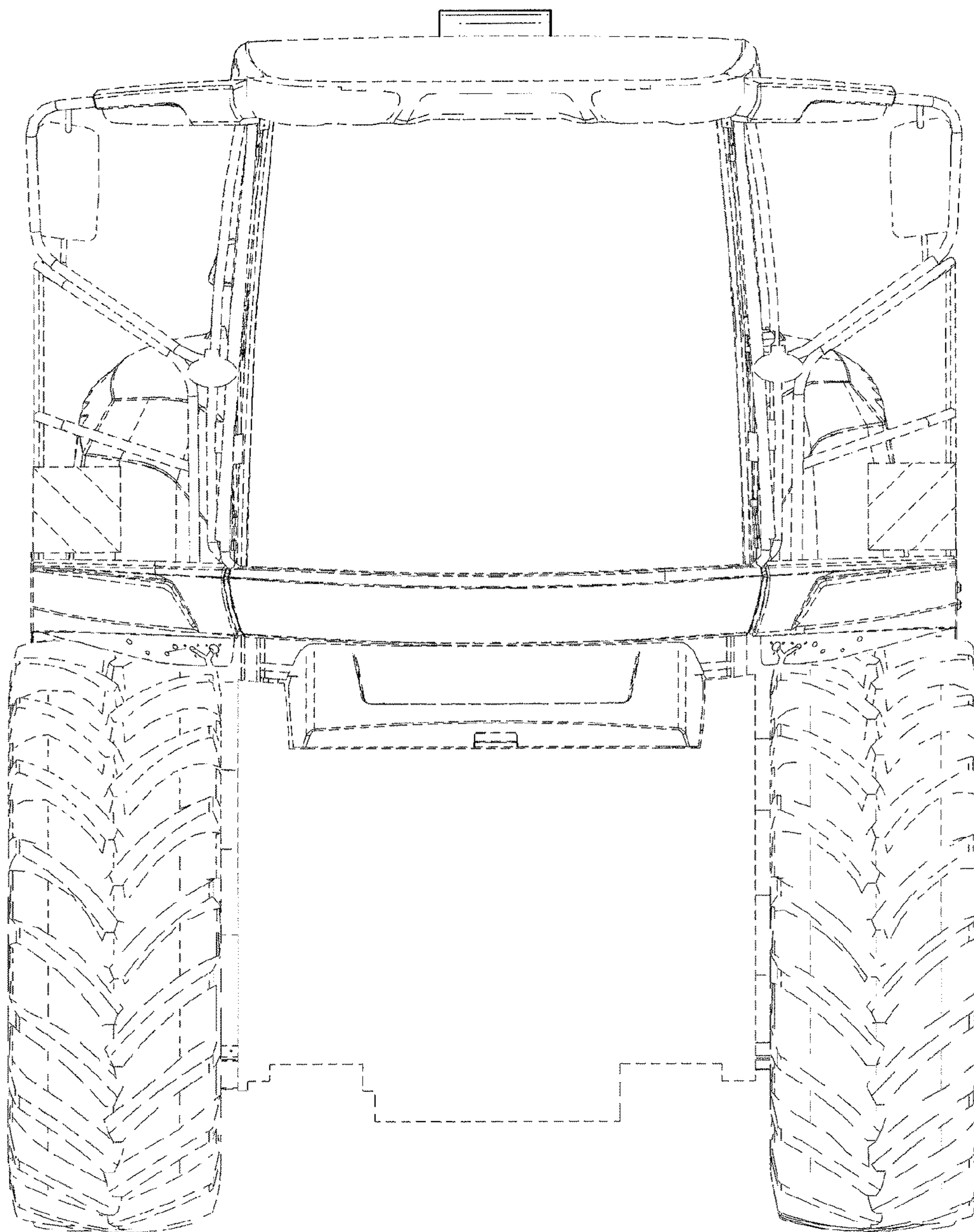


FIG.3

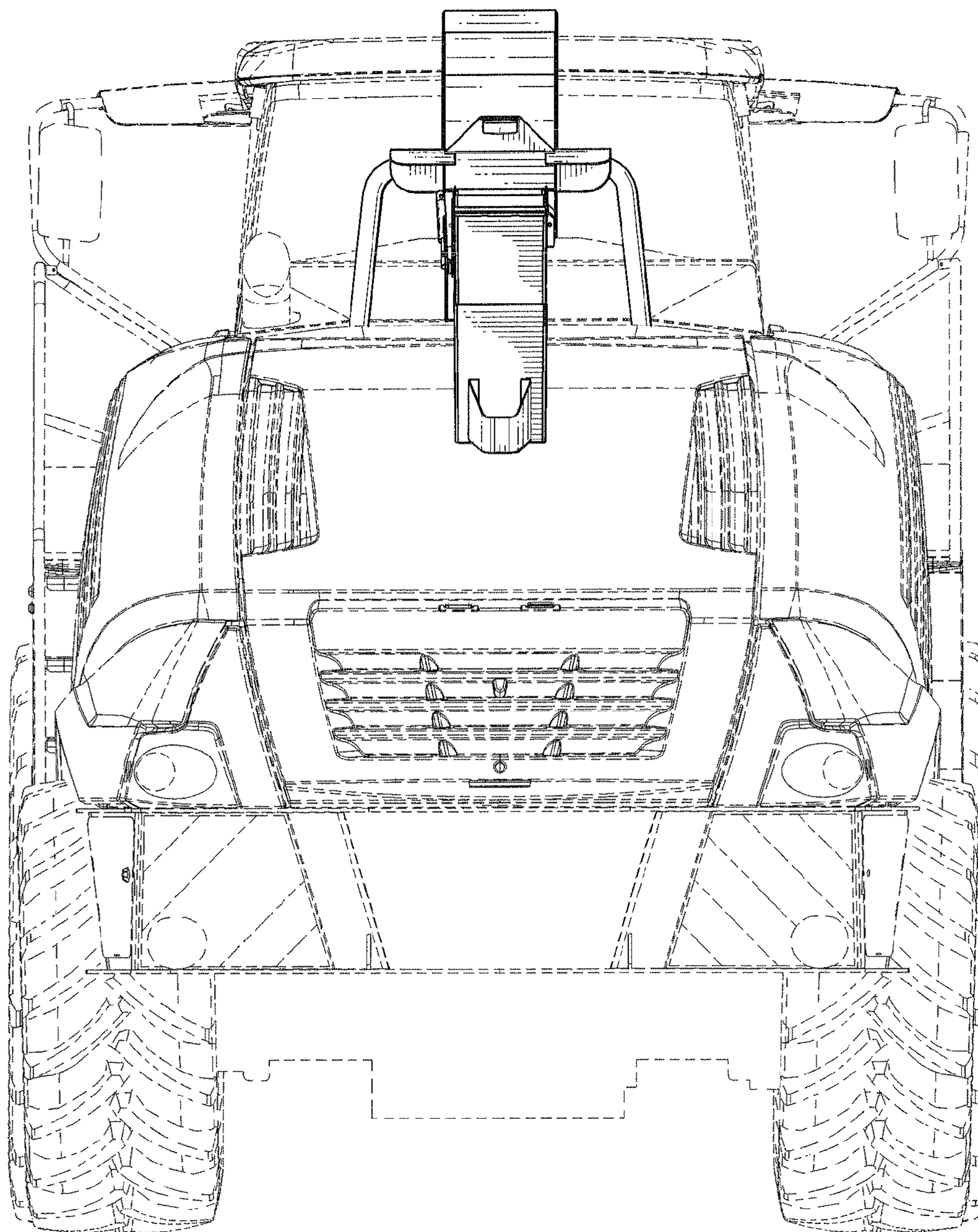


FIG. 4

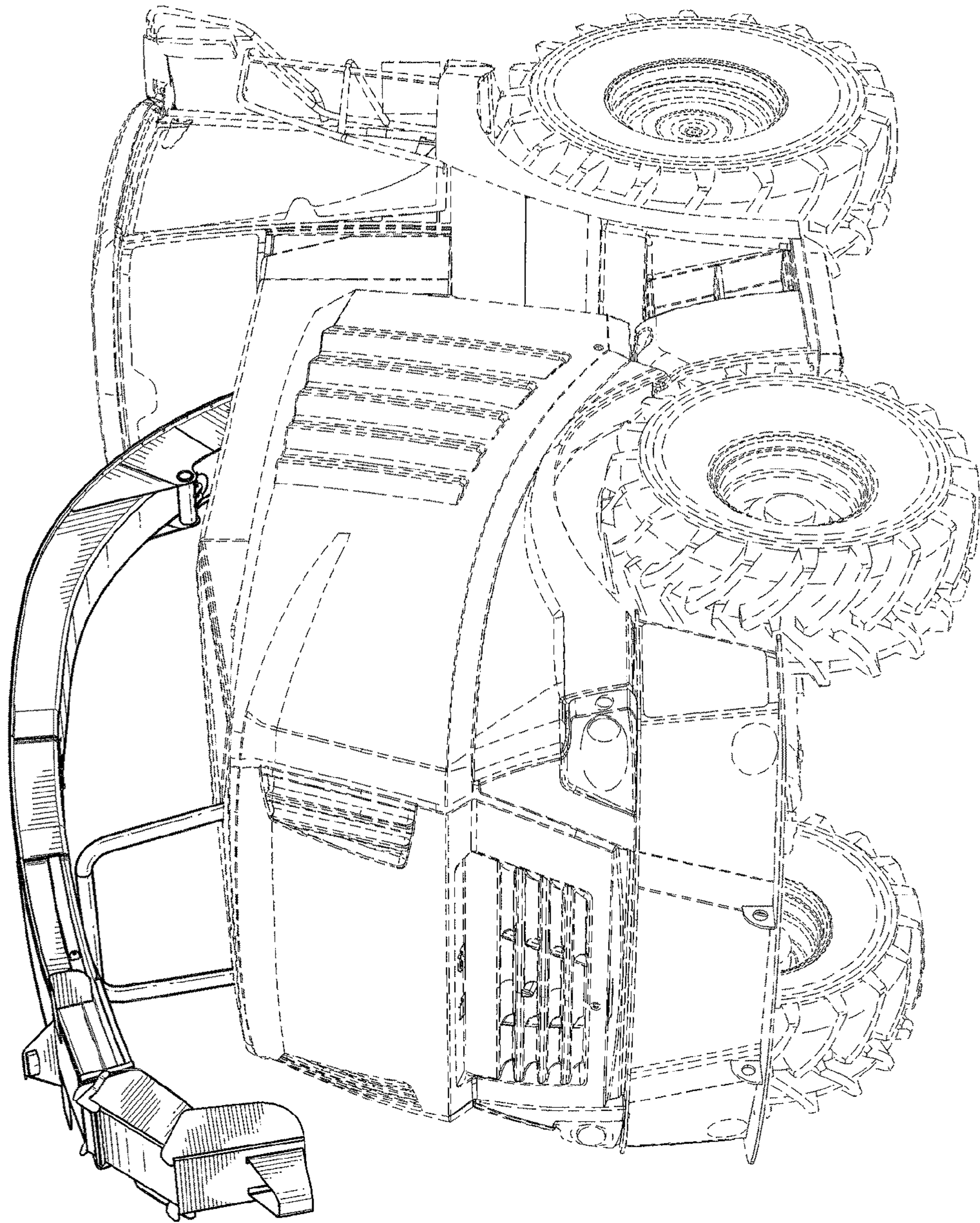


FIG. 5

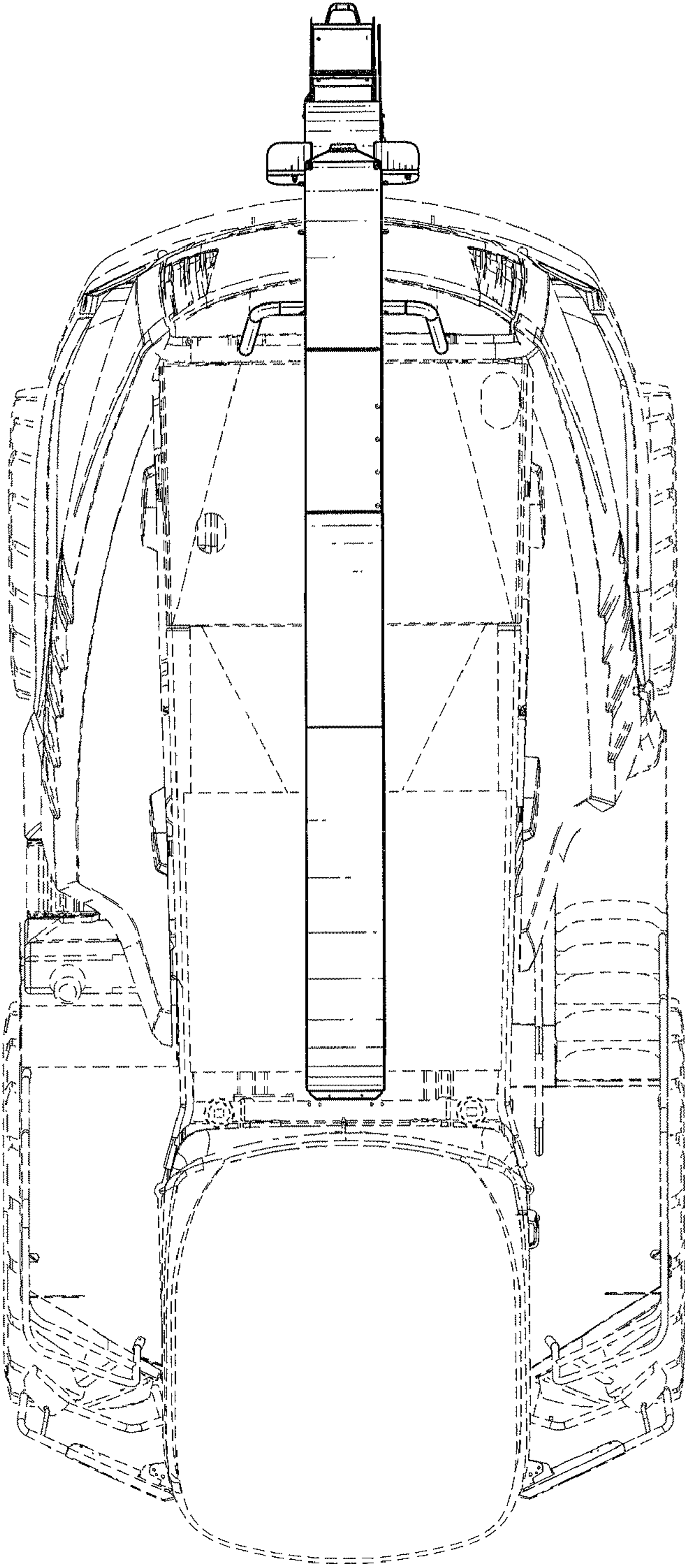


FIG.6

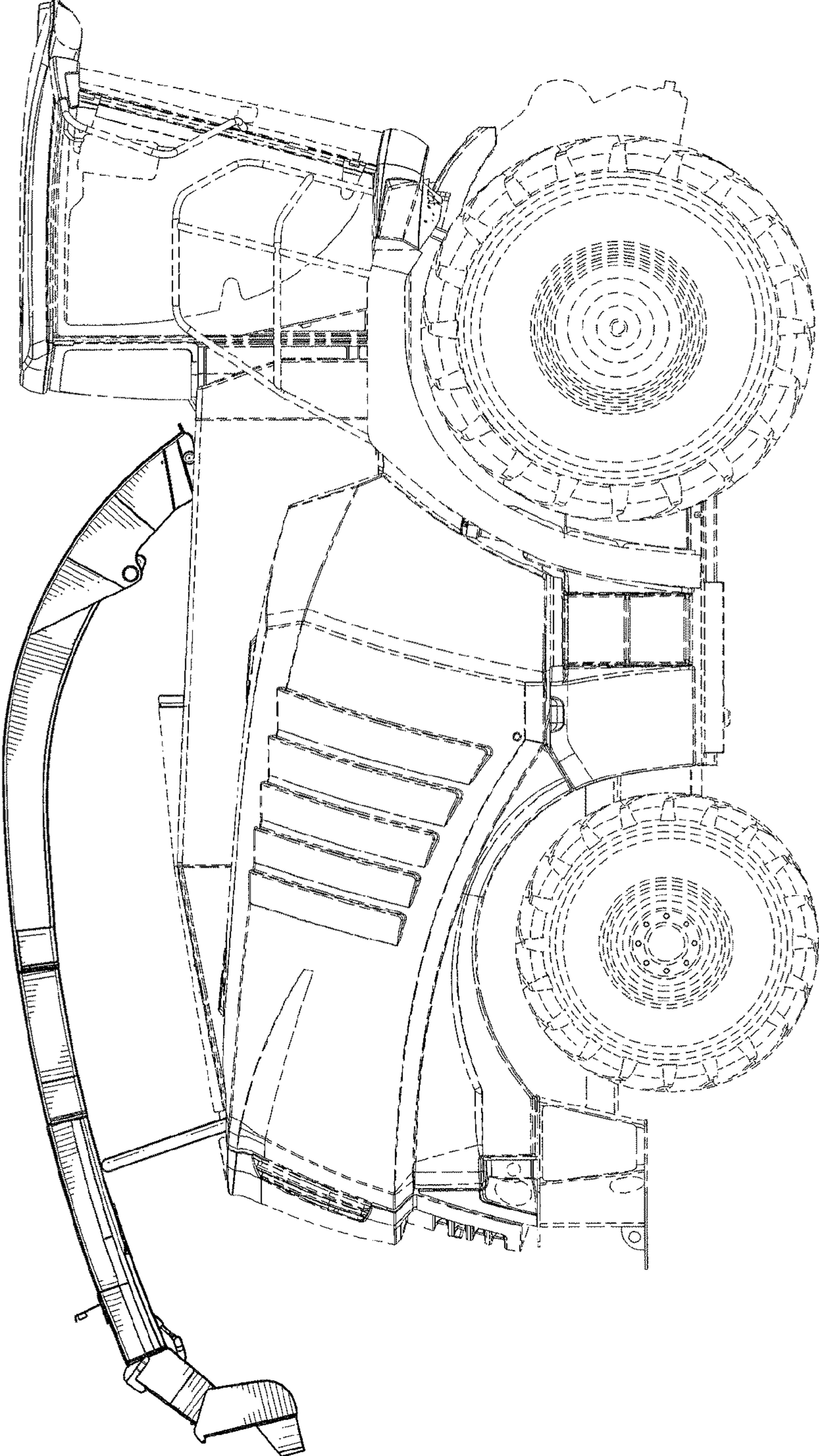


FIG. 7