



US00D619592S

(12) **United States Design Patent**  
**Hancock et al.**

(10) **Patent No.:** **US D619,592 S**  
(45) **Date of Patent:** **\*\* Jul. 13, 2010**

(54) **KEYBOARD**

(75) Inventors: **Amanda Adelaide Hancock**, Waterloo (CA); **Kevin Roy Sugden**, Toronto (CA); **Donald Somerset McKenzie**, Waterloo (CA); **Shannon Tyler Moore**, Waterloo (CA)

(73) Assignee: **Research In Motion Limited**, Waterloo (CA)

(\*\*) Term: **14 Years**

(21) Appl. No.: **29/346,446**

(22) Filed: **Oct. 30, 2009**

(51) **LOC (9) Cl.** ..... **14-02**

(52) **U.S. Cl.** ..... **D14/455**

(58) **Field of Classification Search** ..... D14/454, D14/455, 456, 315, 320, 331, 333, 334, 338, D14/339, 341, 342, 343, 344, 345, 346, 347, D14/387, 390, 391, 392, 393, 394, 395, 396, D14/397, 398, 399, 400, 401, 406, 429, 432, D14/439, 457, 460, 461, 247, 150, 218, 900, D14/901, 902, 137, 138 R, 138 AA, 138 AB, D14/138 AC, 138 AD, 138 C, 138 G; D21/333, D21/329, 331; D18/1, 2, 7, 52, 25, 29; D13/138, D13/171; 400/88, 109, 110, 111, 484, 485, 400/486, 487, 488, 490, 492, 493, 494, 496, 400/904; 345/168, 169, 170, 171; 455/556.1, 455/556.2; D20/11, 22, 27  
See application file for complete search history.

(56) **References Cited**

**U.S. PATENT DOCUMENTS**

4,949,260 A \* 8/1990 Hsu ..... 715/264

5,378,068 A *	1/1995	Hua	.....	400/110
5,954,437 A *	9/1999	Wen-Hung	.....	400/487
6,281,884 B1 *	8/2001	Chang et al.	.....	345/171
6,636,163 B1 *	10/2003	Hsieh	.....	341/28
D578,542 S *	10/2008	Pletikosa et al.	.....	D14/455
D605,651 S *	12/2009	Nanda et al.	.....	D14/456
D611,051 S *	3/2010	Hancock et al.	.....	D14/455
D611,483 S *	3/2010	Hancock et al.	.....	D14/455
D612,386 S *	3/2010	Hancock et al.	.....	D14/455
2001/0030613 A1 *	10/2001	Ideura	.....	341/23
2003/0052863 A1 *	3/2003	Hsia	.....	345/168
2008/0048986 A1 *	2/2008	Khoo	.....	345/168
2009/0163193 A1 *	6/2009	Fyke et al.	.....	455/418
2009/0278804 A1 *	11/2009	Rubanovich et al.	.....	345/168

\* cited by examiner

*Primary Examiner*—Jennifer Rivard  
*Assistant Examiner*—Angela J Lee

(57) **CLAIM**

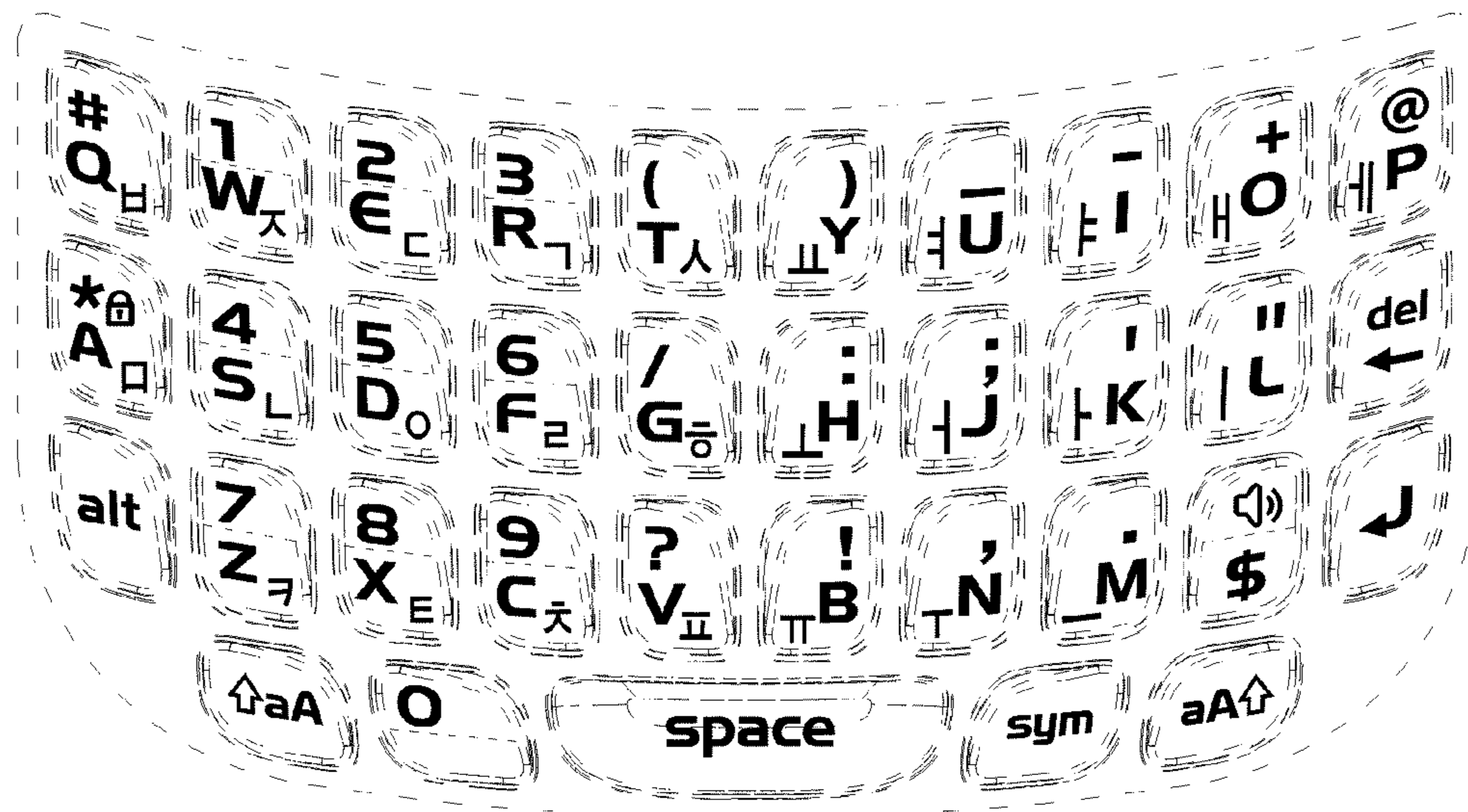
We claim the ornamental design for a keyboard, as shown and described.

**DESCRIPTION**

FIG. 1 is a front perspective view of a keyboard; and, FIG. 2 is a front elevation view of the keyboard.

The broken lines shown in the drawings of the keyboard are for the purpose of illustrating portions of the article and form no part of the claimed design.

**1 Claim, 2 Drawing Sheets**






FIG.1

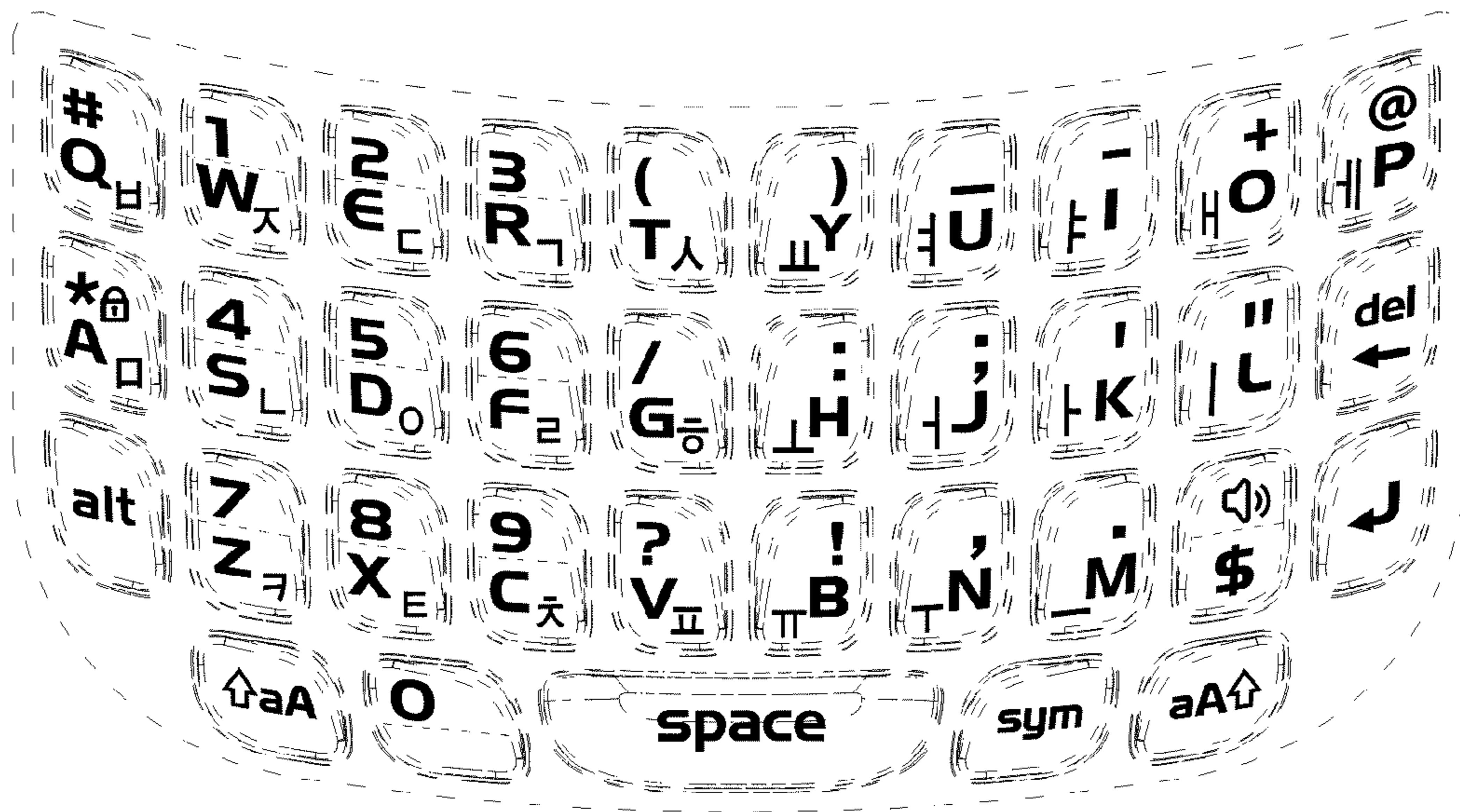


FIG.2