



US00D619591S

(12) **United States Design Patent**
Hancock et al.

(10) **Patent No.:** **US D619,591 S**
(45) **Date of Patent:** **** Jul. 13, 2010**

(54) **KEYBOARD**

(75) Inventors: **Amanda Adelaide Hancock**, Waterloo (CA); **Kevin Roy Sugden**, Toronto (CA); **Donald Somerset McKenzie**, Waterloo (CA); **Shannon Tyler Moore**, Waterloo (CA)

(73) Assignee: **Research In Motion Limited**, Waterloo (CA)

(**) Term: **14 Years**

(21) Appl. No.: **29/346,441**

(22) Filed: **Oct. 30, 2009**

(51) **LOC (9) Cl.** **14-02**

(52) **U.S. Cl.** **D14/455**

(58) **Field of Classification Search** D14/454, D14/455, 456, 315, 320, 331, 333, 334, 338, D14/339, 341, 342, 343, 344, 345, 346, 347, D14/387, 390, 391, 392, 393, 394, 395, 396, D14/397, 398, 399, 400, 401, 406, 429, 432, D14/439, 457, 460, 461, 247, 150, 218, 900, D14/901, 902, 137, 138 R, 138 AA, 138 AB, D14/138 AC, 138 AD, 138 C, 138 G; D21/333, D21/329, 331; D18/1, 2, 7, 52, 25, 29; D13/138, D13/171; 400/88, 109, 110, 111, 484, 485, 400/486, 487, 488, 490, 492, 493, 494, 496, 400/904; 345/168, 169, 170, 171; 455/556.1, 455/556.2; D20/11, 22, 27
See application file for complete search history.

(56) **References Cited**

U.S. PATENT DOCUMENTS

4,949,260 A * 8/1990 Hsu 715/264

5,378,068 A * 1/1995 Hua 400/110
5,954,437 A * 9/1999 Wen-Hung 400/487
6,281,884 B1 * 8/2001 Chang et al. 345/171
6,636,163 B1 * 10/2003 Hsieh 341/28
D578,542 S * 10/2008 Pletikosa et al. D14/455
D605,651 S * 12/2009 Nanda et al. D14/456
D611,051 S * 3/2010 Hancock et al. D14/455
D611,483 S * 3/2010 Hancock et al. D14/455
D612,386 S * 3/2010 Hancock et al. D14/455
2001/0030613 A1 * 10/2001 Ideura 341/23
2003/0052863 A1 * 3/2003 Hsia 345/168
2008/0048986 A1 * 2/2008 Khoo 345/168
2009/0163193 A1 * 6/2009 Fyke et al. 455/418
2009/0278804 A1 * 11/2009 Rubanovich et al. 345/168

* cited by examiner

Primary Examiner—Jennifer Rivard
Assistant Examiner—Angela J Lee

(57) **CLAIM**

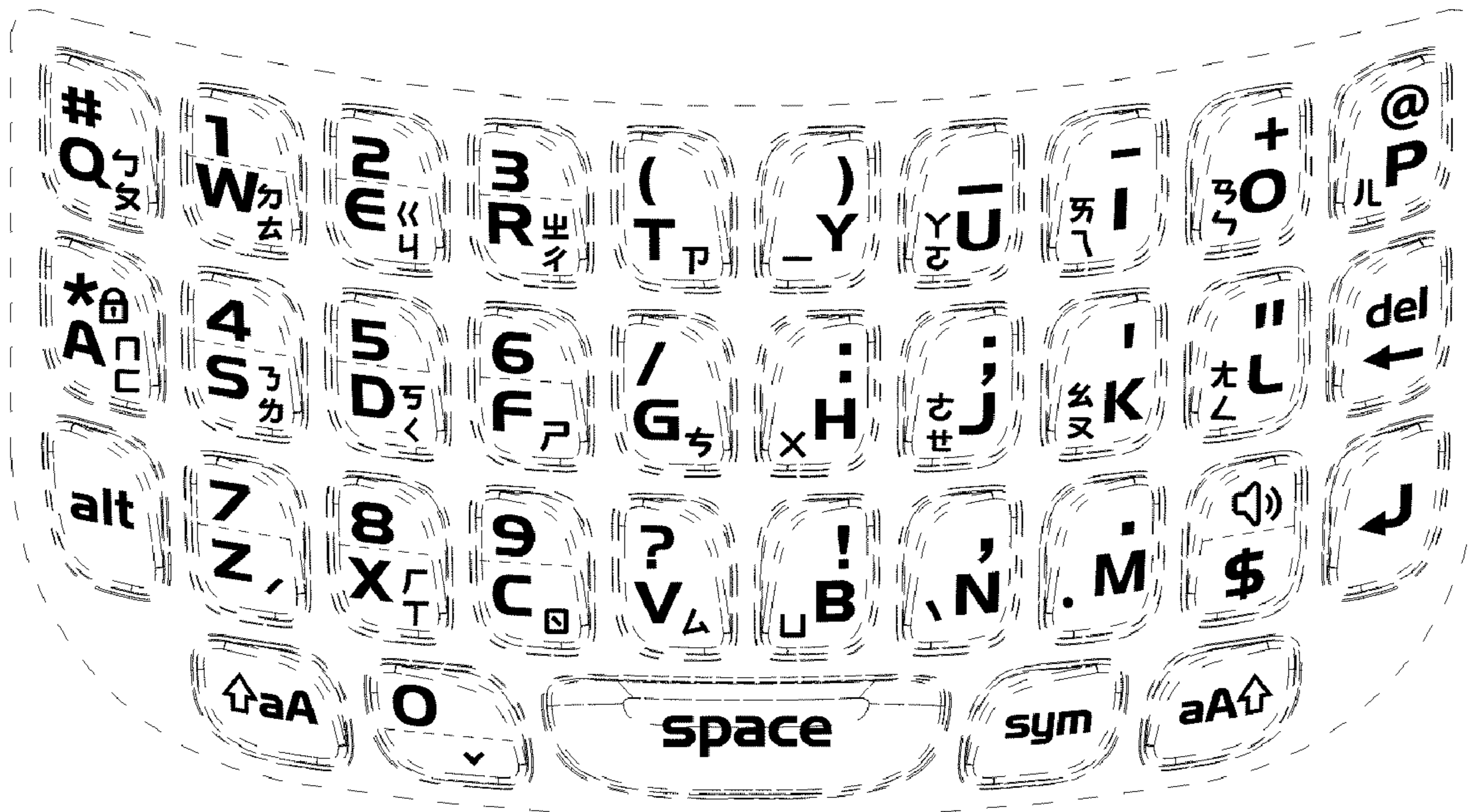
We claim the ornamental design for a keyboard, as shown and described.

DESCRIPTION

FIG. 1 is a front perspective view of a keyboard; and, FIG. 2 is a front elevation view of the keyboard.

The broken lines shown in the drawings of the keyboard are for the purpose of illustrating portions of the article and form no part of the claimed design.

1 Claim, 2 Drawing Sheets



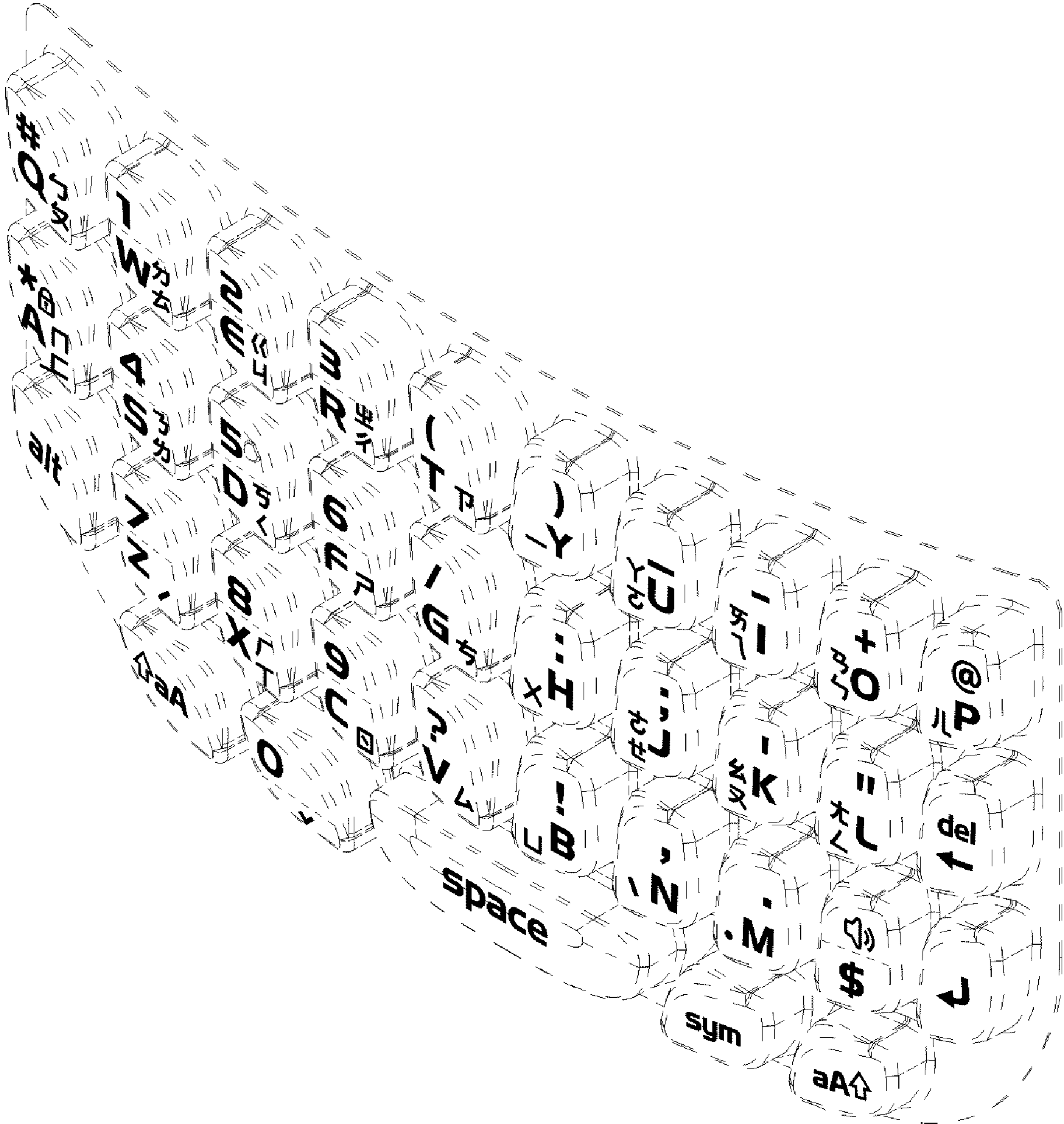


FIG.1

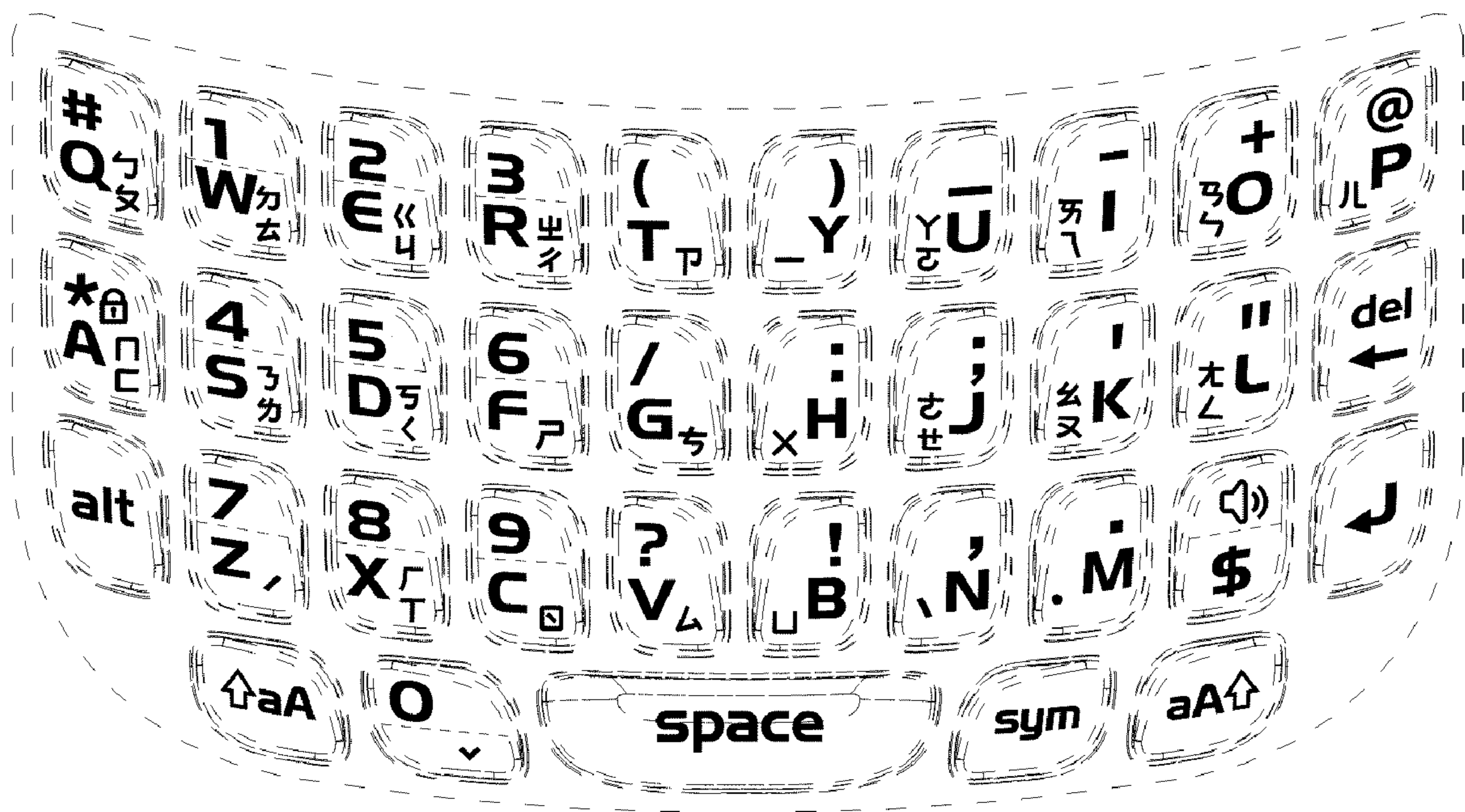


FIG.2