



US00D619577S

(12) **United States Design Patent**
Kujawski

(10) **Patent No.:** **US D619,577 S**
(45) **Date of Patent:** **** Jul. 13, 2010**

(54) **KEYBOARD**

(75) Inventor: **Christopher Kujawski**, Seattle, WA
(US)

(73) Assignee: **Microsoft Corporation**, Redmond, WA
(US)

(**) Term: **14 Years**

(21) Appl. No.: **29/350,178**

(22) Filed: **Nov. 12, 2009**

(51) **LOC (9) Cl.** **14-02**

(52) **U.S. Cl.** **D14/398**

(58) **Field of Classification Search** D14/391-399;
D18/1, 2, 7, 11; 178/17 A, 17 C; 200/5 A,
200/5 R, 6 A, 6 R; 235/145 A, 145 R; 345/160,
345/168, 169; 341/22, 23; 400/484-489,
400/492; 361/679.08, 679.09, 679.11, 679.12
See application file for complete search history.

(56) **References Cited**

U.S. PATENT DOCUMENTS

- D387,340 S * 12/1997 Pham D14/393
- 5,793,359 A * 8/1998 Ushikubo 345/169
- D409,995 S * 5/1999 Calabrese D14/392
- D416,244 S * 11/1999 Ree D14/398
- D417,210 S * 11/1999 Prokop D14/396
- 6,288,706 B1 * 9/2001 Leman 345/168
- D538,283 S * 3/2007 Fisher et al. D14/398
- D550,677 S 9/2007 O'Neil

- D554,122 S 10/2007 O'Neil
- D590,397 S * 4/2009 O'Neill et al. D14/398
- D597,544 S * 8/2009 Chatterjee et al. D14/398
- D598,918 S * 8/2009 Kim et al. D14/392

* cited by examiner

Primary Examiner—Freda S Nunn

(74) *Attorney, Agent, or Firm*—Banner & Witcoff, Ltd.

(57) **CLAIM**

The ornamental design for a keyboard, as shown and described.

DESCRIPTION

FIG. 1 is a front perspective view of a keyboard showing my new design;

FIG. 2 is a top view thereof;

FIG. 3 is a right side view thereof;

FIG. 4 is a left side view thereof;

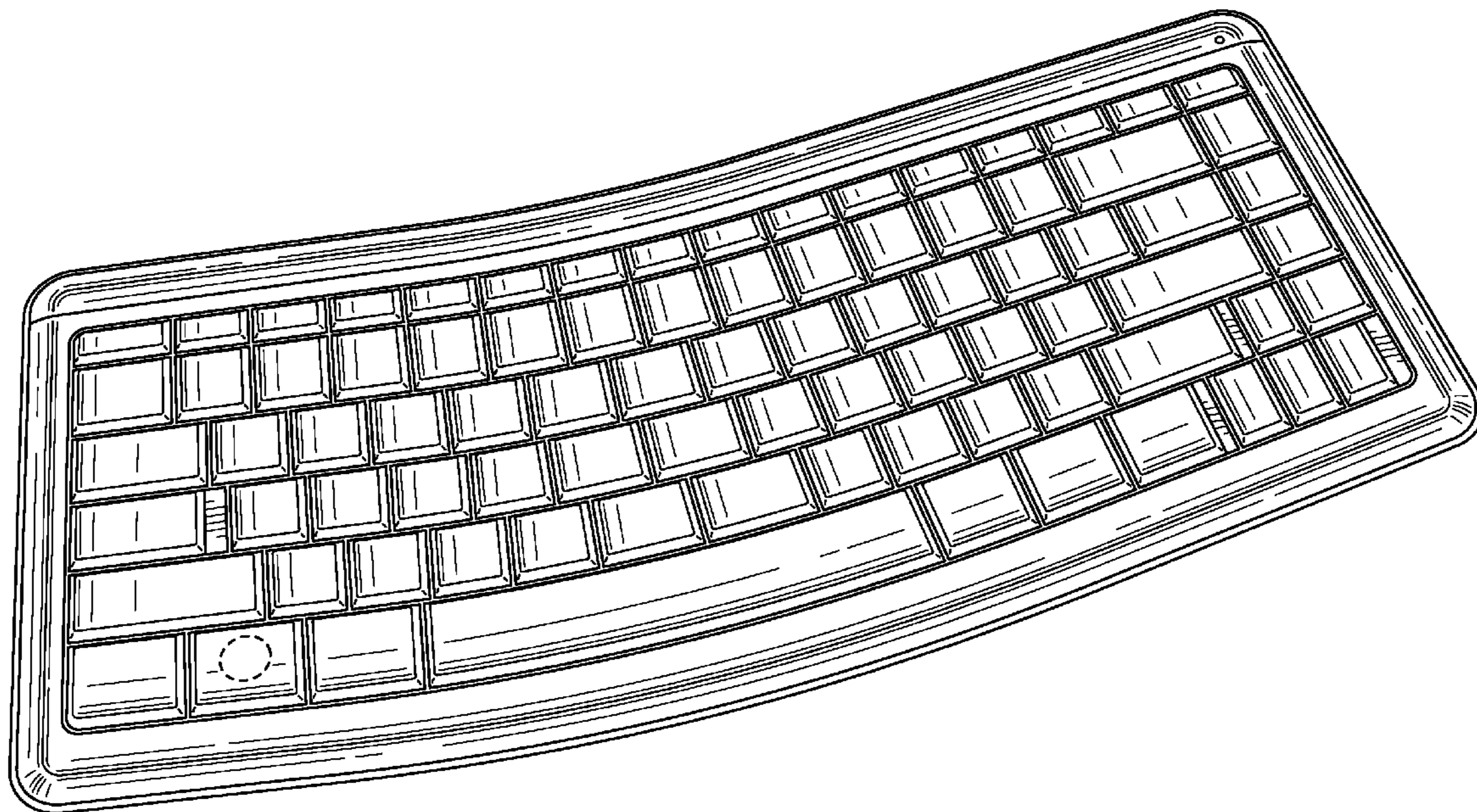
FIG. 5 is a front thereof;

FIG. 6 is a rear view thereof; and,

FIG. 7 is a bottom view thereof.

The broken line circle in FIG. 1 and FIG. 2 is for environmental purposes only and forms no part of the claimed design. The broken line showing of portions of the bottom of the keyboard in FIG. 7 is for environmental purposes only and forms no part of the claimed design.

1 Claim, 4 Drawing Sheets



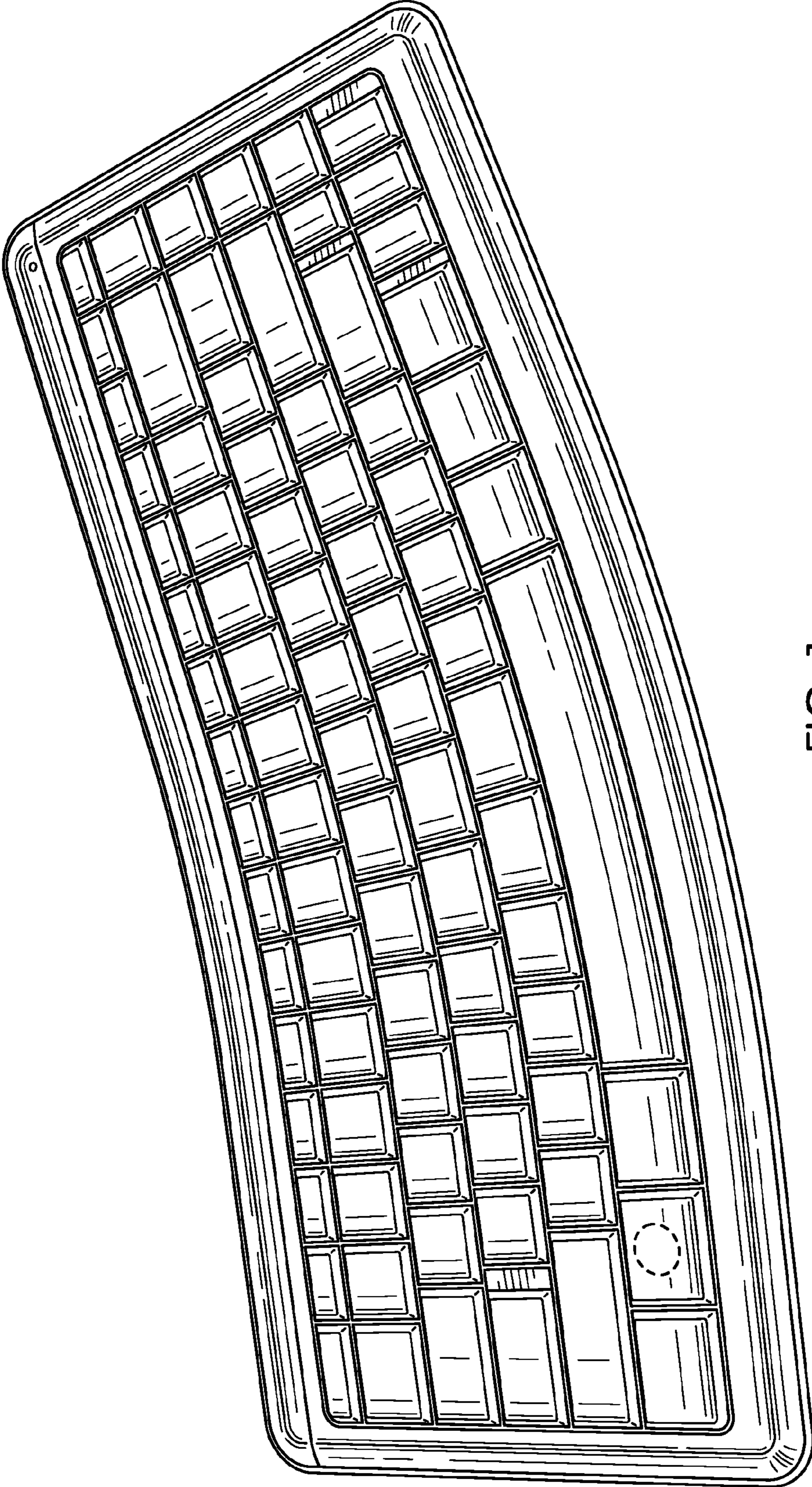


FIG. 1

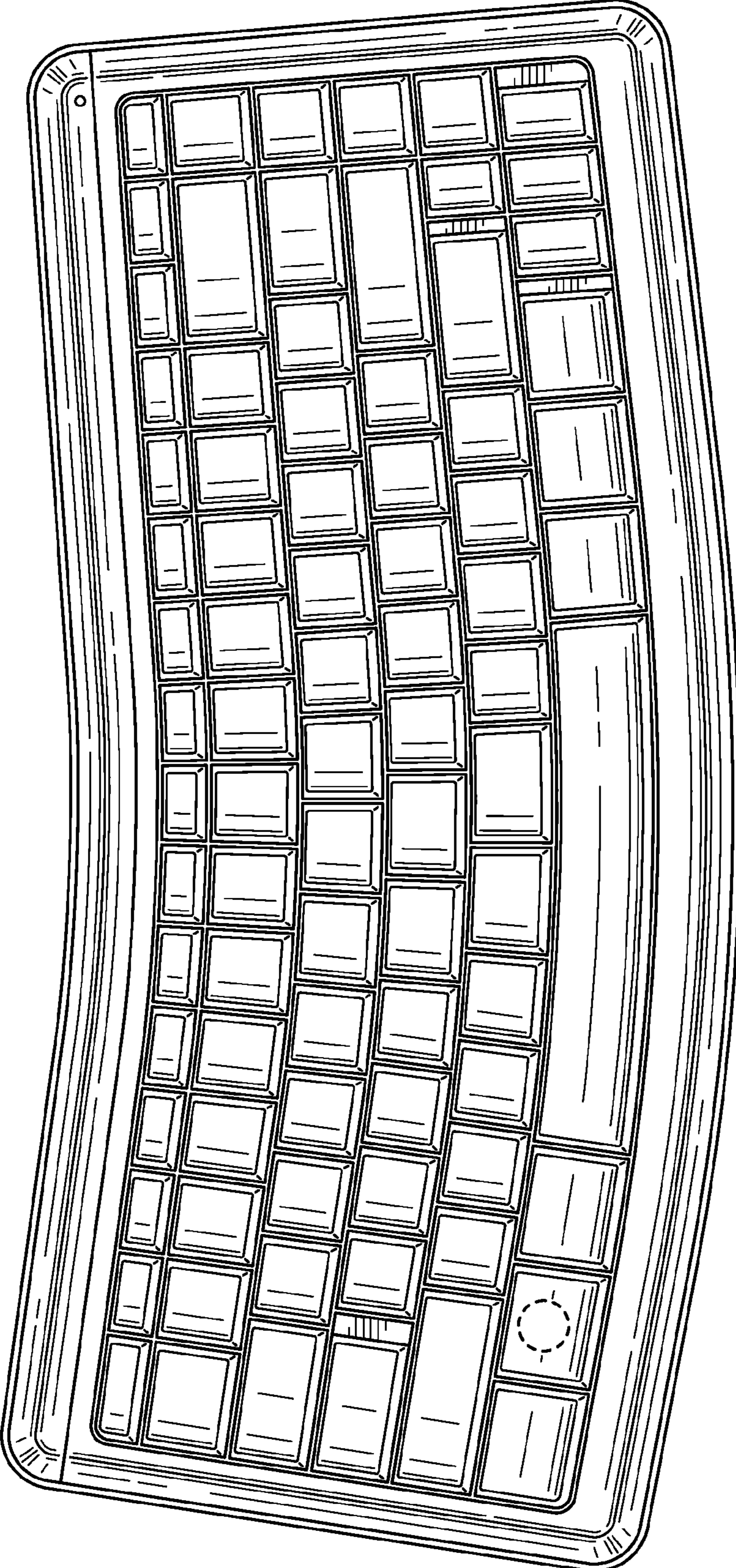


FIG. 2



FIG. 3



FIG. 4



FIG. 5

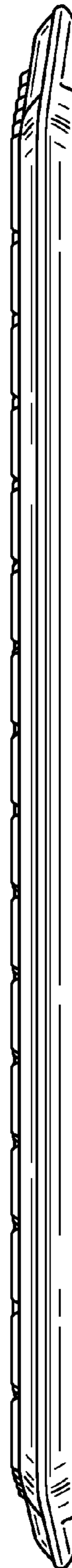


FIG. 6

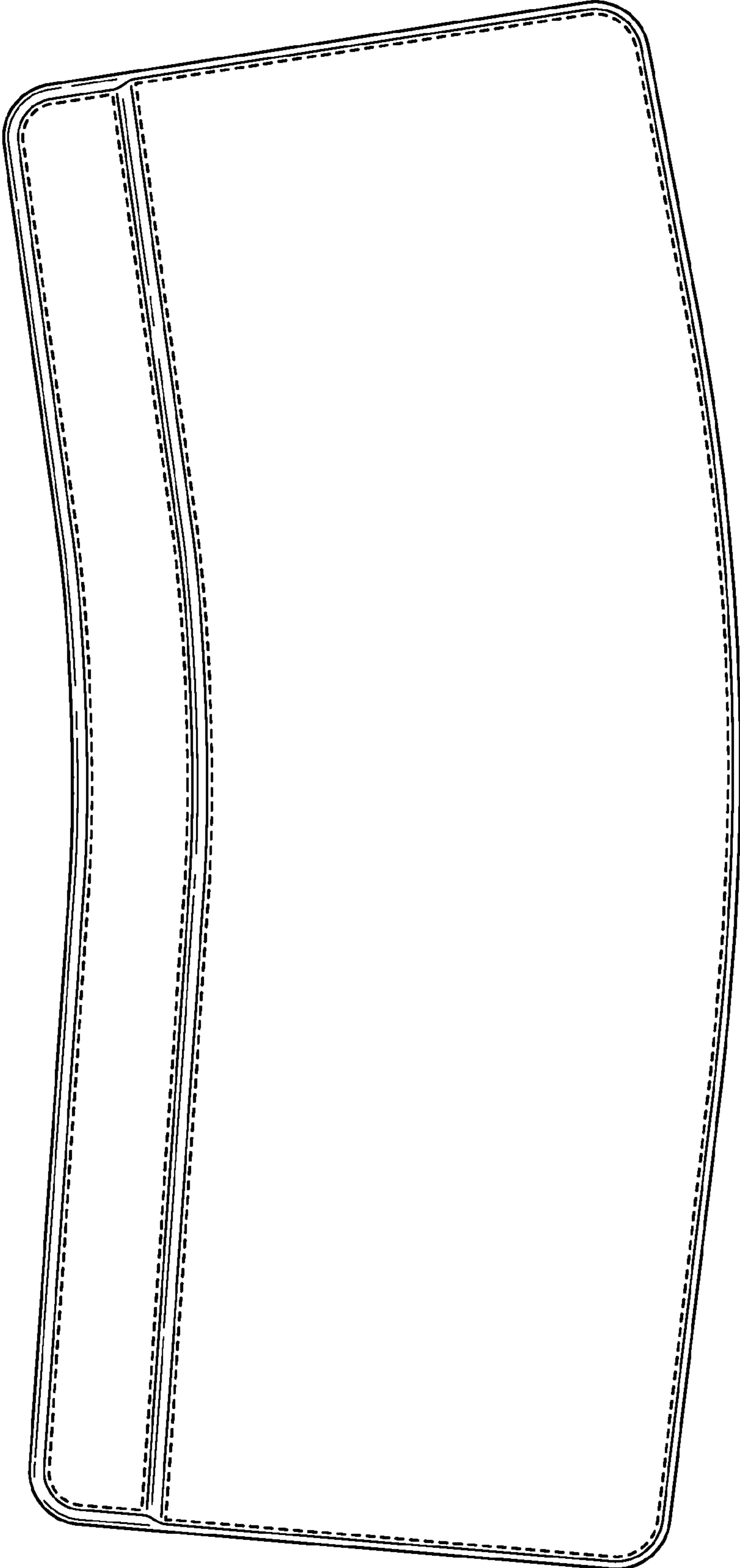


FIG. 7