



US00D619576S

(12) **United States Design Patent**  
**Kawano**

(10) **Patent No.:** **US D619,576 S**  
(45) **Date of Patent:** **\*\* Jul. 13, 2010**

(54) **VIDEO CONTROLLER**

(75) Inventor: **Tadaatsu Kawano**, Kanagawa (JP)

(73) Assignee: **Panasonic Corporation**, Osaka (JP)

(\*\*) Term: **14 Years**

(21) Appl. No.: **29/342,731**

(22) Filed: **Aug. 31, 2009**

(30) **Foreign Application Priority Data**

Mar. 23, 2009 (JP) ..... 2009-006363

(51) **LOC (9) Cl.** ..... **14-02**

(52) **U.S. Cl.** ..... **D14/396; D14/217; D14/125**

(58) **Field of Classification Search** ..... D14/333,  
D14/338, 356, 357, 388, 391-401, 454-457,  
D14/158, 217, 125; 400/472-496; 345/161,  
345/168-178; 341/20-35

See application file for complete search history.

(56) **References Cited**

**U.S. PATENT DOCUMENTS**

D289,761 S *	5/1987	Matulock et al. ....	D14/396
D316,405 S *	4/1991	Yoshitake .....	D14/396
D318,857 S *	8/1991	Julienne et al. ....	D14/397
D346,796 S *	5/1994	Pangburn .....	D14/397
D360,629 S *	7/1995	Ho .....	D14/397
D385,854 S *	11/1997	Sumii .....	D14/399
D400,190 S *	10/1998	Mackie et al. ....	D14/399
D410,467 S *	6/1999	Mackie et al. ....	D14/217
D411,530 S *	6/1999	Carter et al. ....	D14/400
D417,218 S *	11/1999	Mackie et al. ....	D14/217
D418,499 S *	1/2000	Brunner et al. ....	D14/396
D419,563 S *	1/2000	Mackie et al. ....	D14/217
D448,378 S *	9/2001	Arnold et al. ....	D14/396
D518,470 S *	4/2006	Takita et al. ....	D14/162
7,123,242 B1 *	10/2006	Henty .....	345/169

D544,454 S *	6/2007	Miyazaki .....	D14/125
D562,322 S *	2/2008	Ward .....	D14/396
D569,376 S *	5/2008	Shimizu .....	D14/391
D573,989 S *	7/2008	Ward .....	D14/396
D573,990 S *	7/2008	Ward .....	D14/396
D590,397 S *	4/2009	O'Neill et al. ....	D14/398
D599,350 S *	9/2009	O'Neil et al. ....	D14/392
D604,845 S *	11/2009	Hibi et al. ....	D24/138
D607,425 S *	1/2010	Asai .....	D14/125

**FOREIGN PATENT DOCUMENTS**

JP	D1149628	8/2002
JP	D1329432	5/2008

\* cited by examiner

*Primary Examiner*—Cathron C Brooks

*Assistant Examiner*—Deanna Fluegeman

(74) *Attorney, Agent, or Firm*—Brinks Hofer Gilson & Lione

(57) **CLAIM**

I claim the ornamental design for a video controller, as shown and described.

**DESCRIPTION**

FIG. 1 is a top perspective view of a video controller of the present invention;

FIG. 2 is a front view thereof;

FIG. 3 is a rear view thereof;

FIG. 4 is a first side view thereof;

FIG. 5 is a second side view thereof;

FIG. 6 is a top view thereof; and,

FIG. 7 is a bottom view thereof.

The broken lines illustrate unclaimed environment and form no part of the claimed design.

**1 Claim, 7 Drawing Sheets**

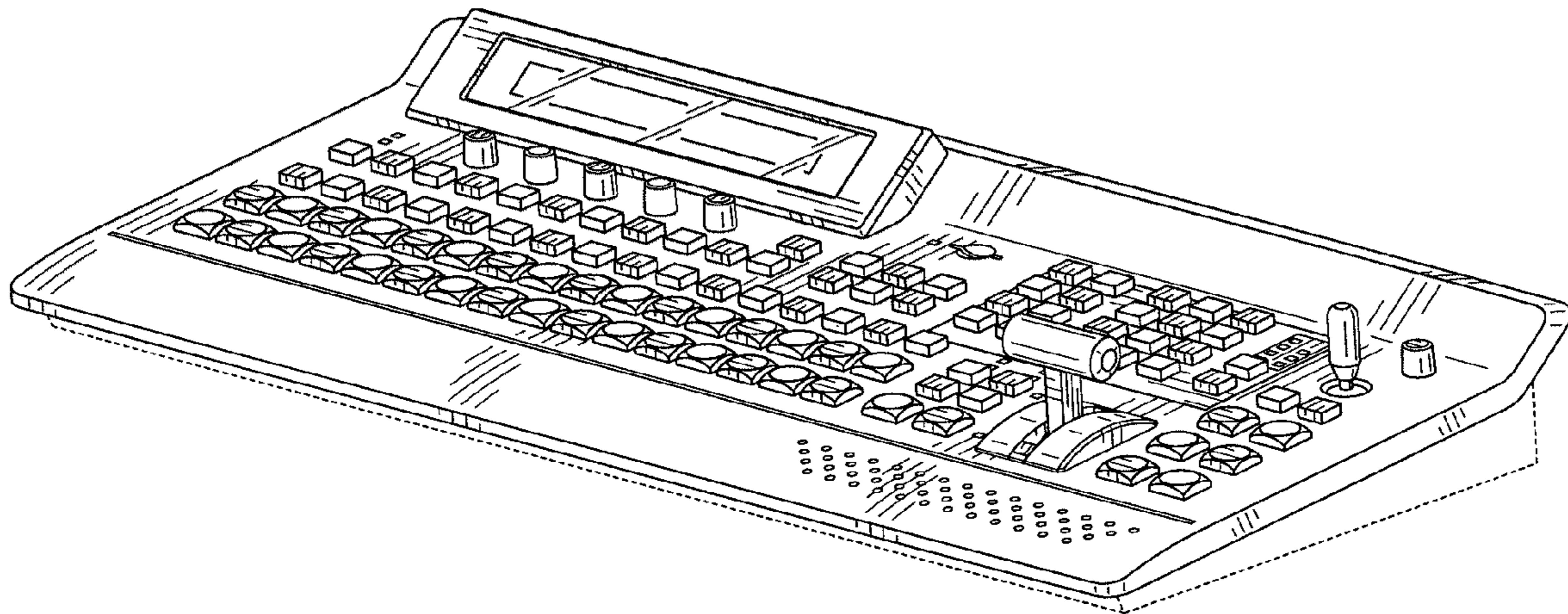


FIG.1

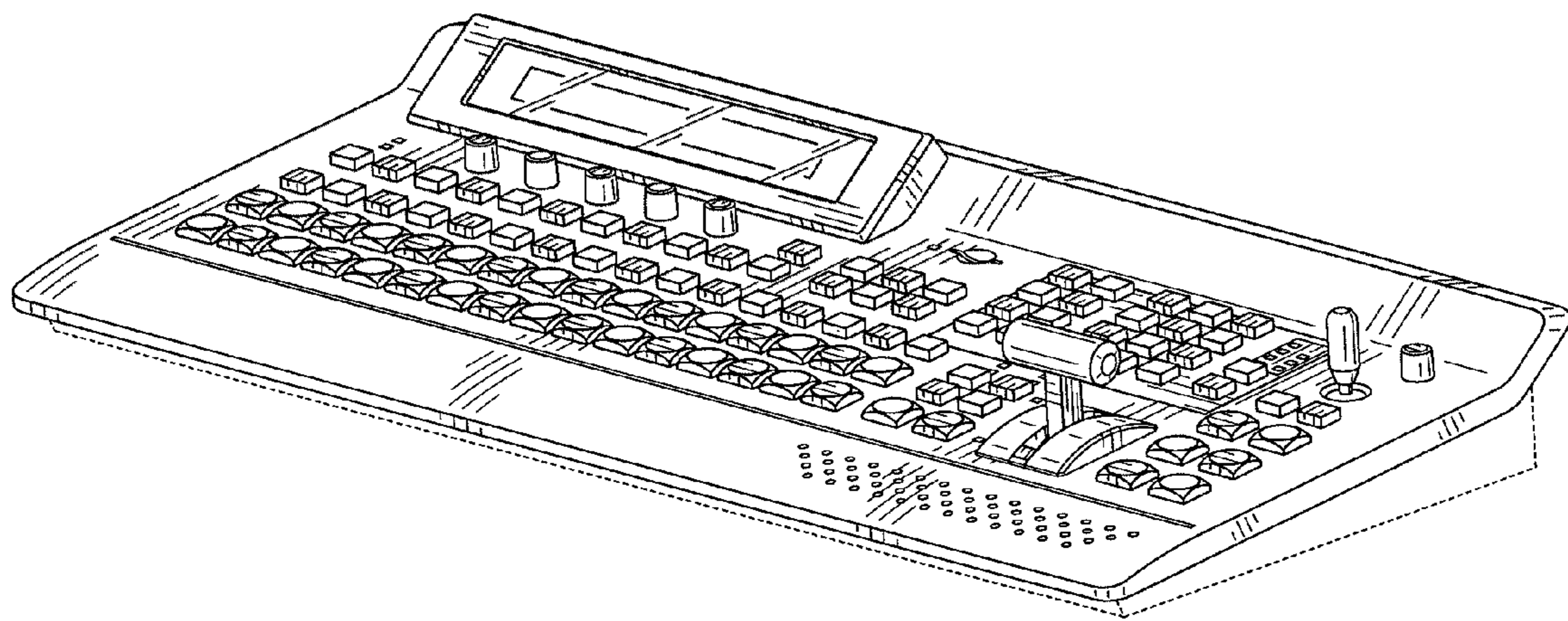


FIG.2

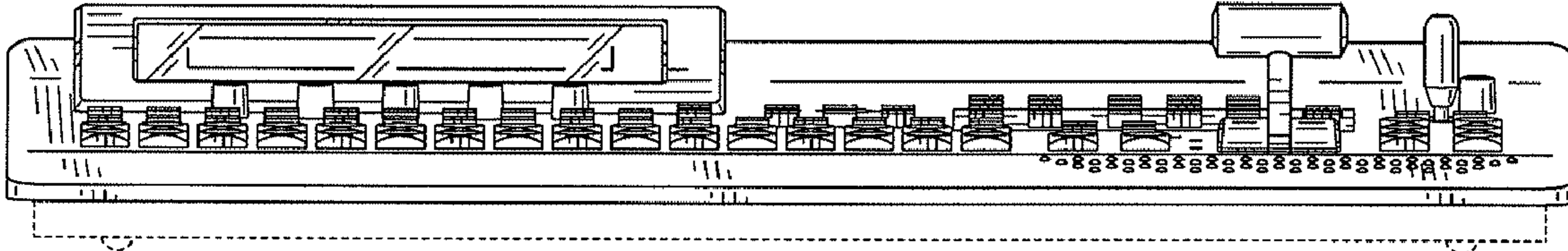


FIG.3

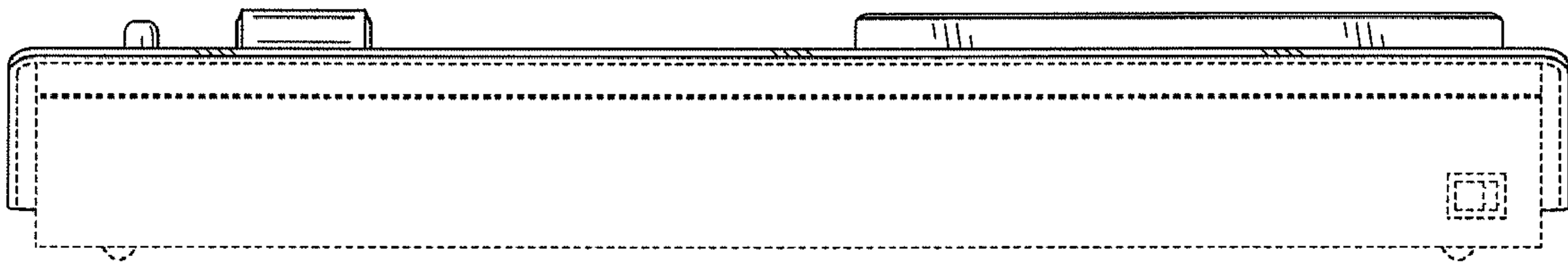


FIG.4




FIG.5






FIG.6

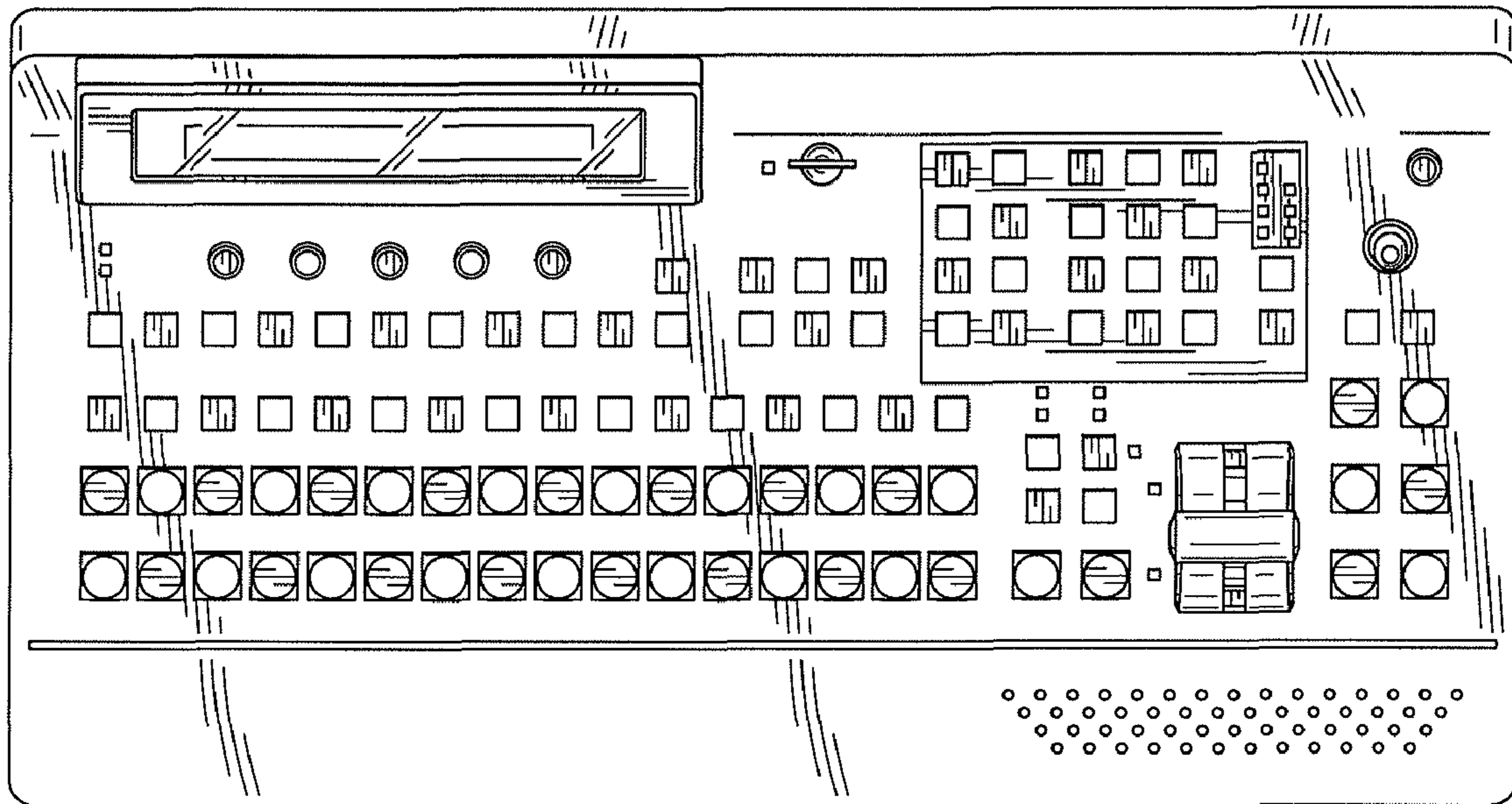


FIG.7

