

US00D619525S

(12) **United States Design Patent**
Patel

(10) **Patent No.:** **US D619,525 S**
(45) **Date of Patent:** **** Jul. 13, 2010**

(54) **WHEEL**
(75) Inventor: **Chirag Patel**, Long Beach, CA (US)
(73) Assignee: **Honda Motor Co., Ltd.**, Tokyo (JP)
(**) Term: **14 Years**
(21) Appl. No.: **29/346,359**
(22) Filed: **Oct. 30, 2009**

(51) **LOC (9) Cl.** **12-16**
(52) **U.S. Cl.** **D12/211**
(58) **Field of Classification Search** D12/204-213;
301/37.101, 64.101, 65, 64.201
See application file for complete search history.

(56) **References Cited**

U.S. PATENT DOCUMENTS

D450,026 S	*	11/2001	Donikoglu	D12/209
D482,647 S	*	11/2003	Lecher et al.	D12/211
D486,111 S	*	2/2004	Weidhase	D12/211
D500,278 S	*	12/2004	Huet	D12/211
D502,137 S	*	2/2005	Blum	D12/211

D515,494 S	*	2/2006	Laengerer	D12/211
D525,578 S	*	7/2006	Schell	D12/211
D535,934 S	*	1/2007	Scheu	D12/211
D537,766 S	*	3/2007	Laengerer et al.	D12/211
D547,254 S	*	7/2007	Davidson	D12/211
D585,352 S	*	1/2009	Scheu	D12/211
D585,353 S	*	1/2009	Scheu	D12/211
D585,807 S	*	2/2009	Scheu	D12/211
D604,223 S	*	11/2009	Dilber	D12/211

* cited by examiner

Primary Examiner—Stacia Cadmus

(74) *Attorney, Agent, or Firm*—Plumsea Law Group, LLC;
Mark E. Duell


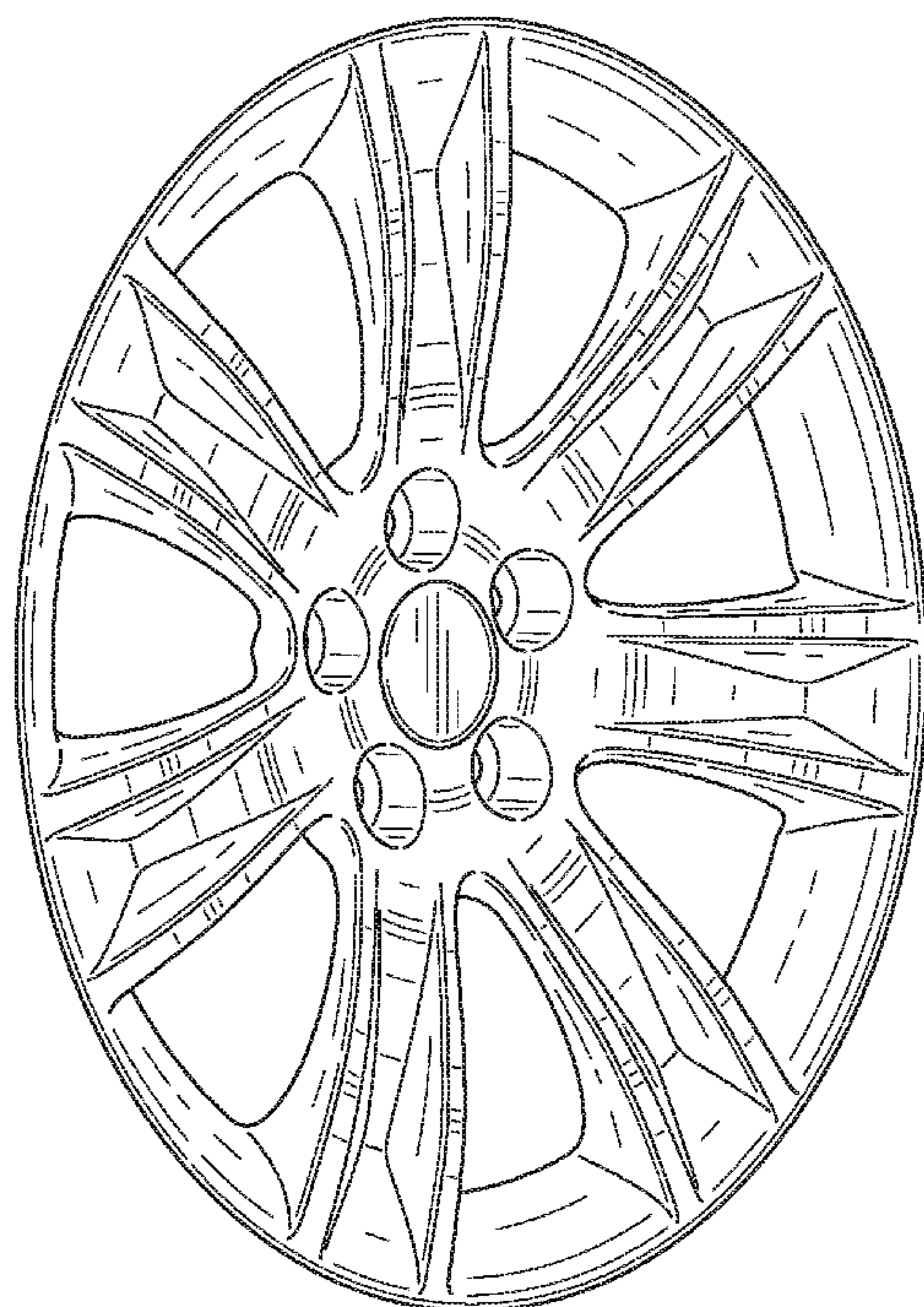
(57) **CLAIM**

The ornamental design for a wheel, as shown and described.

DESCRIPTION

FIG. 1 is a perspective view of a wheel showing my new design; and,
FIG. 2 is a front view thereof.

1 Claim, 2 Drawing Sheets



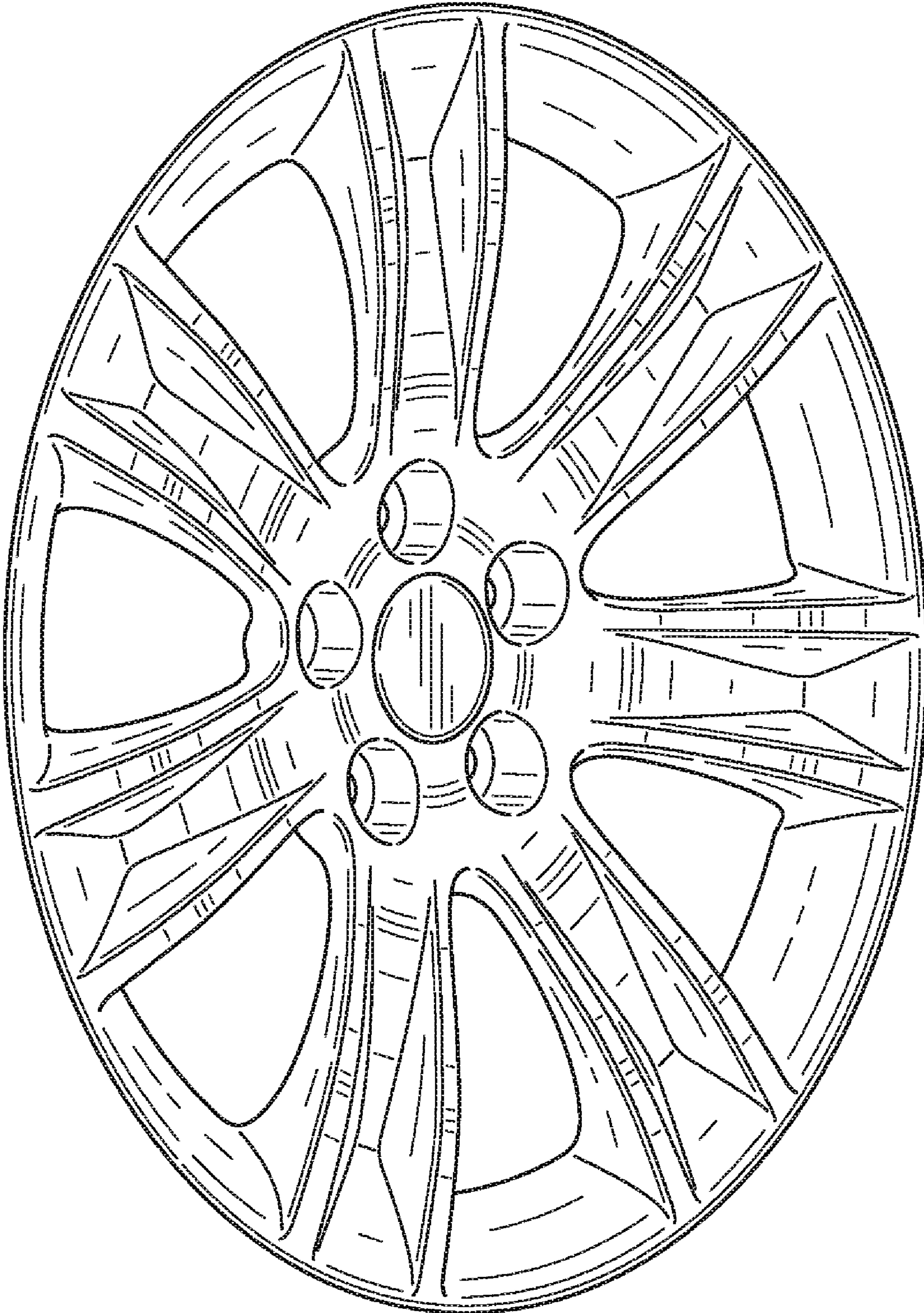


FIG. 1




FIG. 2