



US00D619514S

(12) **United States Design Patent**
Syouji et al.

(10) **Patent No.:** **US D619,514 S**
(45) **Date of Patent:** **** Jul. 13, 2010**

(54) **FRONT BUMPER FOR AN AUTOMOBILE**

(75) Inventors: **Yoshikazu Syouji**, Yokosuka (JP);
Takahiro Minami, Yokosuka (JP);
Satoru Oya, Toyota (JP)

(73) Assignee: **Toyota Jidosha Kabushiki Kaisha**,
Toyota-shi (JP)

(**) Term: **14 Years**

(21) Appl. No.: **29/352,277**

(22) Filed: **Dec. 18, 2009**

(51) **LOC (9) Cl.** **12-16**

(52) **U.S. Cl.** **D12/169**

(58) **Field of Classification Search** D12/169,
D12/196, 171, 163, 216, 90-92, 86; 293/102,
293/113, 115, 117, 120; 296/180.1, 180.2
See application file for complete search history.

(56) **References Cited**

U.S. PATENT DOCUMENTS

D561,657 S *	2/2008	Rester	D12/163
D563,290 S	3/2008	Morishita et al.		
D563,846 S *	3/2008	Suga et al.	D12/169
D564,425 S *	3/2008	Okue	D12/169
D585,344 S *	1/2009	Tomita et al.	D12/169
D586,270 S *	2/2009	Suga et al.	D12/169
D588,965 S *	3/2009	Hazumi et al.	D12/169
D592,573 S *	5/2009	Asakura et al.	D12/169
D594,794 S *	6/2009	Nakajima	D12/169

D600,174 S *	9/2009	Nagafuchi	D12/169
D605,096 S *	12/2009	Mueller	D12/169
D609,613 S *	2/2010	Okue et al.	D12/169

OTHER PUBLICATIONS

Saishin Kokusan & Yunyuusha Zen Moderu Kounyuu Gaido 2009,
Jan. 15, 2009, JAF Publishing, Mazuda, Demio.
Saishin Kokusan & Yunyuusha Zen Moderu Kounyuu Gaido 2009,
Jan. 15, 2009, JAF Publishing, Nissan, Murano.
Shingata Alphard/Vellfire no subete, Jul. 3, 2008, San'ei Shobo
Publishing Co., Ltd., Toyota, Alphard 350S C package.

* cited by examiner

Primary Examiner—Melody N Brown

(74) *Attorney, Agent, or Firm*—Finnegan, Henderson,
Farabow, Garrett & Dunner, LLP

(57) **CLAIM**

The ornamental design for a front bumper for an automobile,
as shown and described.

DESCRIPTION

FIG. 1 is a front perspective view of a front bumper for an
automobile of our new design;

FIG. 2 is a front view thereof;


FIG. 3 is a top plan view thereof;

FIG. 4 is a bottom plan view thereof;

FIG. 5 is a left side view thereof; and,

FIG. 6 is a right side view thereof.

1 Claim, 3 Drawing Sheets






FIG. 1

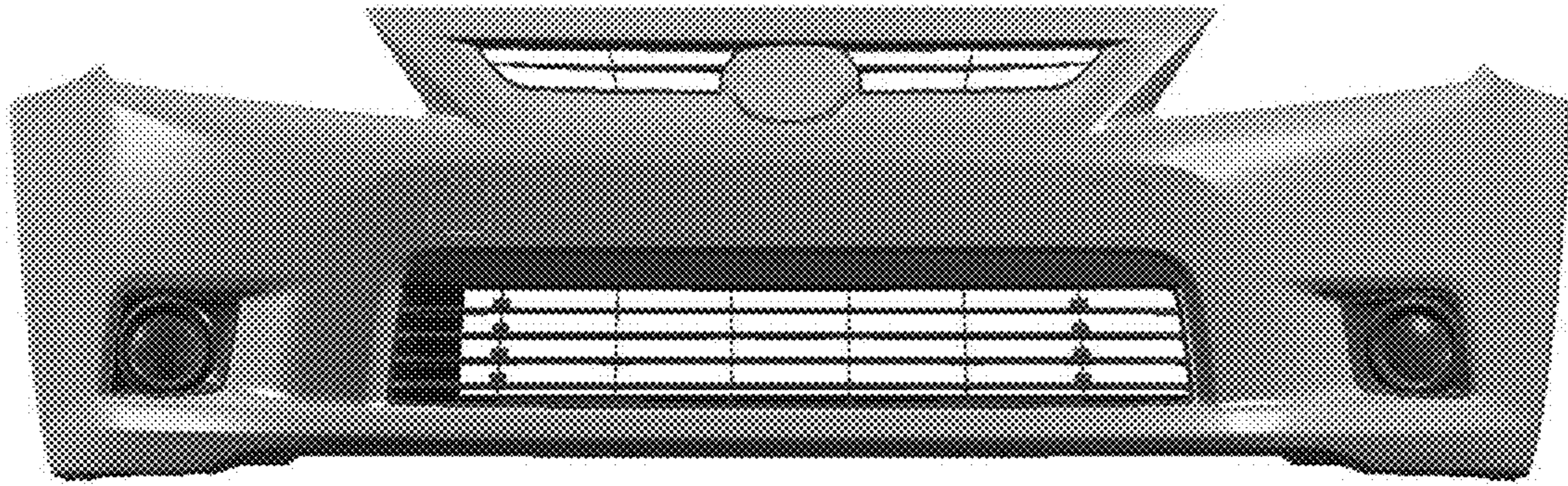


FIG. 2




FIG. 3




FIG. 4




FIG. 5




FIG. 6