



US00D619513S

(12) **United States Design Patent**
Miyazawa

(10) **Patent No.:** **US D619,513 S**
(45) **Date of Patent:** **** Jul. 13, 2010**

(54) **REAR BUMPER FOR AUTOMOBILE**

(75) Inventor: **Takuya Miyazawa**, Wako (JP)

(73) Assignee: **Honda Motor Co., Ltd.**, Tokyo (JP)

(**) Term: **14 Years**

(21) Appl. No.: **29/346,295**

(22) Filed: **Oct. 29, 2009**

(30) **Foreign Application Priority Data**

Apr. 30, 2009 (JP) 2009-009979

(51) **LOC (9) Cl.** **12-16**

(52) **U.S. Cl.** **D12/169**

(58) **Field of Classification Search** D12/169,
D12/196, 171, 163, 216, 90-92, 86; 293/102,
293/113, 115, 117, 120; 296/180.1, 180.2
See application file for complete search history.

(56) **References Cited**

U.S. PATENT DOCUMENTS

D580,316 S * 11/2008 Gueler et al. D12/169

D585,002 S * 1/2009 Tamura D12/169

D592,570 S * 5/2009 Lamm D12/169
D598,829 S * 8/2009 Mattin et al. D12/169
D600,604 S * 9/2009 Lamm D12/169
D600,605 S * 9/2009 Lamm D12/169

* cited by examiner

Primary Examiner—Melody N Brown

(74) *Attorney, Agent, or Firm*—Birch, Stewart, Kolasch & Birch, LLP

(57) **CLAIM**

The ornamental design for a rear bumper for automobile, as shown and described.

DESCRIPTION

FIG. 1 is a perspective view from the front side of a front bumper for automobile.

FIG. 2 is a front elevation view thereof.

FIG. 3 is a top plan view thereof; and,

FIG. 4 is a right side elevation view thereof.

The portion of the bumper shown in broken lines is for the purpose of showing environmental structure only and forms no part of the claimed design.

1 Claim, 4 Drawing Sheets




FIG. 1

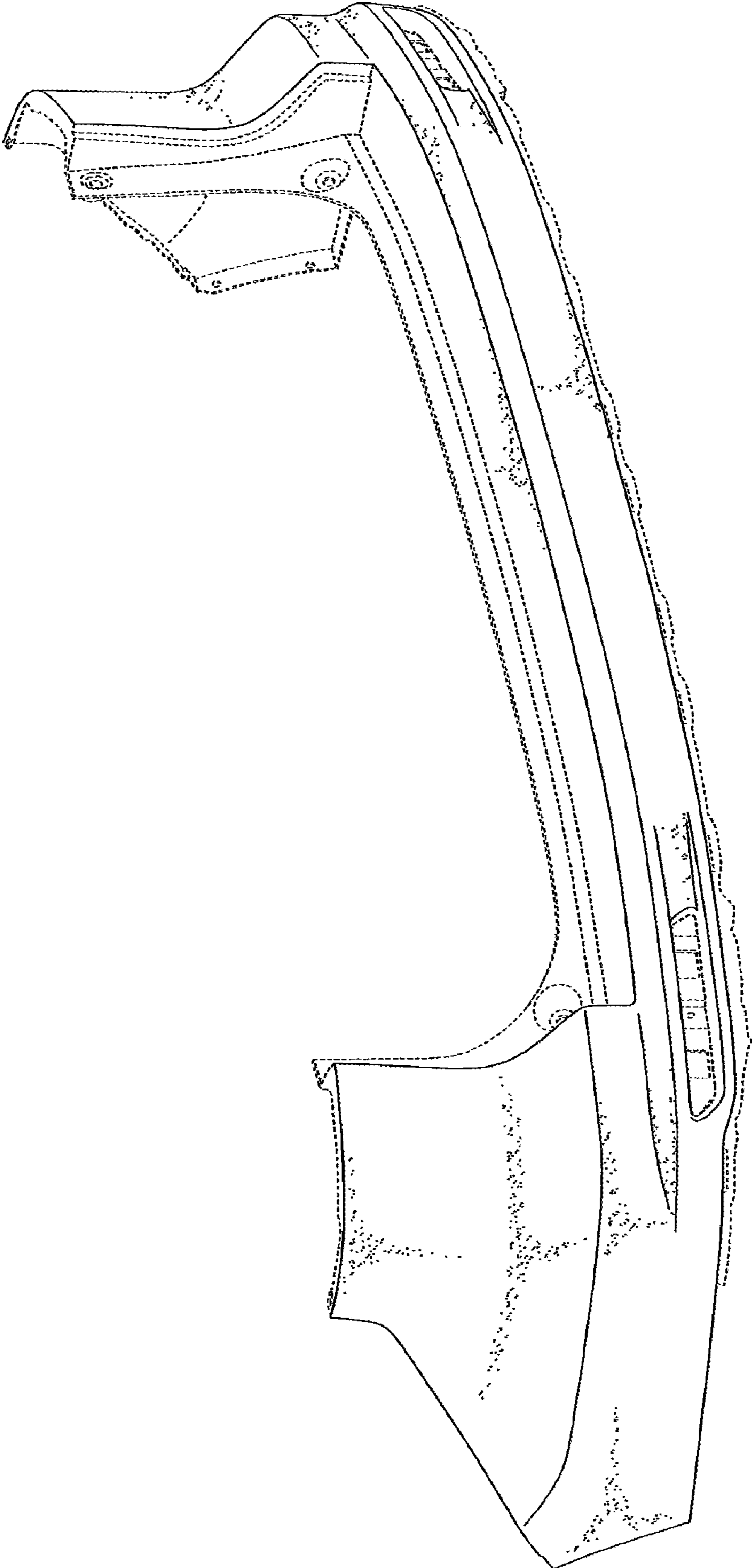


FIG. 2

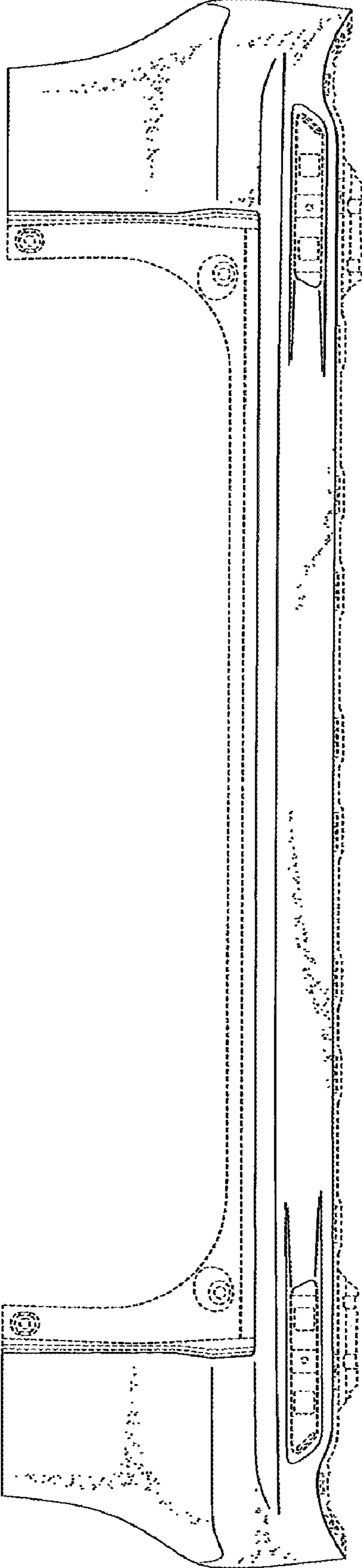


FIG. 3

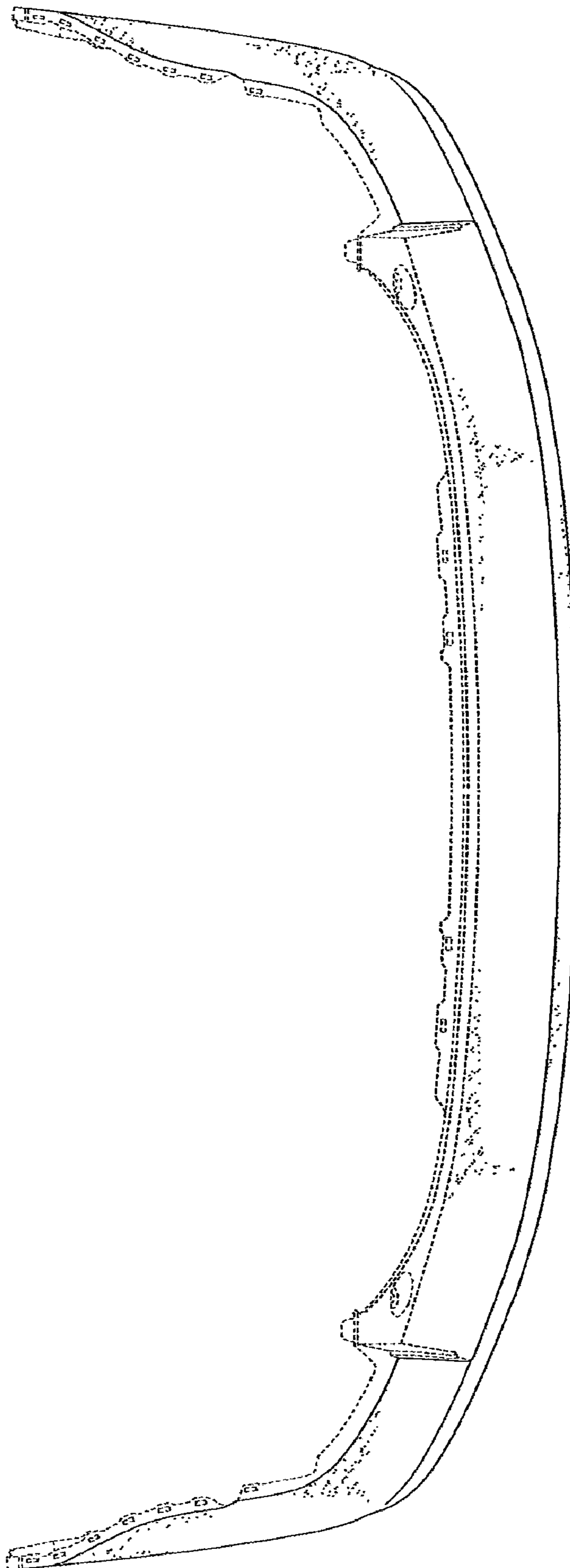


FIG. 4

