



US00D619510S

(12) **United States Design Patent**
Suzuki et al.

(10) **Patent No.:** **US D619,510 S**
(45) **Date of Patent:** **** Jul. 13, 2010**

(54) **FRONT PORTION OF AN AUTOMOBILE
AND/OR TOY REPLICA THEREOF**

(75) Inventors: **Katsuhiro Suzuki**, Hachioji (JP); **Kengo
Matsumoto**, Nagoya (JP); **Takuya
Ishibashi**, Choufu (JP)

(73) Assignee: **Toyota Jidosha Kabushiki Kaisha**,
Toyota-shi (JP)

(**) Term: **14 Years**

(21) Appl. No.: **29/352,539**

(22) Filed: **Dec. 22, 2009**

(30) **Foreign Application Priority Data**

Sep. 11, 2009 (JP) 2009-021114

(51) **LOC (9) Cl.** **12-16**

(52) **U.S. Cl.** **D12/164**

(58) **Field of Classification Search** D12/164,
D12/196, 90-92, 86; 296/181.1, 181.5
See application file for complete search history.

(56) **References Cited**

U.S. PATENT DOCUMENTS

D559,163 S * 1/2008 Okamoto et al. D12/164
D575,678 S 8/2008 Matsumoto
D592,555 S * 5/2009 Kanno et al. D12/92
D598,823 S * 8/2009 Hiranaka et al. D12/164

OTHER PUBLICATIONS

Photograph of 2005 Lexus LF-A Concept, appearing on website:
<http://www.seriouswheels.com> by John Filiss, date unknown but
available at least as early as Sep. 2008.

Photograph of 2007 Lexus LF-A Concept, appearing on website:
<http://lexus.jp> by Toyota Motor Corporation, date unknown but avail-
able at least as early as Sep. 2008.

Photograph of Ferrari California, appearing on website: <http://www.seriouswheels.com> by John Filiss, date unknown but avail-
able at least as early as Sep. 2008.

Rosso No. 94; Ferrari F430; Ferrari, May 2005.

Photograph of LF-A 2005.

Photograph of Audi R8 2006.

* cited by examiner

Primary Examiner—Melody N Brown

(74) *Attorney, Agent, or Firm*—Finnegan, Henderson,
Farabow, Garrett & Dunner, LLP

(57) **CLAIM**

The ornamental design for a front portion of an automobile
and/or toy replica thereof, as shown and described.

DESCRIPTION

FIG. 1 is a front perspective view of a front portion of an
automobile and/or toy replica thereof showing our new
design;

FIG. 2 is a rear perspective view thereof;

FIG. 3 is a front elevational view thereof;

FIG. 4 is a rear elevational view thereof;

FIG. 5 is a top plan view thereof; and,

FIG. 6 is a right side elevational view thereof, the left side
elevational view being a mirror image of FIG. 6.

The lighter contrast of an automobile in the photographs is
shown to illustrate environment and forms no part of the
claimed design.

1 Claim, 5 Drawing Sheets






FIG. 1

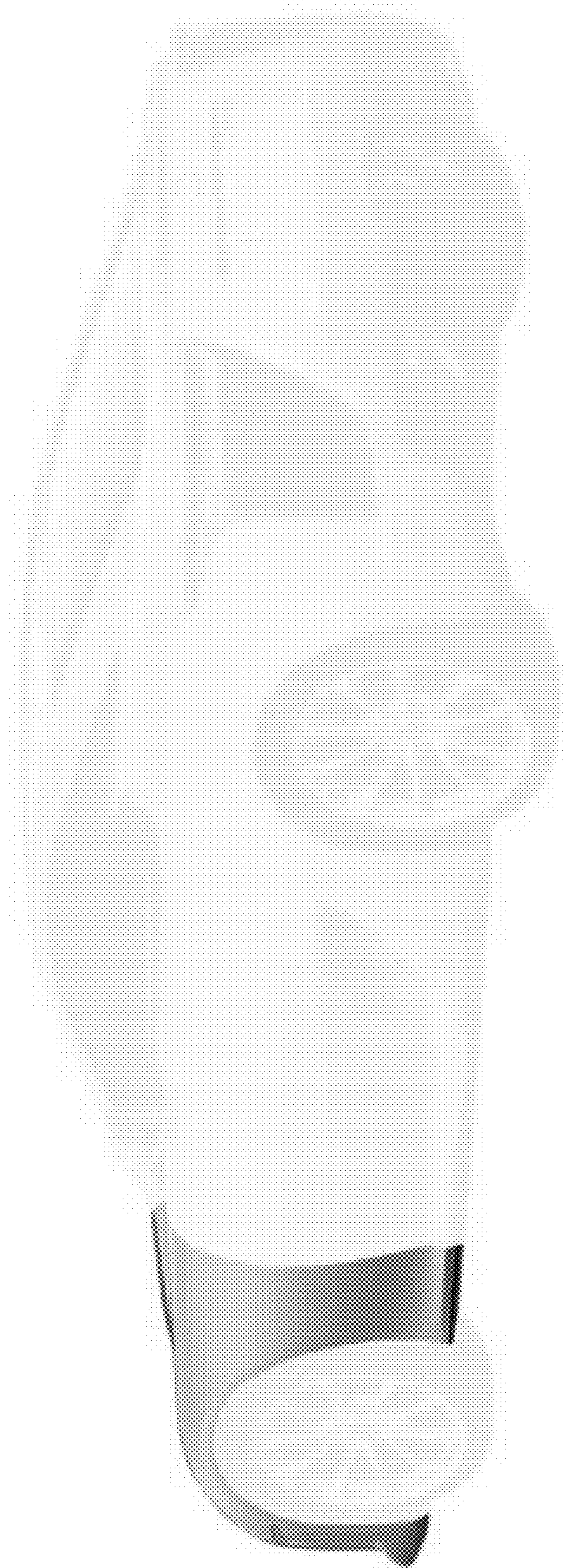


FIG. 2



FIG. 3




FIG. 4

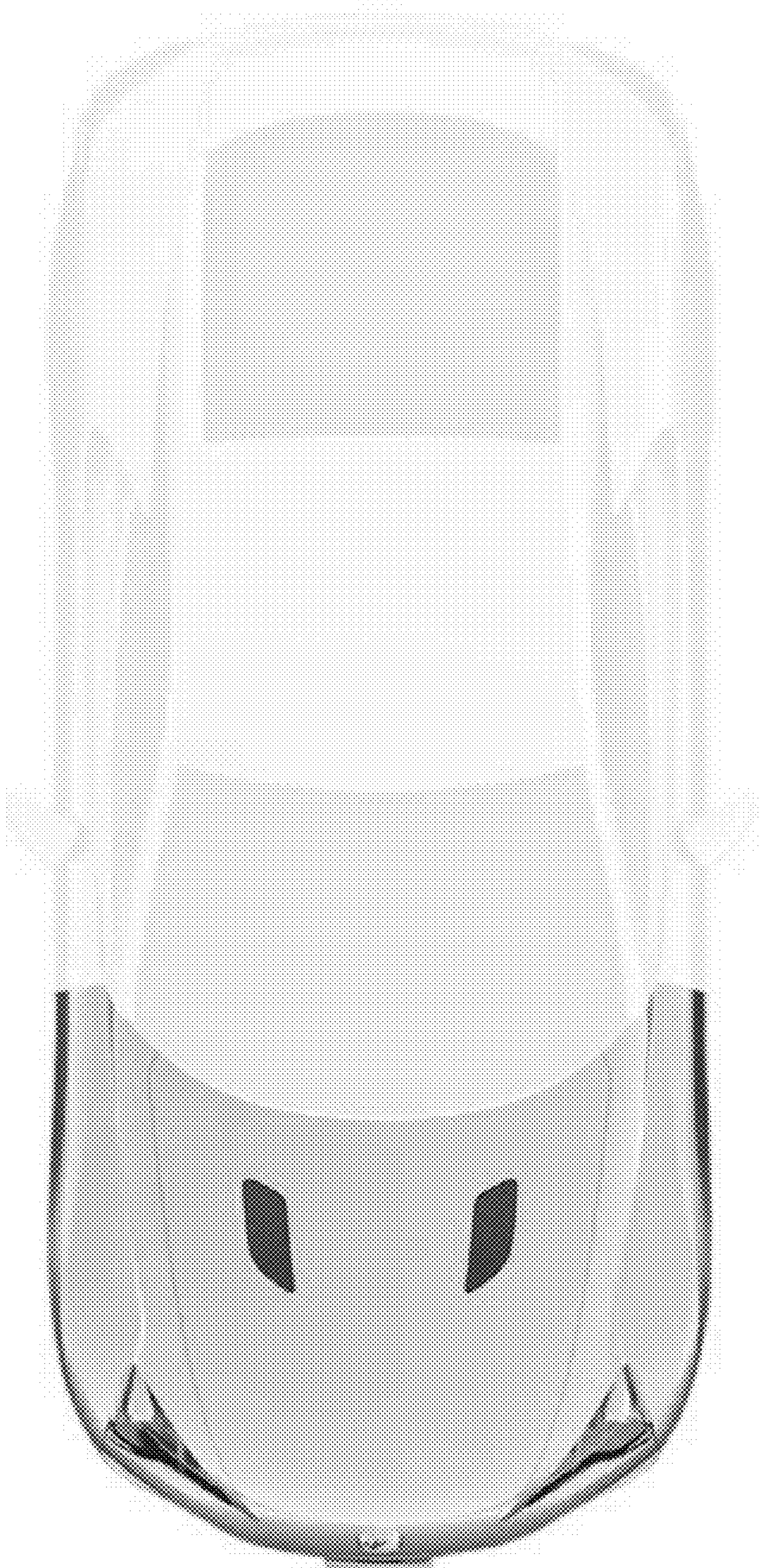


FIG. 5




FIG. 6