



US00D619509S

(12) **United States Design Patent**
Choi et al.

(10) **Patent No.:** **US D619,509 S**

(45) **Date of Patent:** **** Jul. 13, 2010**

(54) **VEHICLE REAR PORTION**

D589,854 S * 4/2009 Suga et al. D12/164
D608,701 S * 1/2010 Burki et al. D12/164

(75) Inventors: **Young Choi**, Redondo Beach, CA (US);
Guillermo A. Gonzalez, Lawndale, CA
(US)

* cited by examiner

Primary Examiner—Melody N Brown

(73) Assignee: **Honda Motor Co., Ltd.**, Tokyo (JP)

(74) *Attorney, Agent, or Firm*—Plumsea Law Group, LLC;
Mark E. Duell

(**) Term: **14 Years**

(57) **CLAIM**

(21) Appl. No.: **29/346,421**

The ornamental design for a vehicle rear portion, as shown
and described.

(22) Filed: **Oct. 30, 2009**

(51) **LOC (9) Cl.** **12-16**

DESCRIPTION

(52) **U.S. Cl.** **D12/164**

FIG. 1 is a perspective view of a vehicle rear portion showing
our new design;

(58) **Field of Classification Search** D12/164,

D12/196, 90-92, 86; 296/181.1, 181.5

FIG. 2 is a side elevational view of one side thereof;

See application file for complete search history.

FIG. 3 is a side elevational view of the other side thereof; and,

FIG. 4 is a rear elevational view thereof.

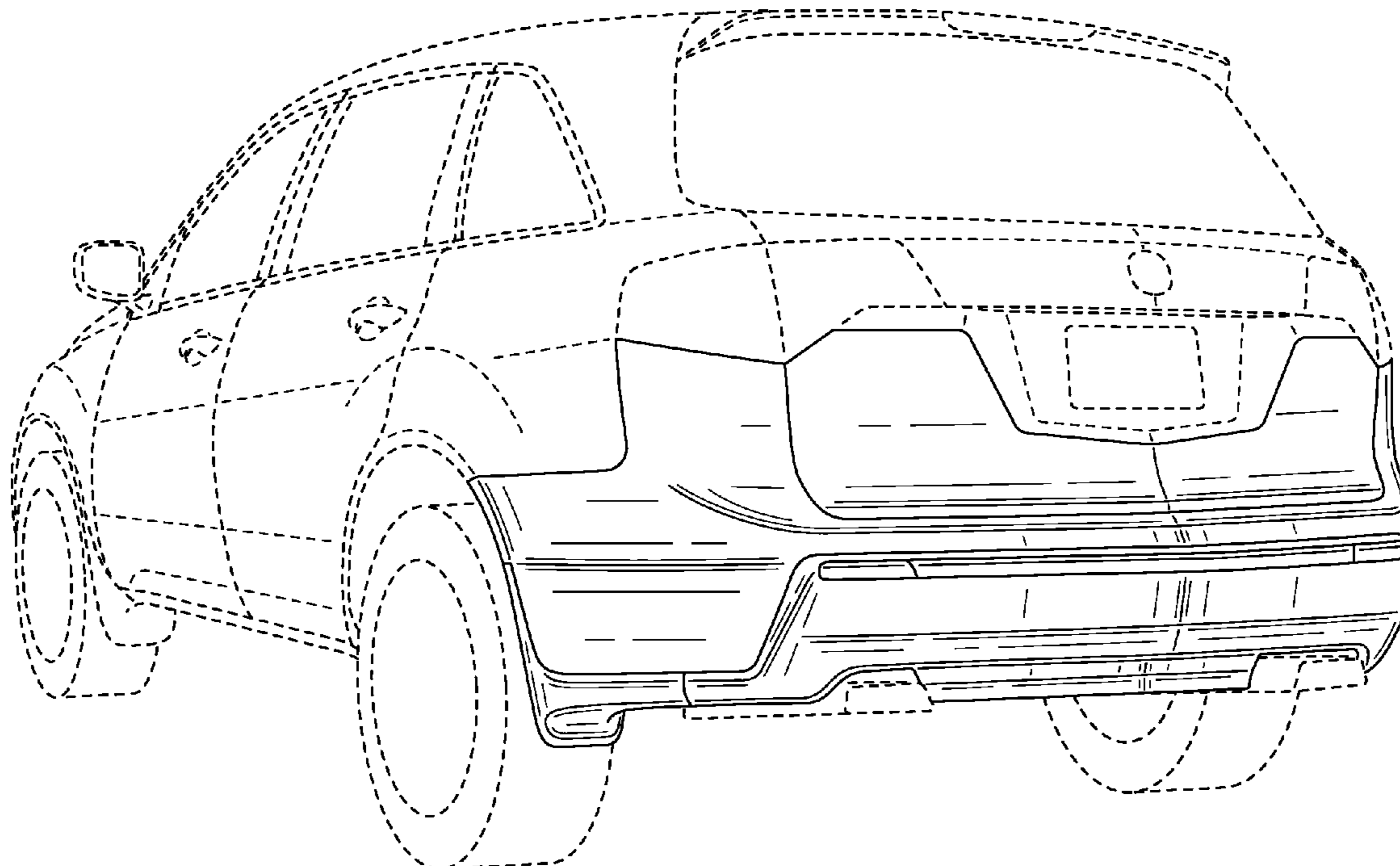
(56) **References Cited**

U.S. PATENT DOCUMENTS

The broken line showings of the wheels, tires and lozenge
shape, and the remainder of the vehicle exterior form no part
of the claimed design.

D515,972 S 2/2006 Ikeda
D516,233 S 2/2006 Ikeda
D584,191 S * 1/2009 Hall et al. D12/92
D584,658 S * 1/2009 Minami D12/91

1 Claim, 4 Drawing Sheets



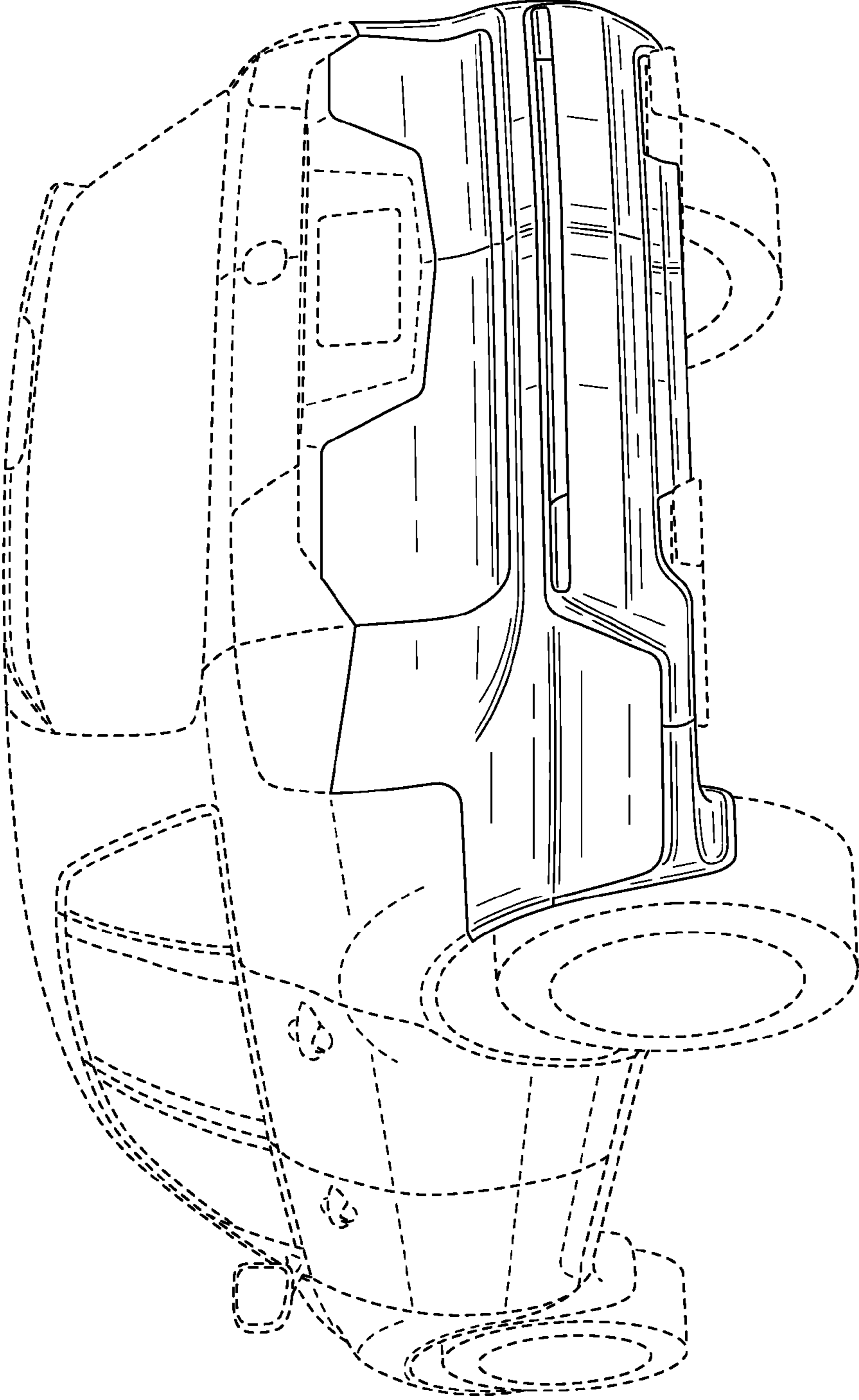


FIG. 1

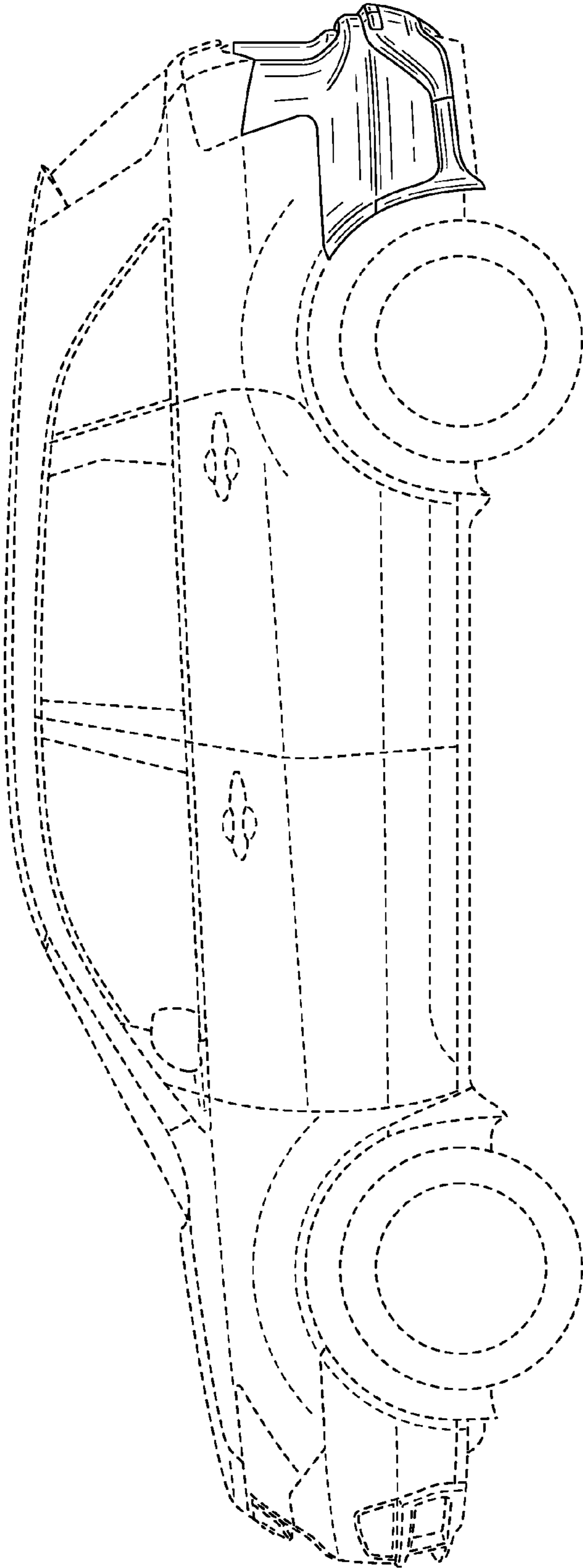


FIG. 2

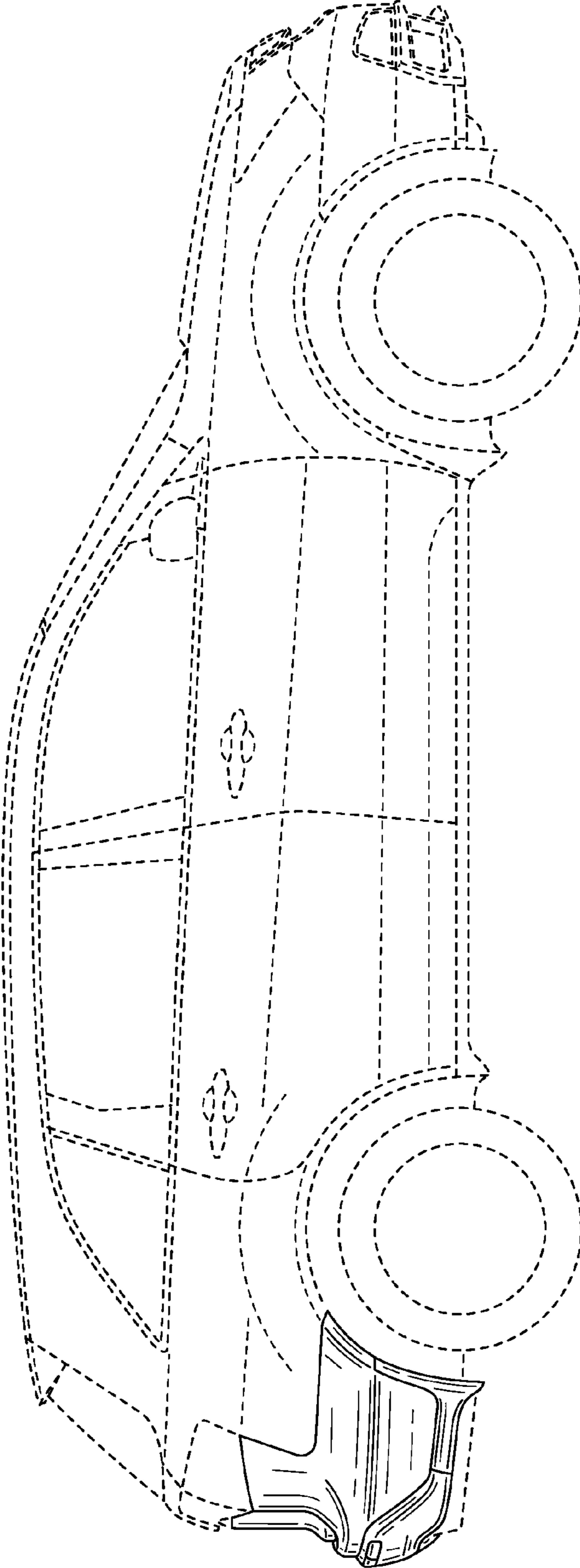


FIG. 3




FIG. 4