



US00D619505S

(12) **United States Design Patent**
Thoma et al.

(10) **Patent No.:** **US D619,505 S**
(45) **Date of Patent:** **** Jul. 13, 2010**

(54) **SKYLIGHT**

(75) Inventors: **Michael L. Thoma**, Lafayette, IN (US);
Danny L. Gilbert, Monticello, IN (US)

(73) Assignee: **Wabash National, L.P.**, Lafayette, IN
(US)

(**) Term: **14 Years**

(21) Appl. No.: **29/322,402**

(22) Filed: **Aug. 4, 2008**

(51) **LOC (9) Cl.** **12-08**

(52) **U.S. Cl.** **D12/108**

(58) **Field of Classification Search** D12/183,
D12/209, 404; D25/52, 53, 54, 199, 138;
52/58, 200; 49/362, 363, 504; 454/199
See application file for complete search history.

(56) **References Cited**

U.S. PATENT DOCUMENTS

D76,266	S *	9/1928	Stevens	D14/222
D225,459	S *	12/1972	Altobello	D25/36
3,776,591	A *	12/1973	Krueger	296/146.15
D236,339	S *	8/1975	Polk	D12/183
4,193,237	A	3/1980	Jankowski		
D273,001	S *	3/1984	Fink	D12/404
4,549,379	A	10/1985	Hoy et al.		
D286,399	S *	10/1986	Willy	D14/222
4,940,968	A *	7/1990	De Nood	340/572.5
D348,137	S *	6/1994	Campbell	D3/314
D353,343	S *	12/1994	Eberhardt	D10/104
5,545,854	A	8/1996	Ishida		
D382,347	S *	8/1997	Grubb	D25/52
D389,254	S *	1/1998	Grubb	D25/199
6,422,156	B1	7/2002	Winsor et al.		

7,185,464	B2 *	3/2007	Bracale	52/200
D557,817	S *	12/2007	Verfuert	D25/52
D575,410	S *	8/2008	Best	D25/52
2008/0302032	A1 *	12/2008	Valentz et al.	52/200
2009/0000217	A1 *	1/2009	Verfuert et al.	52/101

OTHER PUBLICATIONS

PCT International Search Report and the Written Opinion of the International Searching Authority dated Mar. 9, 2009, for corresponding International Application No. PCT/US09/31505 (8 pages).

* cited by examiner

Primary Examiner—T. Chase Nelson

Assistant Examiner—Michael A Pratt

(74) *Attorney, Agent, or Firm*—Barnes & Thornburg

(57) **CLAIM**

The ornamental design for a skylight, as shown and described.

DESCRIPTION

FIG. 1 is a front perspective view of a skylight in accordance with our new design;

FIG. 2 is a rear perspective view thereof;

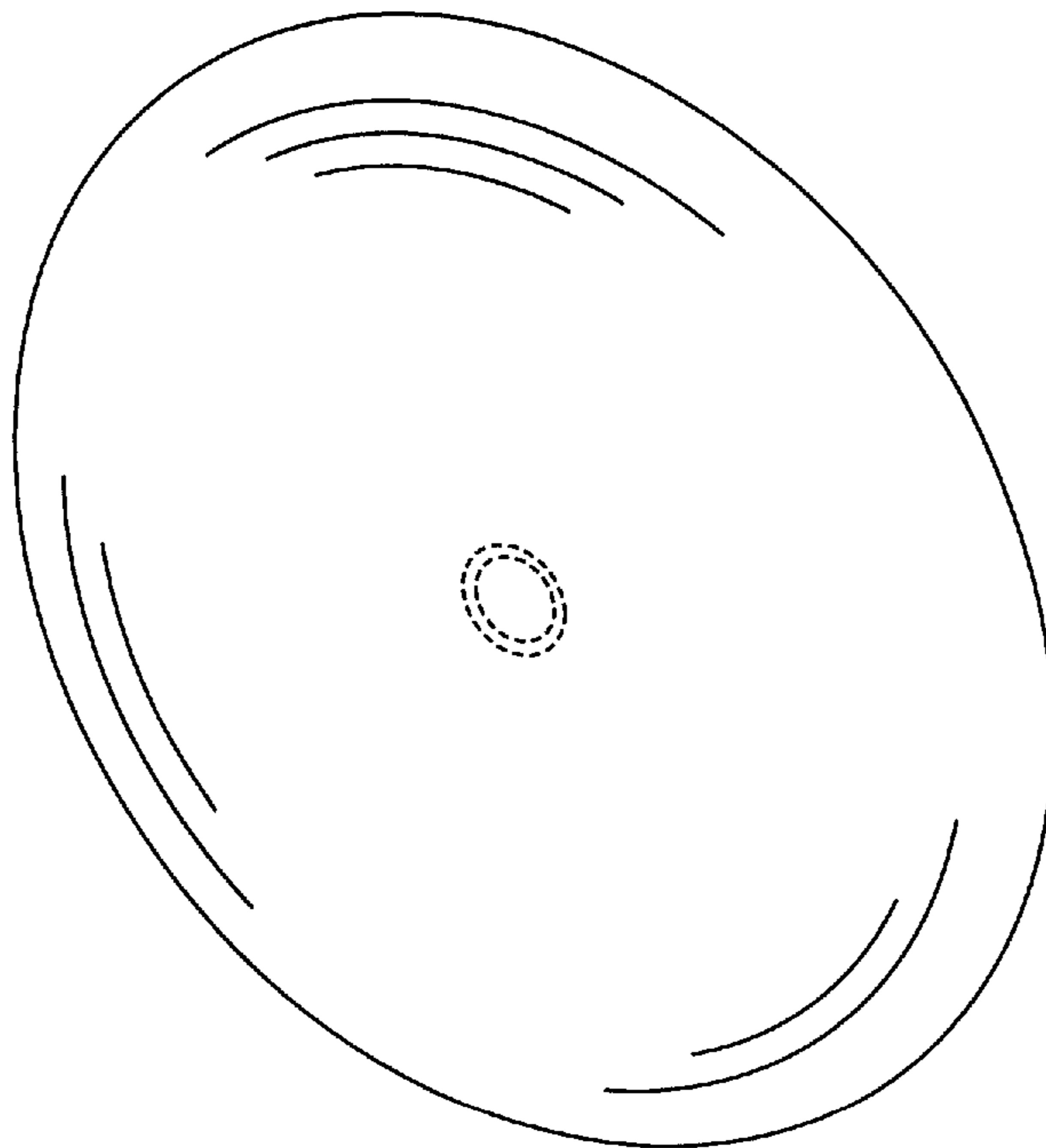
FIG. 3 is a front elevational view thereof;

FIG. 4 is a right side elevational view thereof, the left and right sides and the top and bottom of the skylight all being symmetrical to one another; and,

FIG. 5 is a rear elevational view thereof.

The broken line showing of portions of the design is included for the purpose of illustrating environment and forms no part of the claimed design.

1 Claim, 4 Drawing Sheets



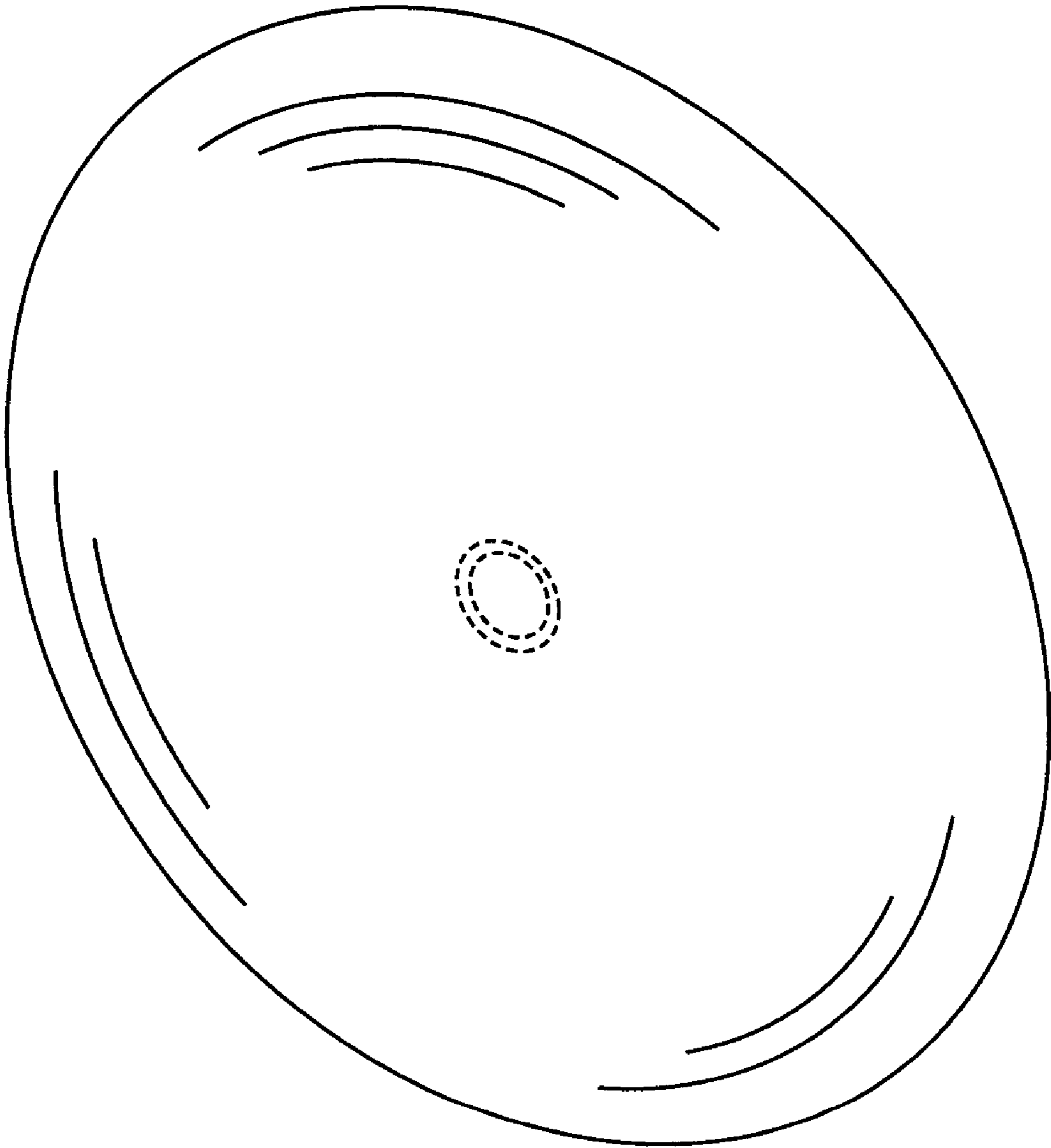


FIG. 1

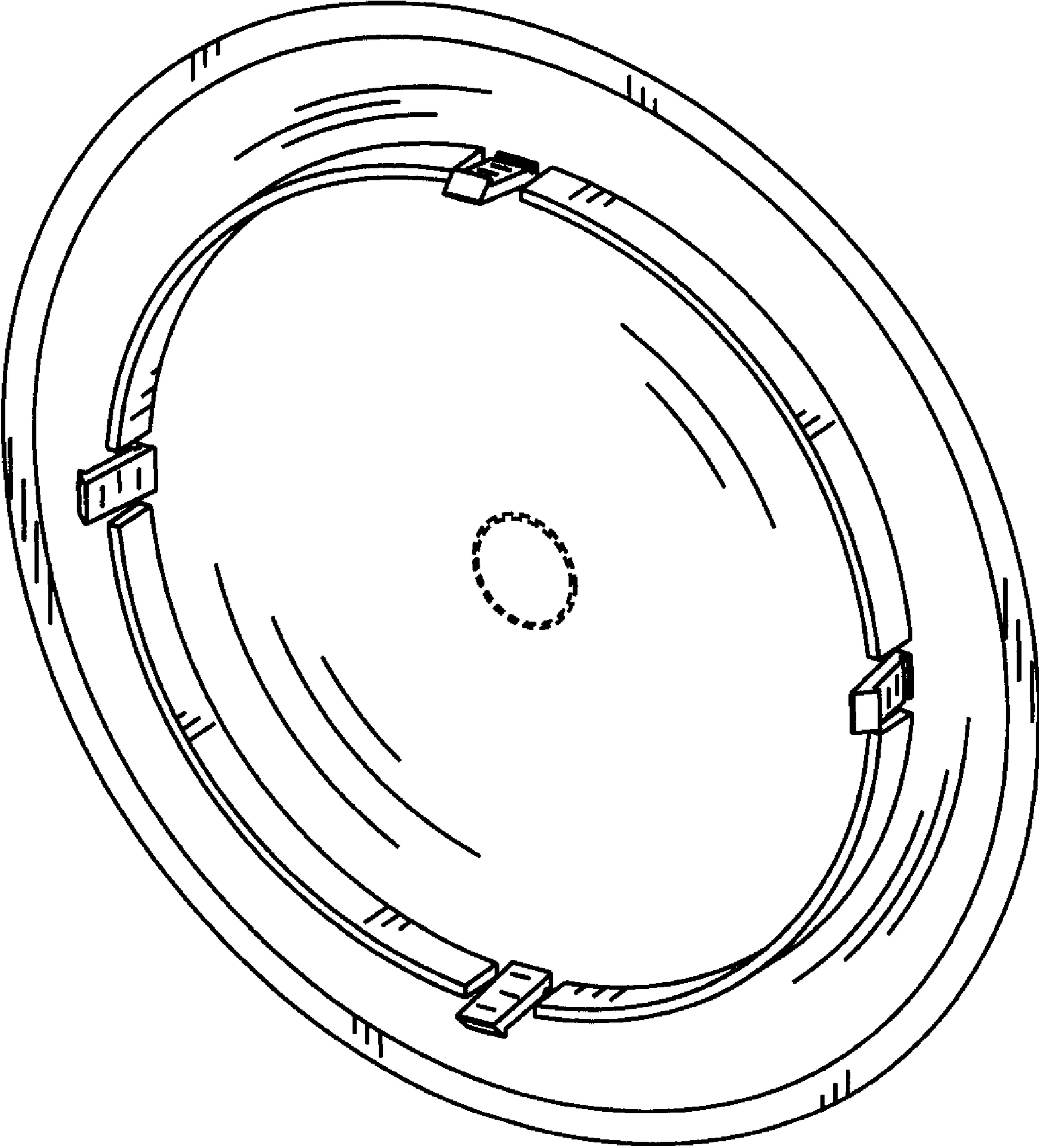


FIG. 2

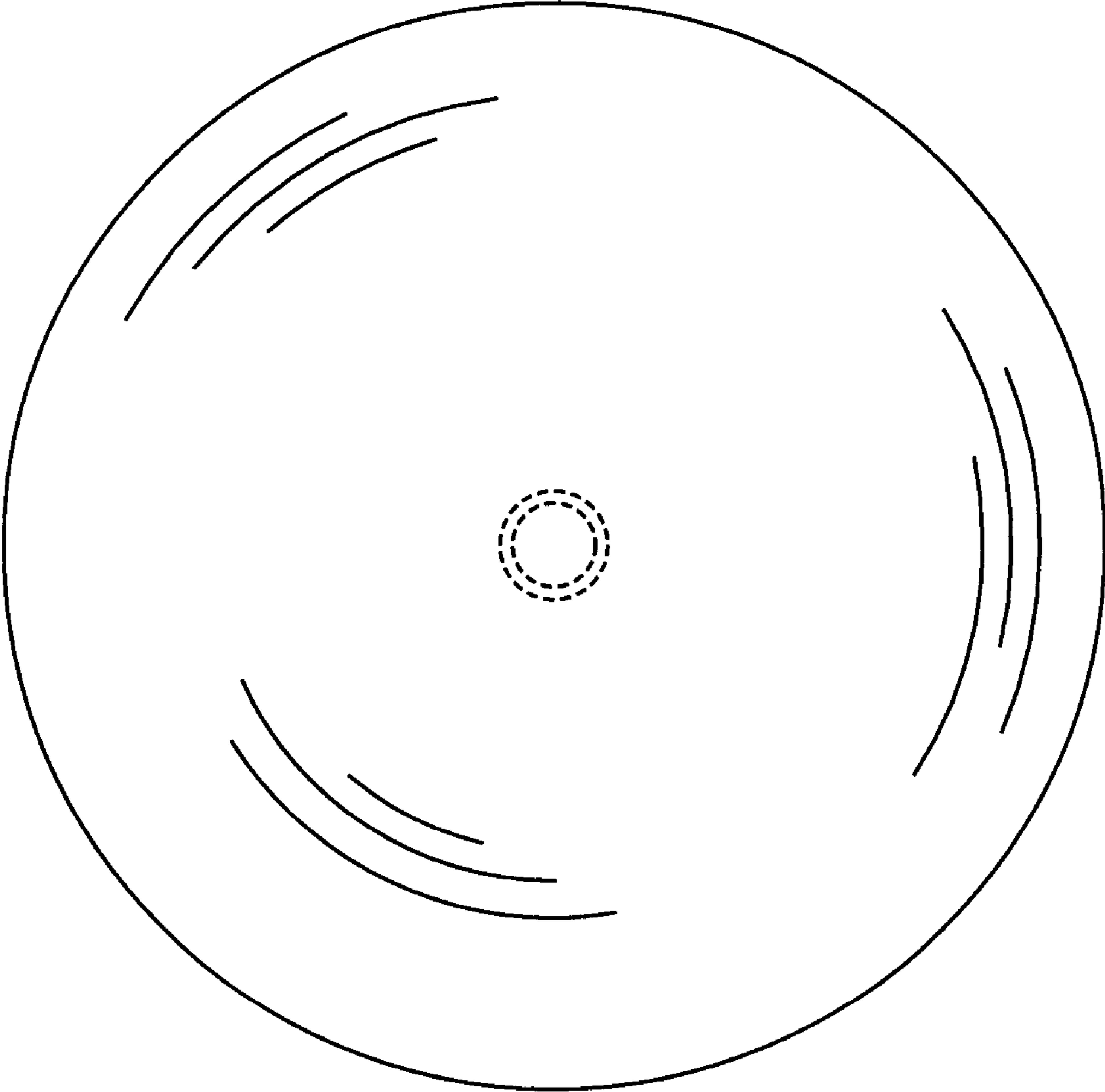


FIG. 3

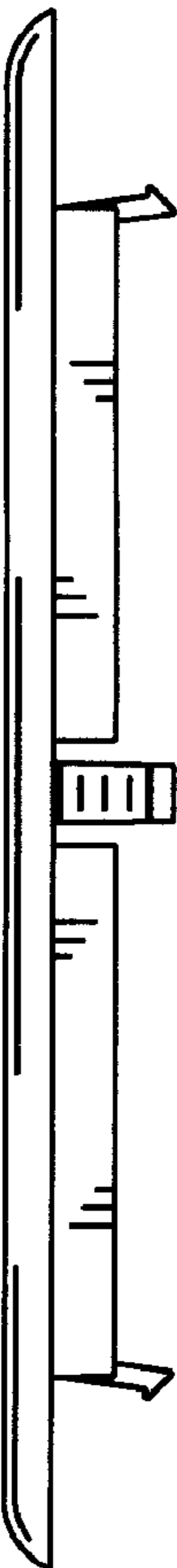


FIG. 4

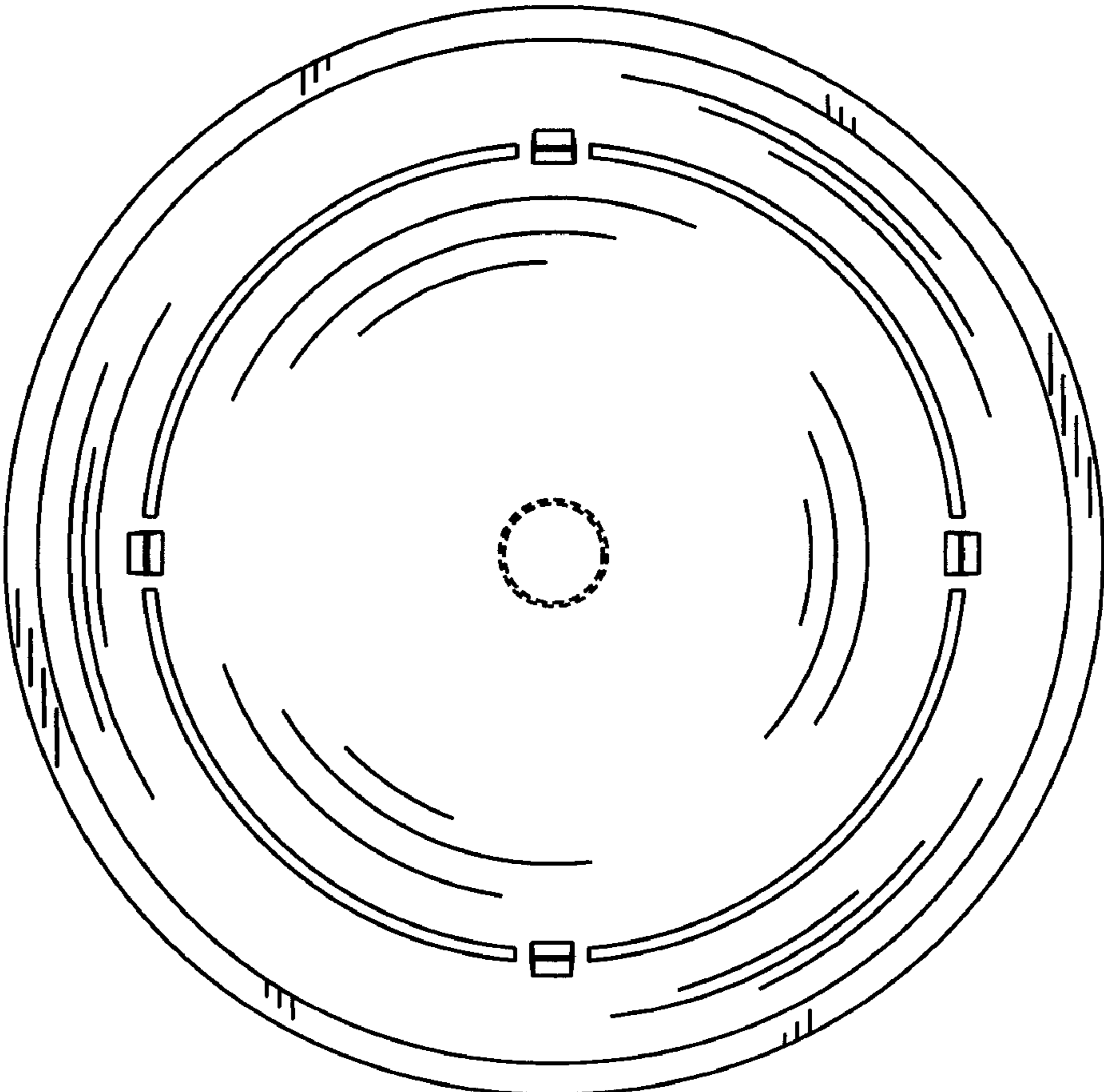


FIG. 5